



US00D434860S

United States Patent [19] Holzer

[11] Patent Number: **Des. 434,860**

[45] Date of Patent: **** Dec. 5, 2000**

[54] **GAS DISCHARGE LAMP**

[76] Inventor: **Walter Holzer**, Drost-Hülshoff-Weg 19, 88709 Meersburg, Germany

[**] Term: **14 Years**

[21] Appl. No.: **29/118,324**

[22] Filed: **Feb. 7, 2000**

Related U.S. Application Data

[62] Division of application No. 29/099,289, Jan. 19, 1999.

[51] **LOC (7) Cl.** **26-04**

[52] **U.S. Cl.** **D26/3**

[58] **Field of Search** D26/1, 2, 3; 313/318, 313/375; 315/324, 58, 56, 57; 362/216

[56] References Cited

U.S. PATENT DOCUMENTS

D. 313,606	1/1991	Roth	D26/2
D. 353,902	12/1994	Sangan et al.	D26/3
D. 368,144	3/1996	Holzer	D26/3
D. 390,674	2/1998	Foo	D26/3
D. 413,398	8/1999	Foo	D26/3
2,733,375	1/1956	Noel	313/575
3,986,017	10/1976	Kulle	362/216
4,740,873	4/1988	Blake	362/216
4,771,370	9/1988	Lowe, Jr. et al.	362/216
4,937,487	6/1990	Blaisdell et al.	313/318

Primary Examiner—Susan J. Lucas
Attorney, Agent, or Firm—Marshall, O’Toole, Gerstein, Murray & Borun

[57] CLAIM

The ornamental design for a gas discharge lamp, as shown and described.

DESCRIPTION

FIG. 1 is a front view of a first embodiment of a gas discharge lamp in accordance with the present invention, the back view being identical;

FIG. 2 is a right-side view of the gas discharge lamp of FIG. 1; the left-side view being identical;

FIG. 3 is a bottom view of the gas discharge lamp of FIG. 1;

FIG. 4 is a perspective view of the gas discharge lamp of FIG. 1;


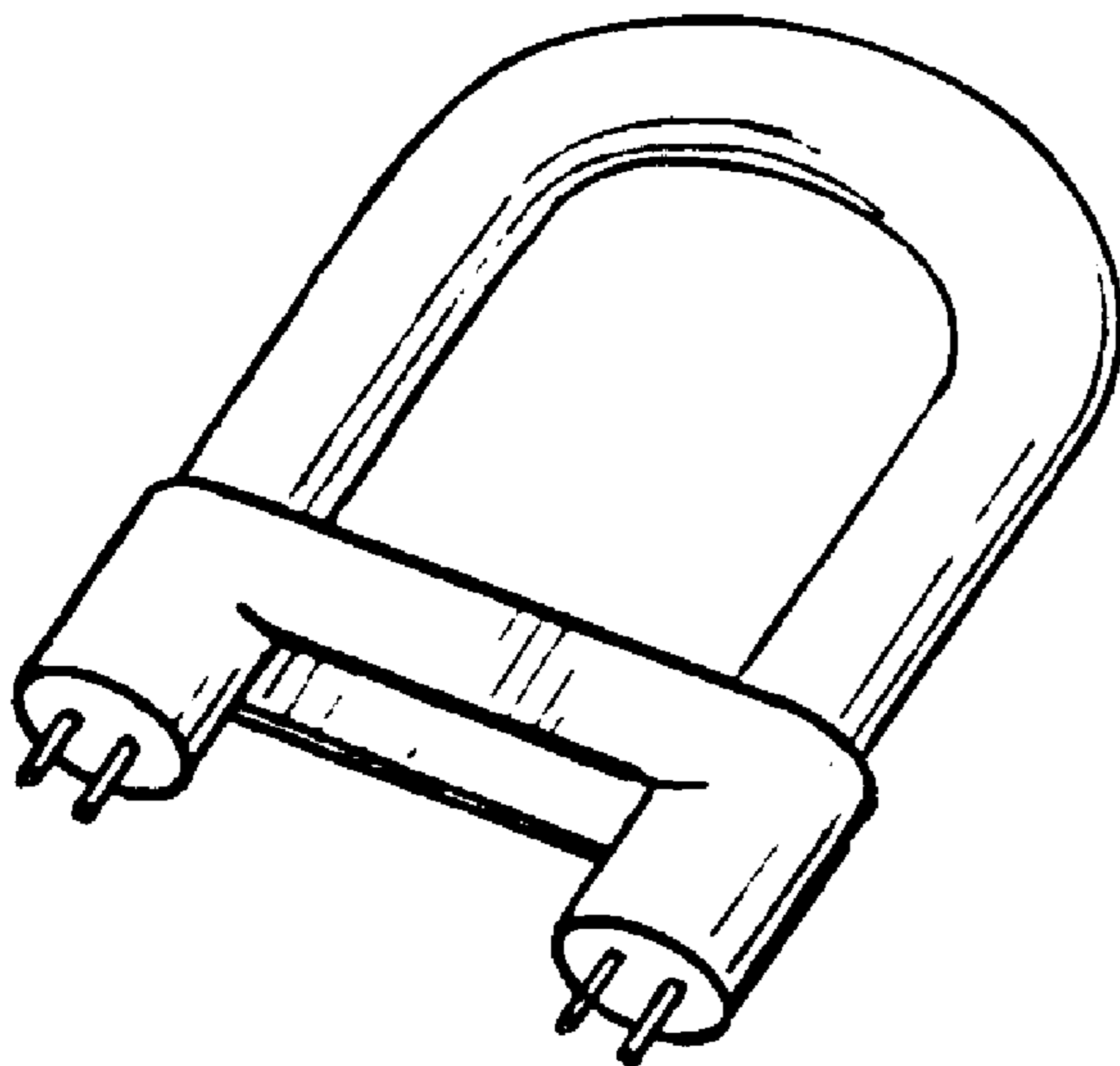
FIG. 5 is a front view of a second embodiment of a gas discharge lamp in accordance with the present invention, the back view being identical;

FIG. 6 is a right-side view of the gas discharge lamp of FIG. 5, the left-side view being identical;

FIG. 7 is a bottom view of the gas discharge lamp of FIG. 5; and,

FIG. 8 is a perspective view of the gas discharge lamp of FIG. 5.

1 Claim, 2 Drawing Sheets






FIG. 1



FIG. 2



FIG. 3

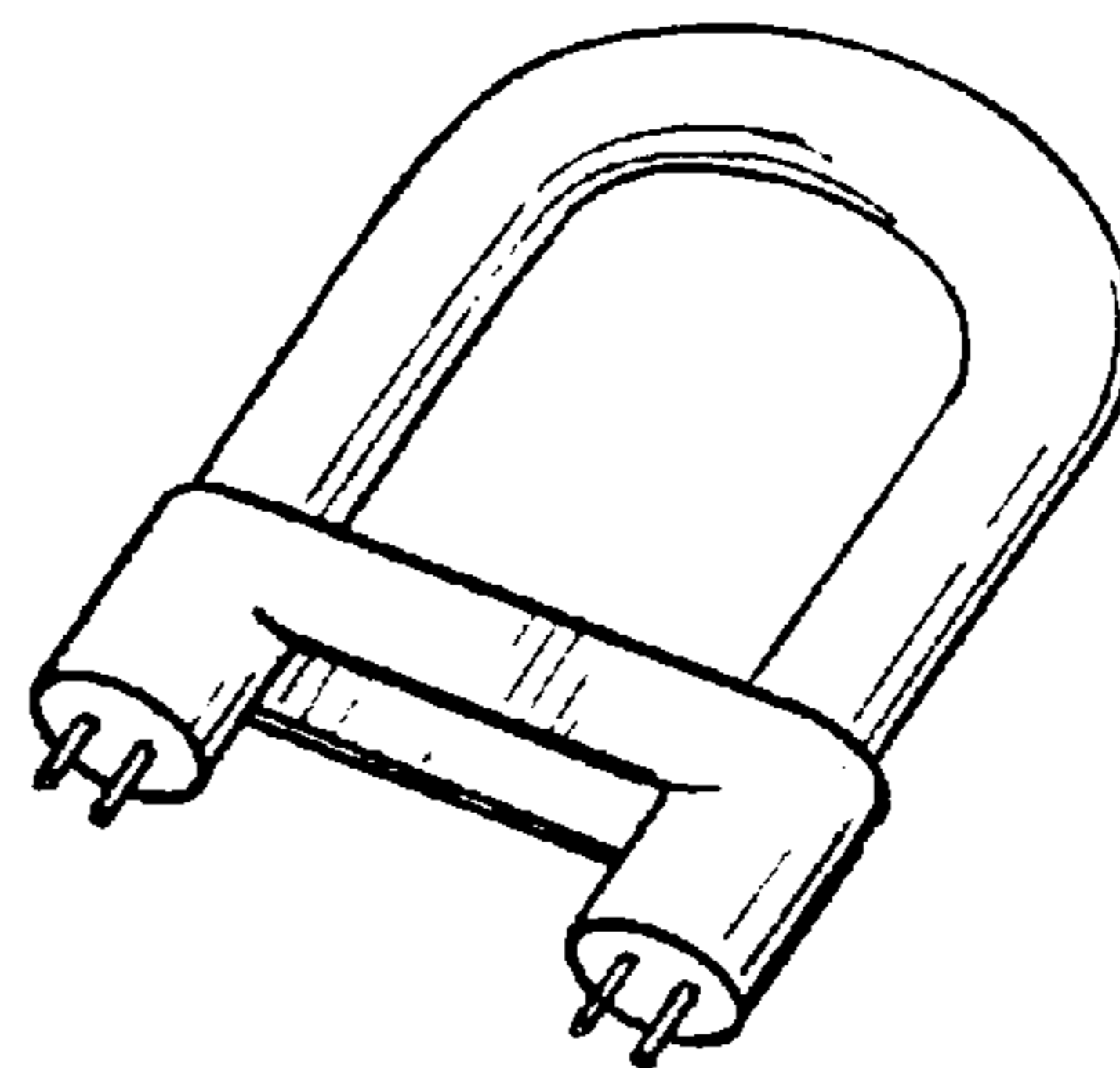


FIG. 4

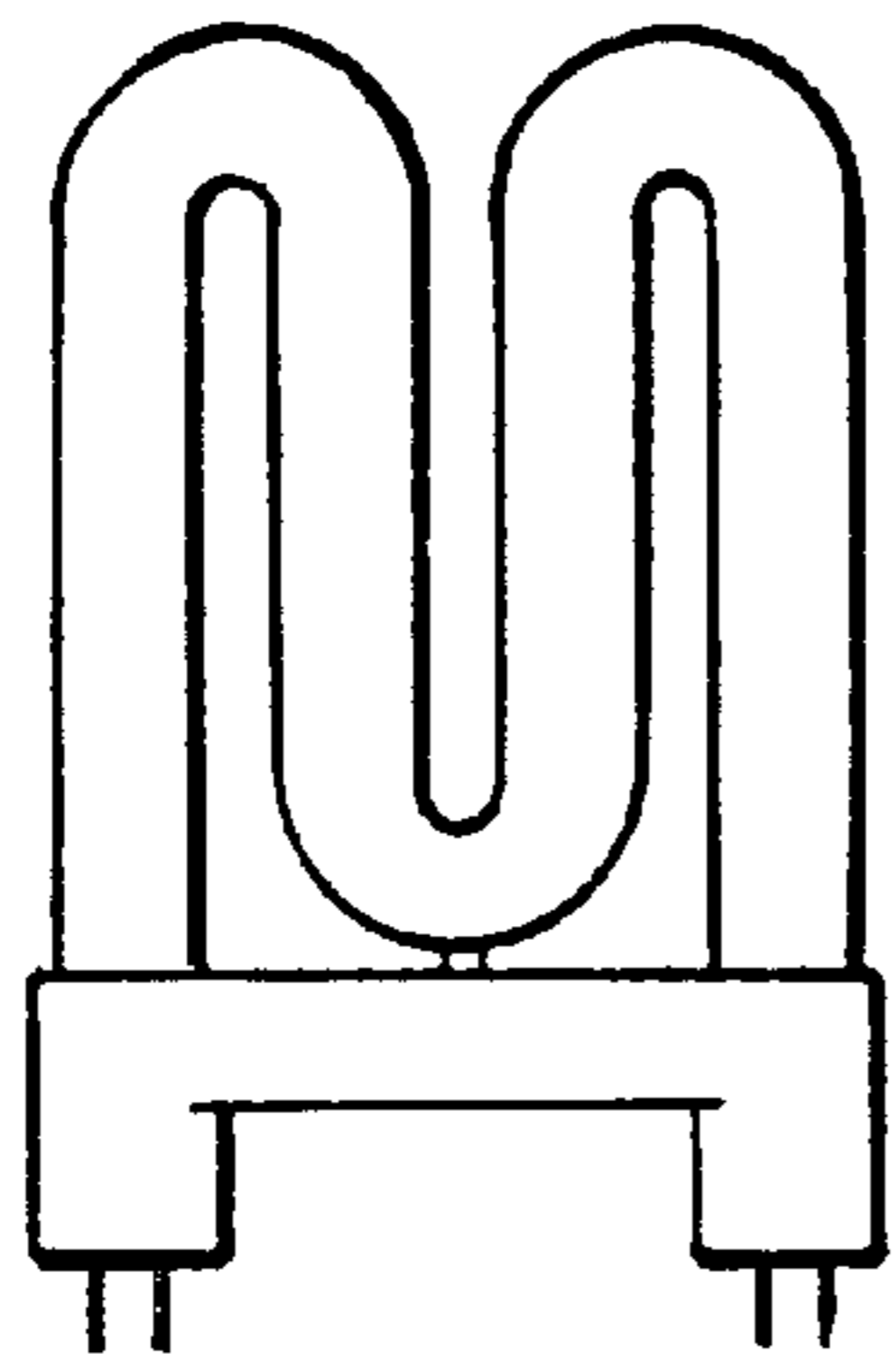


FIG. 5



FIG. 6



FIG. 7




FIG. 8