

US00D434839S

United States Patent [19]
Hulsebus et al.

[11] **Patent Number:** **Des. 434,839**
[45] **Date of Patent:** **** Dec. 5, 2000**

[54] **TOILET SEAT AND COVER COMBINATION**
[75] Inventors: **Randy K. Hulsebus**, Plymouth; **Daniel J. DeLay**, Waterford, both of Wis.
[73] Assignee: **Bemis Manufacturing Company**, Sheboygan Falls, Wis.
[**] Term: **14 Years**
[21] Appl. No.: **29/103,478**
[22] Filed: **Apr. 15, 1999**
[51] **LOC (7) Cl.** **23-02**
[52] **U.S. Cl.** **D23/311**
[58] **Field of Search** D23/309, 311, D23/312; 4/217, 237, 234, 236, 242.1, 245.1, 245.3, 252.1, 253.1

[56] **References Cited**

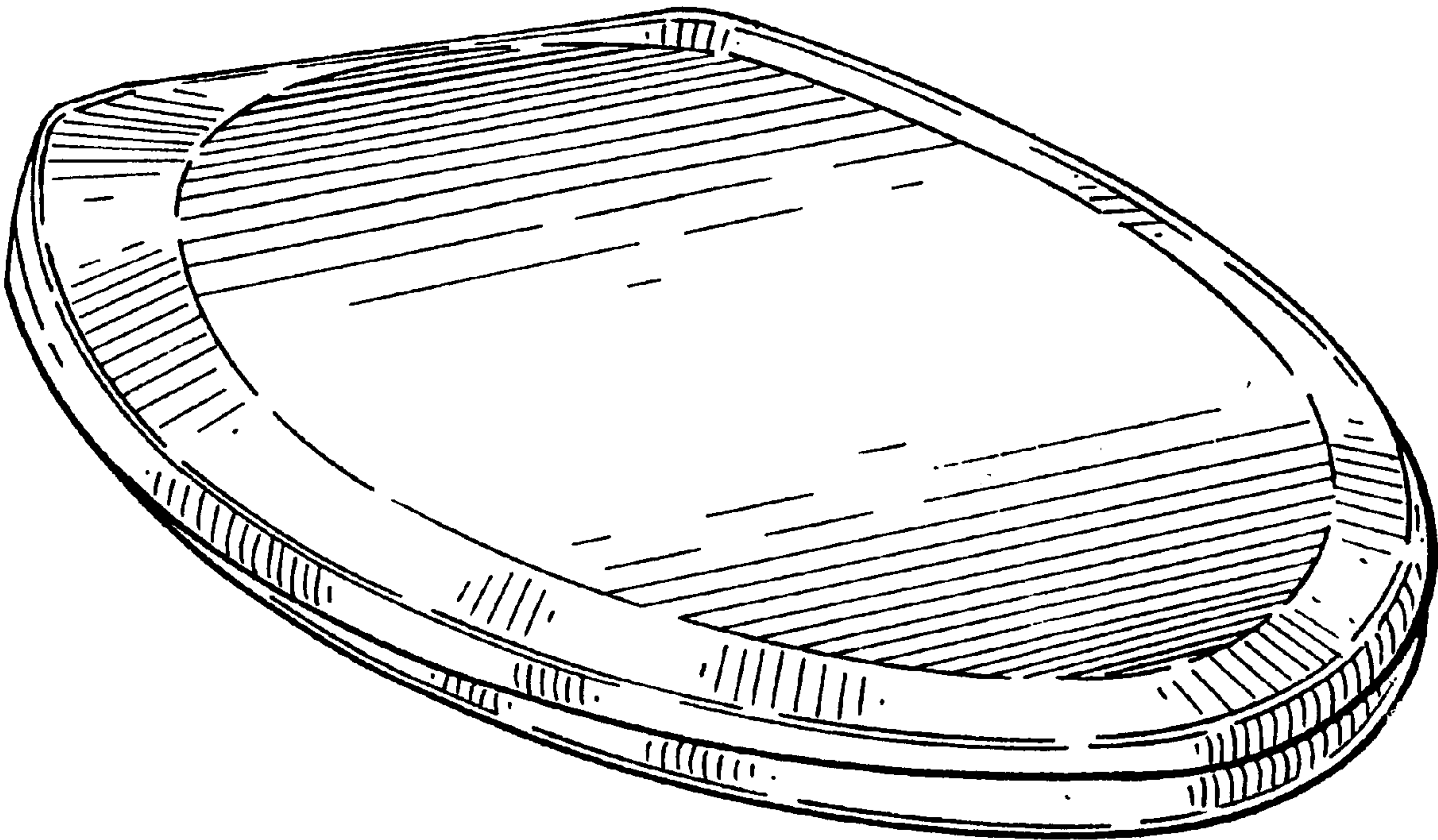
| U.S. PATENT DOCUMENTS | | | |
|-----------------------|---------|----------------------|---------|
| D. 254,684 | 4/1980 | Boyter | D23/311 |
| D. 262,733 | 1/1982 | Bjorn | D23/311 |
| D. 271,417 | 11/1983 | Thygesen et al. | D23/311 |
| D. 278,846 | 5/1985 | Harrison et al. | D23/311 |
| D. 292,018 | 9/1987 | Lepoix | D23/311 |
| D. 318,525 | 7/1991 | Bock | D23/311 |
| D. 355,713 | 2/1995 | Kelly | D23/311 |
| D. 379,498 | 5/1997 | Matsunaga | D23/311 |
| D. 389,903 | 1/1998 | Jones et al. | D23/311 |

Primary Examiner—Doris Clark

Attorney, Agent, or Firm—Michael Best & Friedrich LLP
[57] **CLAIM**
The ornamental design for a toilet seat and cover combination, as shown and described.

DESCRIPTION
FIG. 1 is a front perspective view of a toilet seat and cover combination showing our new design with the cover lowered;
FIG. 2 is a rear perspective view thereof;
FIG. 3 is a top plan view thereof;
FIG. 4 is a left side elevational view thereof, the right side view being a mirror image of that shown.
FIG. 5 is a front elevational view thereof;
FIG. 6 is a rear elevational view thereof;
FIG. 7 is a cross-sectional view thereof taken along line 7—7 in FIG. 3; and
FIG. 8 is a front perspective view thereof with the cover removed for ease of illustration; and,
FIG. 9 is a top plan view of a toilet seat and cover combination that is an alternative embodiment of the invention, the only difference being that the seat and cover of FIGS. 1–8 are elongated relative to those of the alternative embodiment.
The bottom surfaces of the seat and cover are not part of the design sought to be patented and are therefore not shown or are shown in broken lines.
The other portions of the seat and the cover shown in broken lines are not part of the design sought to be patented.

1 Claim, 4 Drawing Sheets



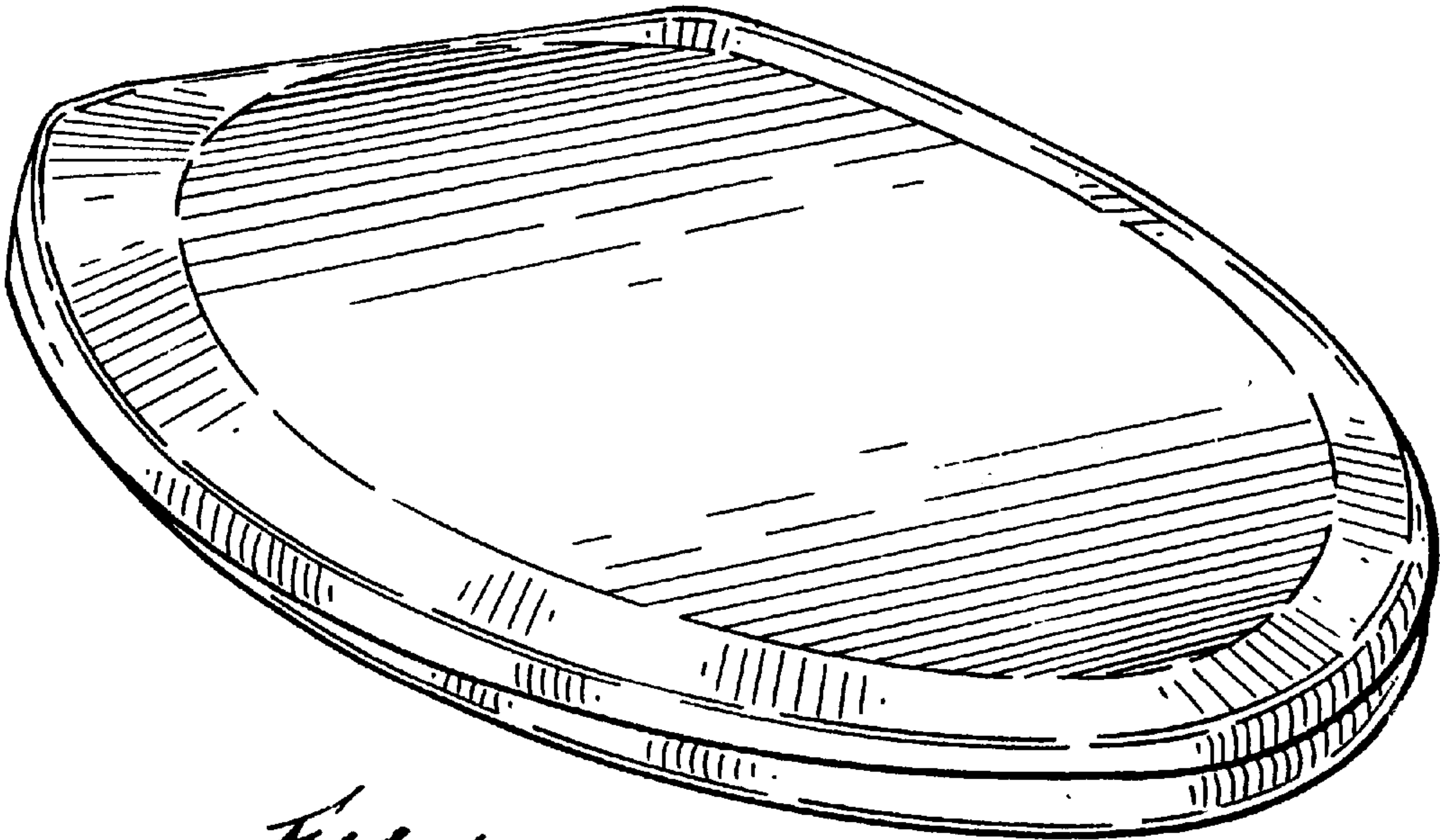


Fig. 1

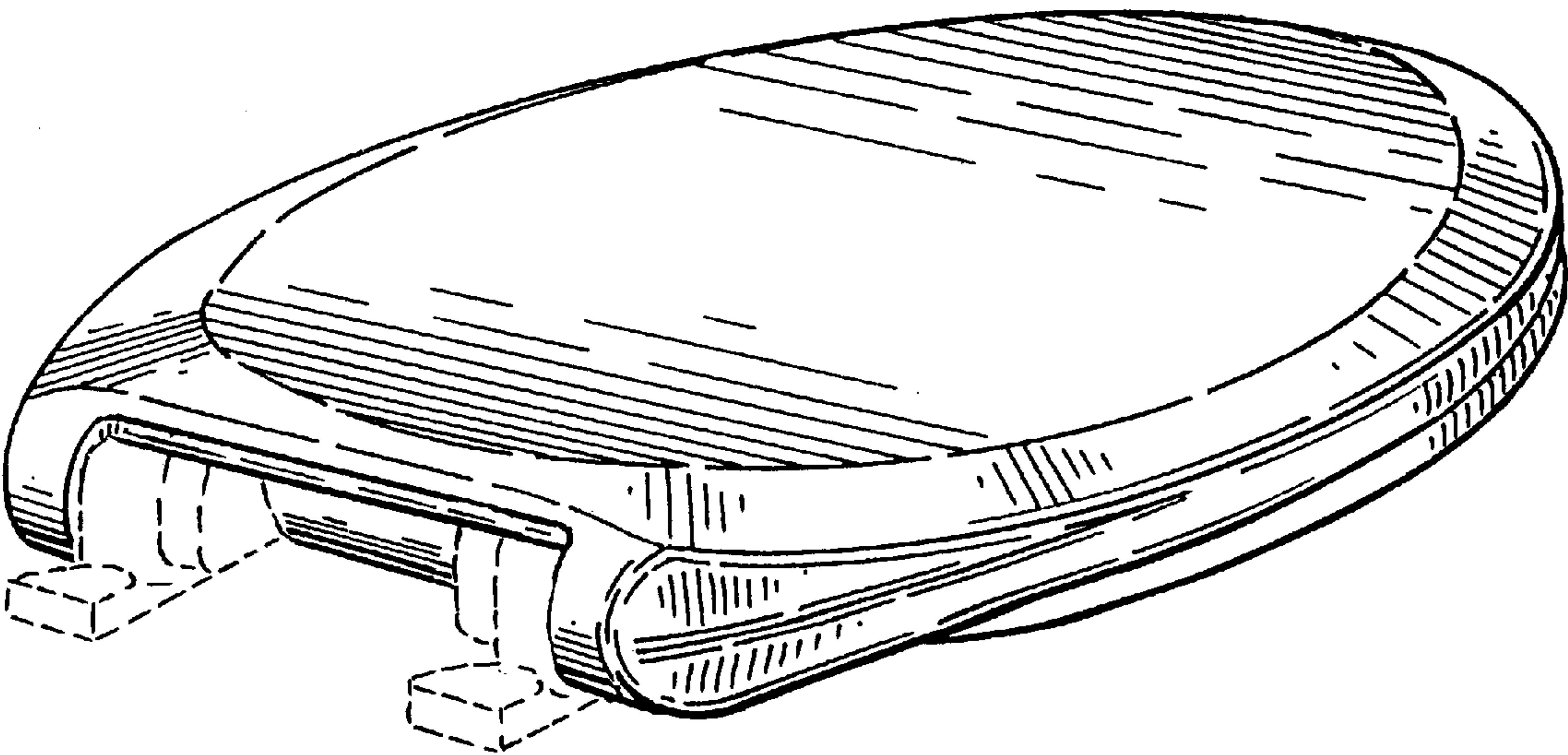


Fig. 2

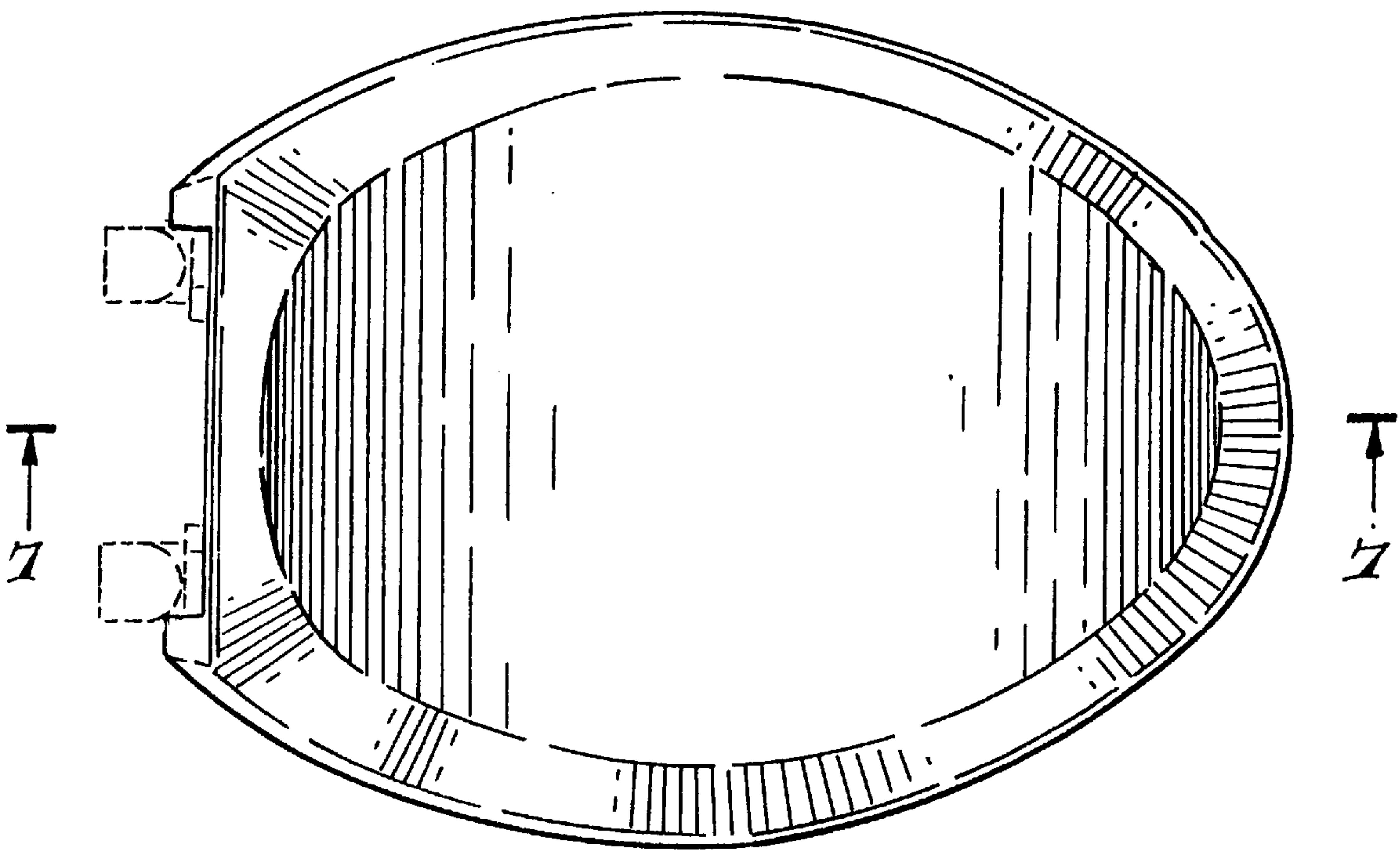


Fig. 3




Fig. 4




Fig. 5




Fig. 6




Fig. 7

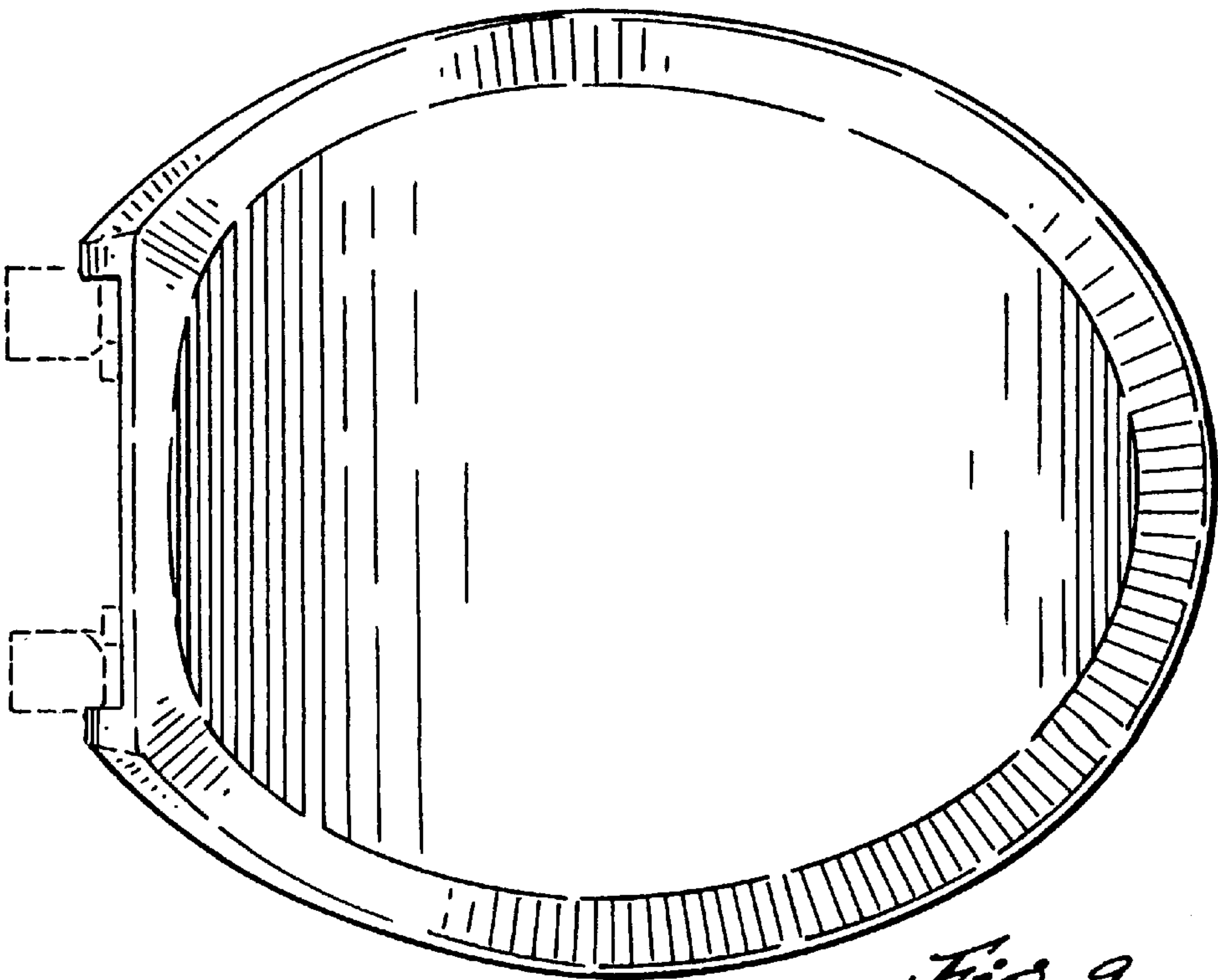


Fig. 8

Fig. 8

