



US00D434818S

United States Patent [19] Laninfa

[11] **Patent Number: Des. 434,818**

[45] **Date of Patent: ** Dec. 5, 2000**

[54] **GOLF CLUB**

[76] Inventor: **Robert G. Laninfa**, 2004 Tunstead La., Modesto, Calif. 95355

[**] Term: **14 Years**

[21] Appl. No.: **29/119,412**

[22] Filed: **Feb. 29, 2000**

[51] **LOC (7) Cl.** **21-02**

[52] **U.S. Cl.** **D21/735; D21/738**

[58] **Field of Search** **D21/736-746; 473/251-256, 340, 341, 324, 327, 329**

[56] **References Cited**

U.S. PATENT DOCUMENTS

D. 85,510	11/1931	Beach	D21/738
D. 195,135	4/1963	Green	D21/738
D. 354,776	1/1995	Richmond	D21/735
D. 355,233	2/1995	Burdick	D21/738
D. 357,043	4/1995	Turner	D21/738
D. 358,187	5/1995	Simonds	D21/738

Primary Examiner—Mitchell Siegel
Attorney, Agent, or Firm—Akin, Gump, Strauss, Hauer & Feld, L.L.P.

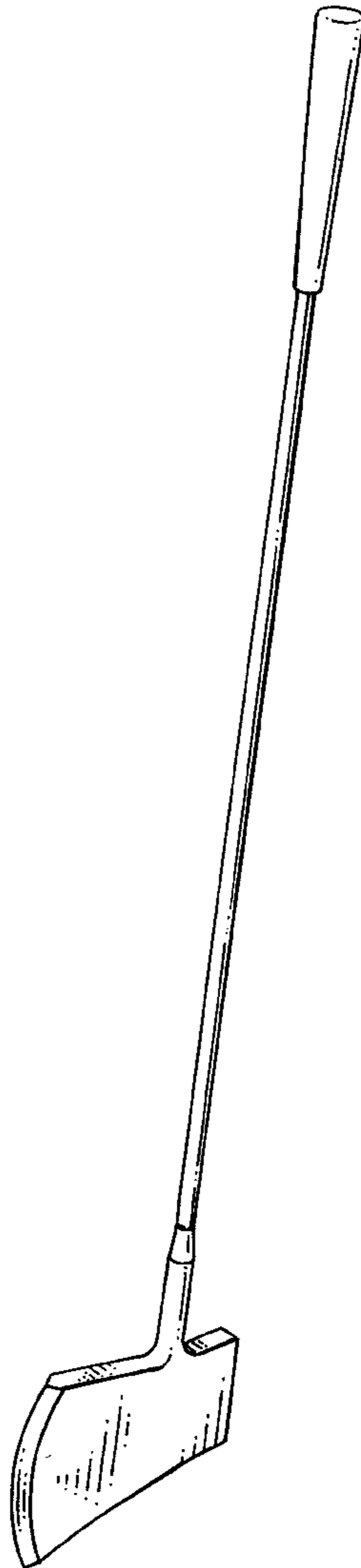
[57] **CLAIM**

The ornamental design for a golf club, as shown and described.

DESCRIPTION

FIG. 1 is a perspective view of the golf club of my invention; FIG. 2 is a left side elevation of the golf club shown in FIG. 1; FIG. 3 is a right side elevation of the golf club shown in FIG. 1; FIG. 4 is a front elevation of the golf club shown in FIG. 1; FIG. 5 is a rear elevation of the golf club shown in FIG. 1; FIG. 6 is a top plan view of the golf club shown in FIG. 1; and, FIG. 7 is a bottom plan view of the golf club shown in FIG. 1.

1 Claim, 2 Drawing Sheets



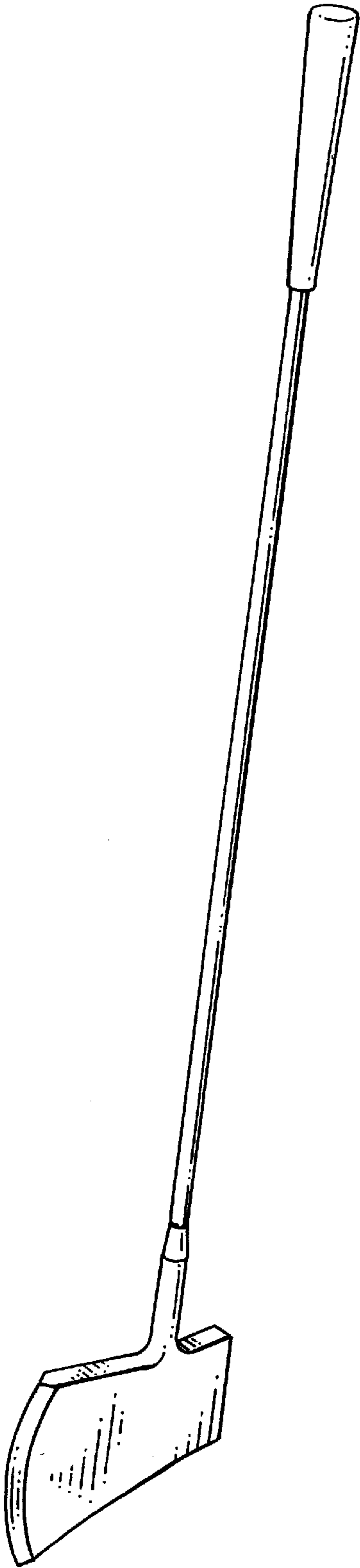


FIG. 1

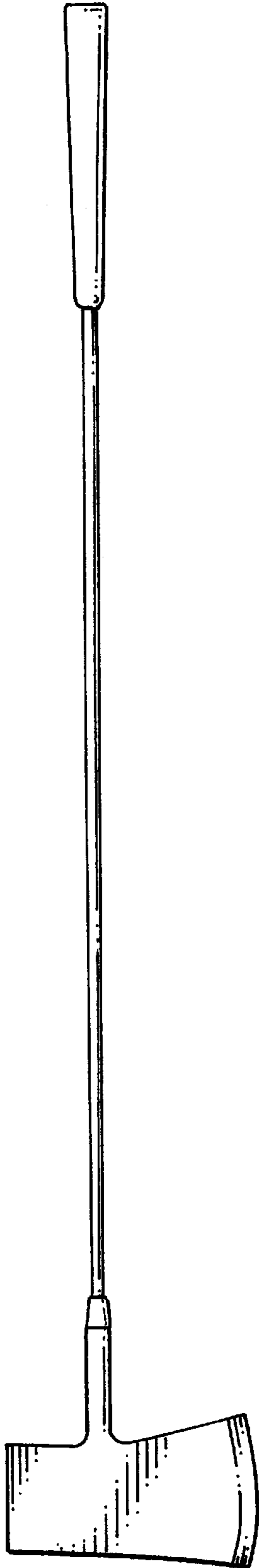


FIG. 2

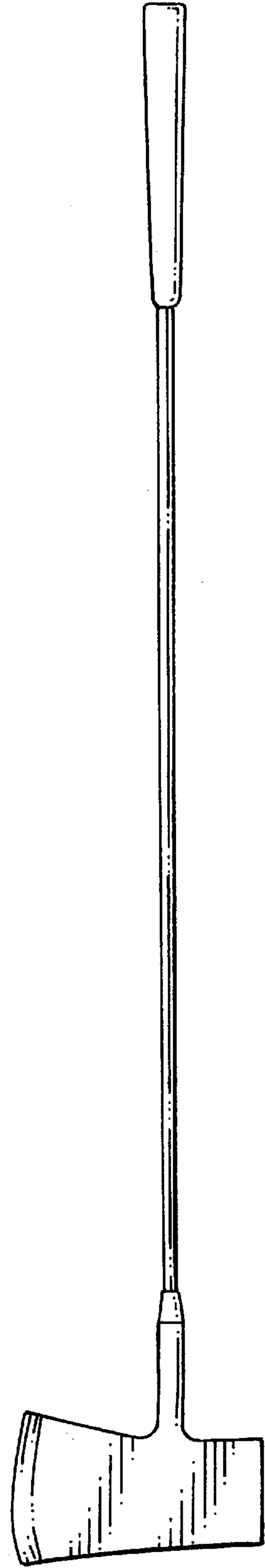


FIG. 3



FIG. 4



FIG. 5

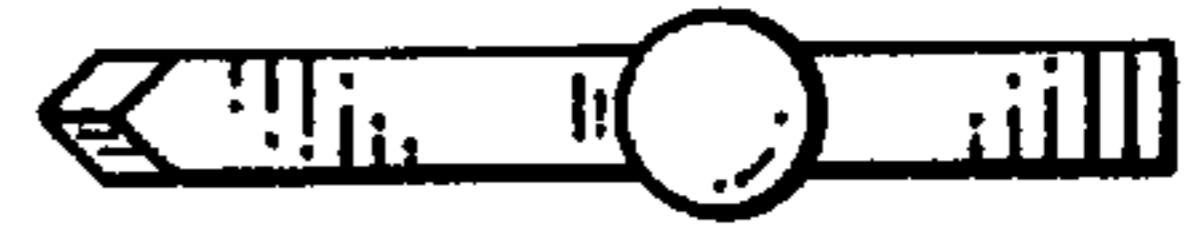


FIG. 6

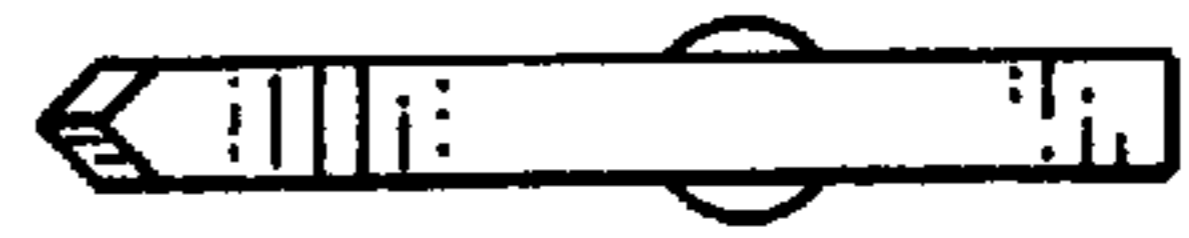


FIG. 7