



US00D434806S

United States Patent [19]

Justen et al.

[11] **Patent Number: Des. 434,806**

[45] **Date of Patent: ** Dec. 5, 2000**

[54] **GRAPHIC DISPLAY UNIT**

[75] Inventors: **Alfred Justen; Dieter Wolff**, both of Dormagen, Germany

[73] Assignee: **ACES Vertrieb von Designprodukten GmbH**, Neuss, Germany

[**] Term: **14 Years**

[21] Appl. No.: **29/109,080**

[22] Filed: **Aug. 10, 1999**

[30] **Foreign Application Priority Data**

Feb. 10, 1999 [DE] Germany 499 01 253

[51] **LOC (7) Cl.** **19-08**

[52] **U.S. Cl.** **D20/10**

[58] **Field of Search** D20/10, 21, 41, D20/42; 40/603, 604, 606, 617, 584, 624

[56] **References Cited**

U.S. PATENT DOCUMENTS

D. 390,879 2/1998 Justen et al. D20/10

2,069,484	2/1937	Stuebing, Jr.	40/603
4,700,498	10/1987	Perutz et al.	40/603
4,906,503	3/1990	De La Cruz et al.	40/604
5,522,165	6/1996	Molla	40/617

Primary Examiner—Marcus A. Jackson
Attorney, Agent, or Firm—Cohen, Pontani, Lieberman & Pavane

[57] **CLAIM**

The ornamental design for a graphic display unit, as shown and described.

DESCRIPTION

FIG. 1 is a front perspective view of the graphic display unit of the present invention;
FIG. 2 is a rear view thereof;
FIG. 3 is a bottom view thereof;
FIG. 4 is a side elevational view thereof, with the opposite side being a mirror image; and,
FIG. 5 is a back view thereof.

1 Claim, 2 Drawing Sheets




FIG. 1


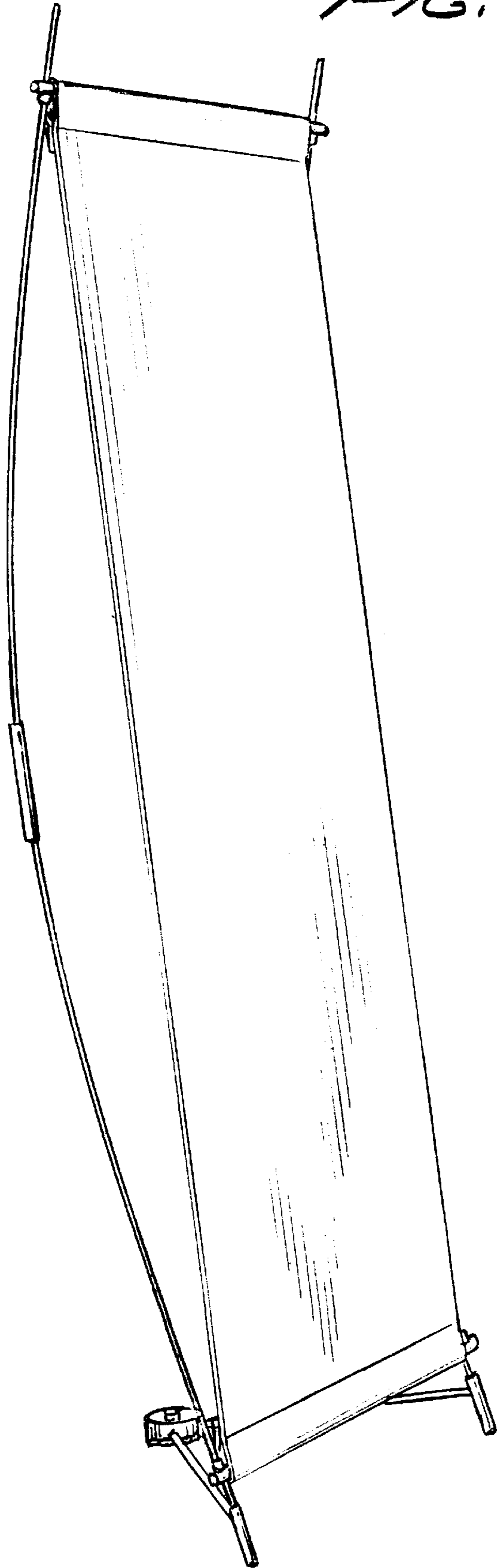


FIG. 2

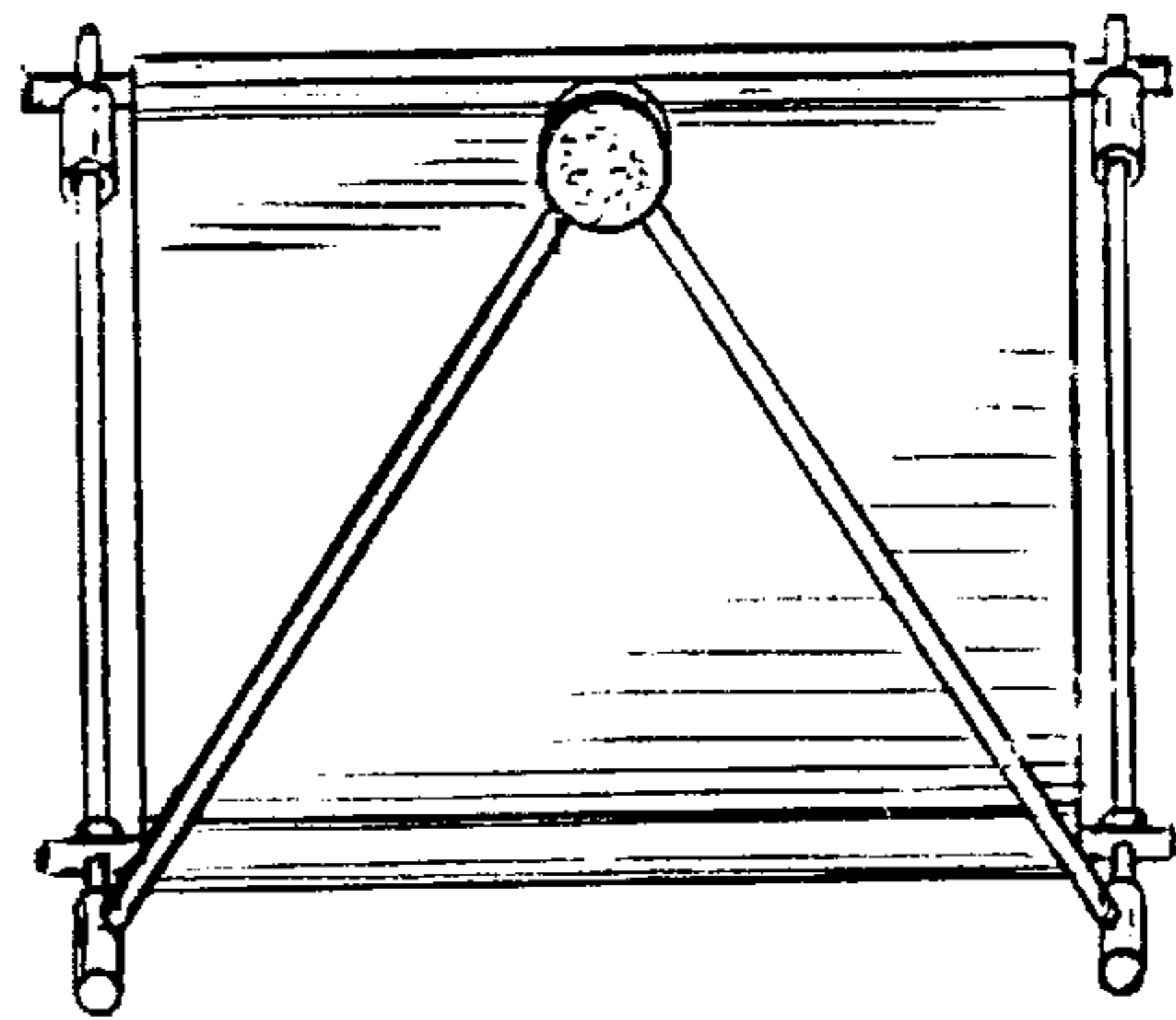


FIG. 3

FIG. 4

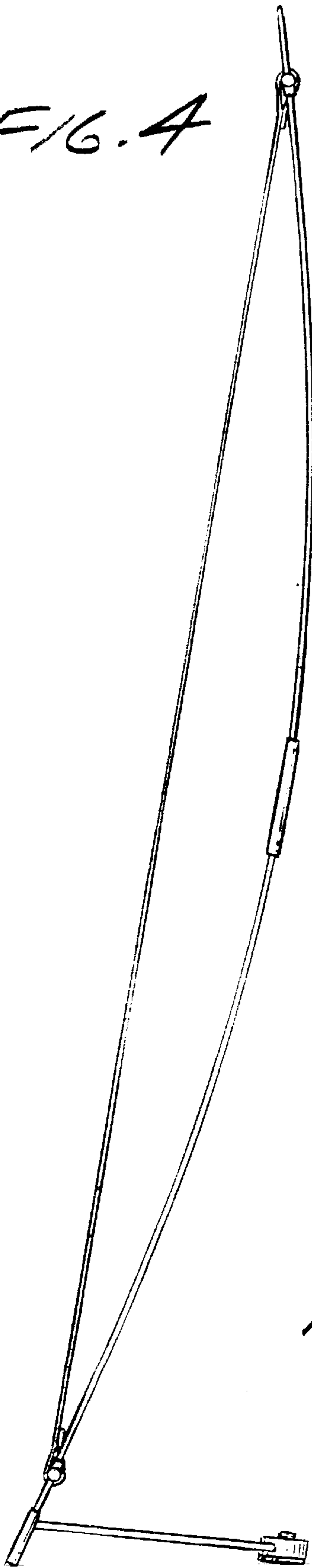


FIG. 5

