



US00D434803S

**United States Patent** [19]  
**Eskandry**

[11] **Patent Number: Des. 434,803**

[45] **Date of Patent: \*\* Dec. 5, 2000**

[54] **TRAVEL DESK AND NOTEBOOK WITH ACCESSORY CASES**

[76] Inventor: **Ezra D. Eskandry**, 1925 Brickell Ave., D901, Miami, Fla. 33129

[\*\*] Term: **14 Years**

[21] Appl. No.: **29/114,850**

[22] Filed: **Dec. 2, 1999**

[51] **LOC (7) Cl.** ..... **19-02**

[52] **U.S. Cl.** ..... **D19/78; D19/26; D19/83; D19/86; D3/301**

[58] **Field of Search** ..... D6/634, 407, 629-633; D3/301, 303, 232, 900; D19/26, 27, 32, 33; 70/68; 190/127, 901; 206/424, 317, 810, 473, 472; 281/15.1, 19.1, 21.1, 27, 27.1-27.3, 29, 31, 35, 51; 402/79, 80 R

[56] **References Cited**

**U.S. PATENT DOCUMENTS**

D. 352,604	11/1994	Johnson	.....	D3/303
D. 382,166	8/1997	Alves et al.	.....	D6/634
D. 382,900	8/1997	Wyant	.....	D19/27
D. 383,492	9/1997	Siemon et al.	.....	D19/26

D. 393,947	5/1998	Alves et al.	.....	D3/303
2,226,387	12/1940	Reuben	.....	281/19.1
5,924,565	7/1999	Colee	.....	206/317
6,017,062	1/2000	White	.....	281/29

*Primary Examiner*—Martie K. Holtje  
*Attorney, Agent, or Firm*—Robert C. Kain, Jr.

[57] **CLAIM**

I claim the ornamental design for the travel desk and notebook with accessory cases, as shown.

**DESCRIPTION**

FIG. 1 is a front view of the travel desk and notebook with accessory cases.

FIG. 2 is a rear view of the travel desk and notebook with accessory cases shown in FIG. 1.

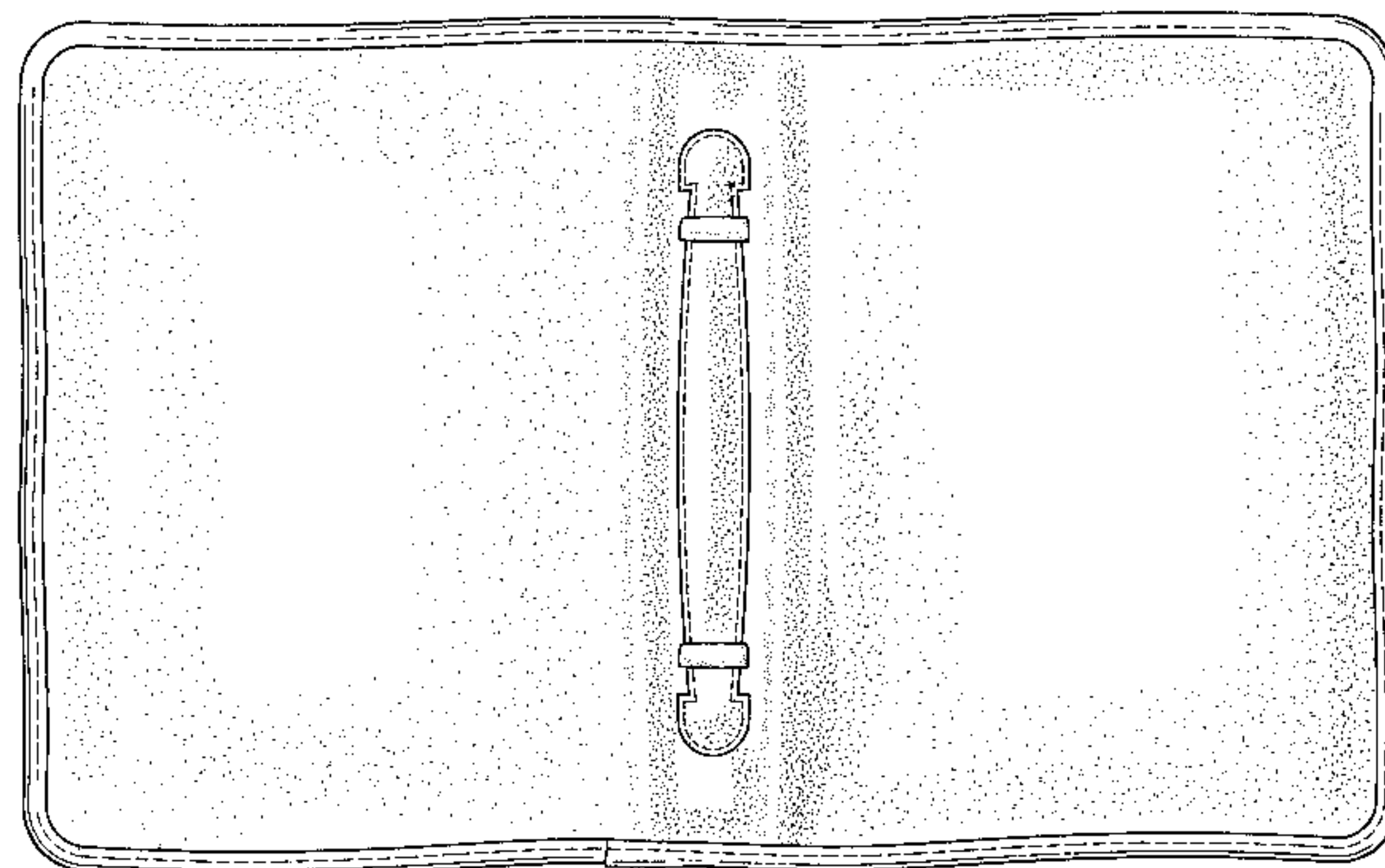
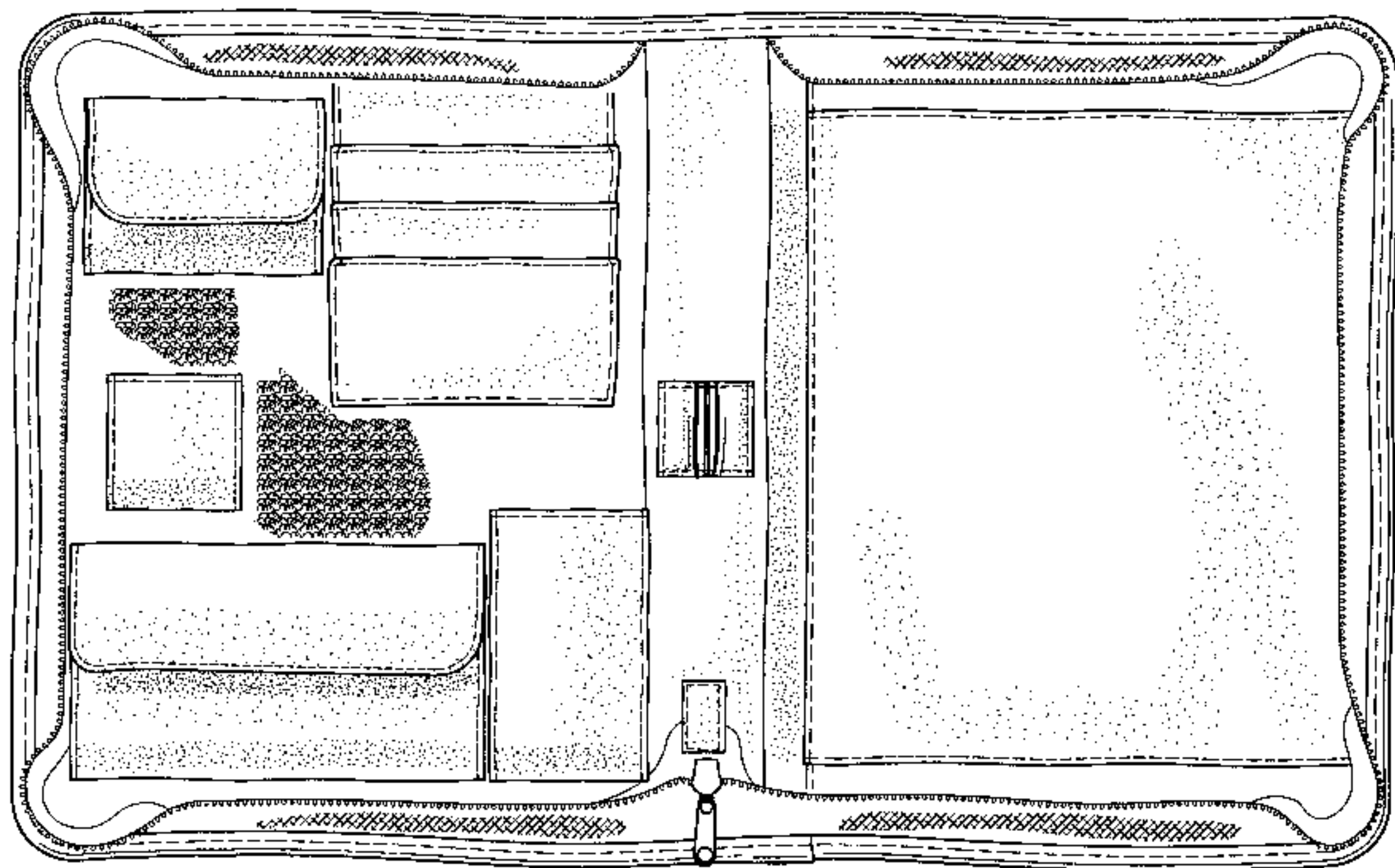
FIG. 3 is a top view of the travel desk and notebook with accessory cases shown in FIG. 1.

FIG. 4 is a bottom view of the travel desk and notebook with accessory cases shown in FIG. 1.

FIG. 5 is a right side view of the travel desk and notebook with accessory cases shown in FIG. 1; and,

FIG. 6 is a left side view of the travel desk and notebook with accessory cases shown in FIG. 1.

**1 Claim, 4 Drawing Sheets**



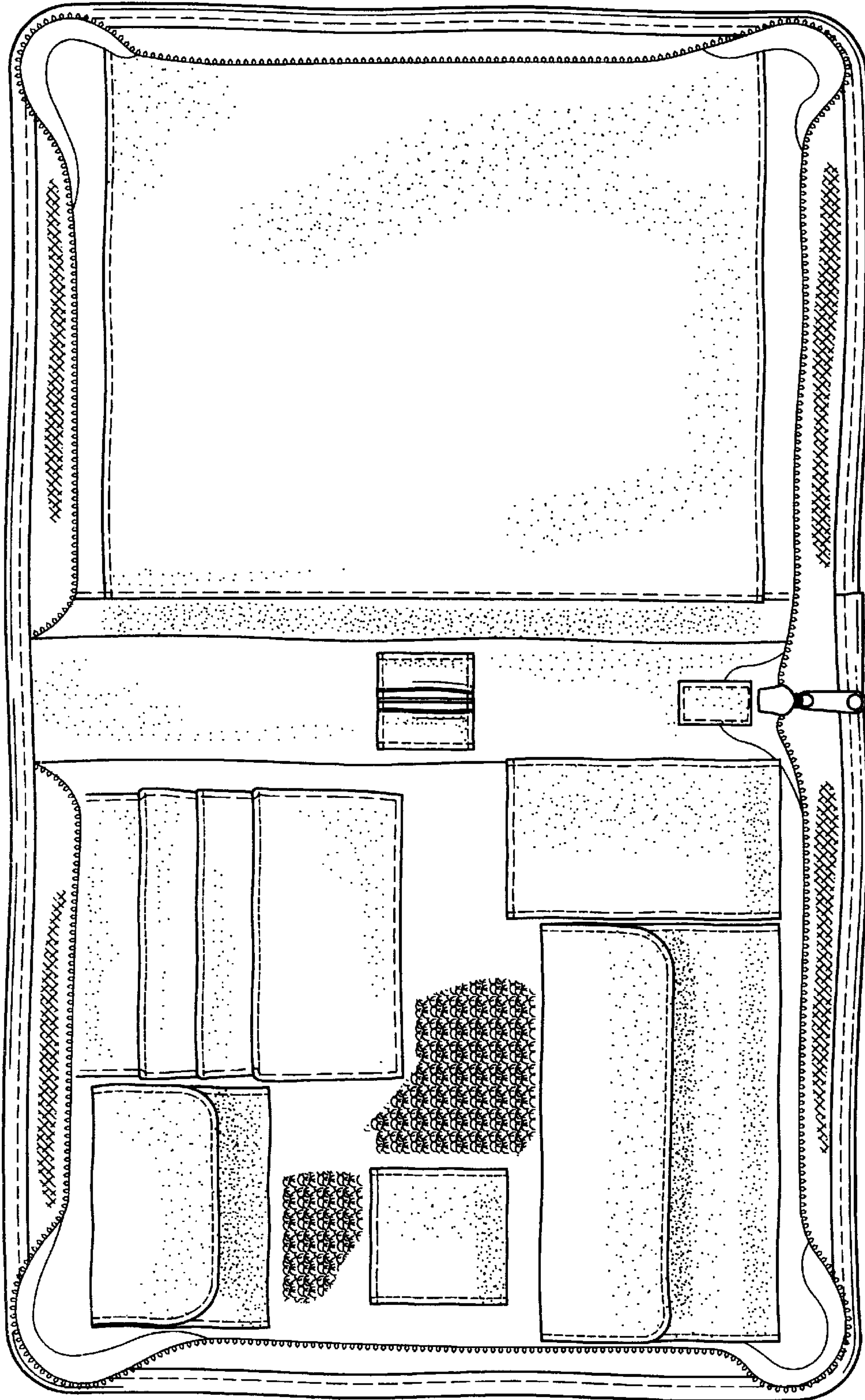


FIG. 1

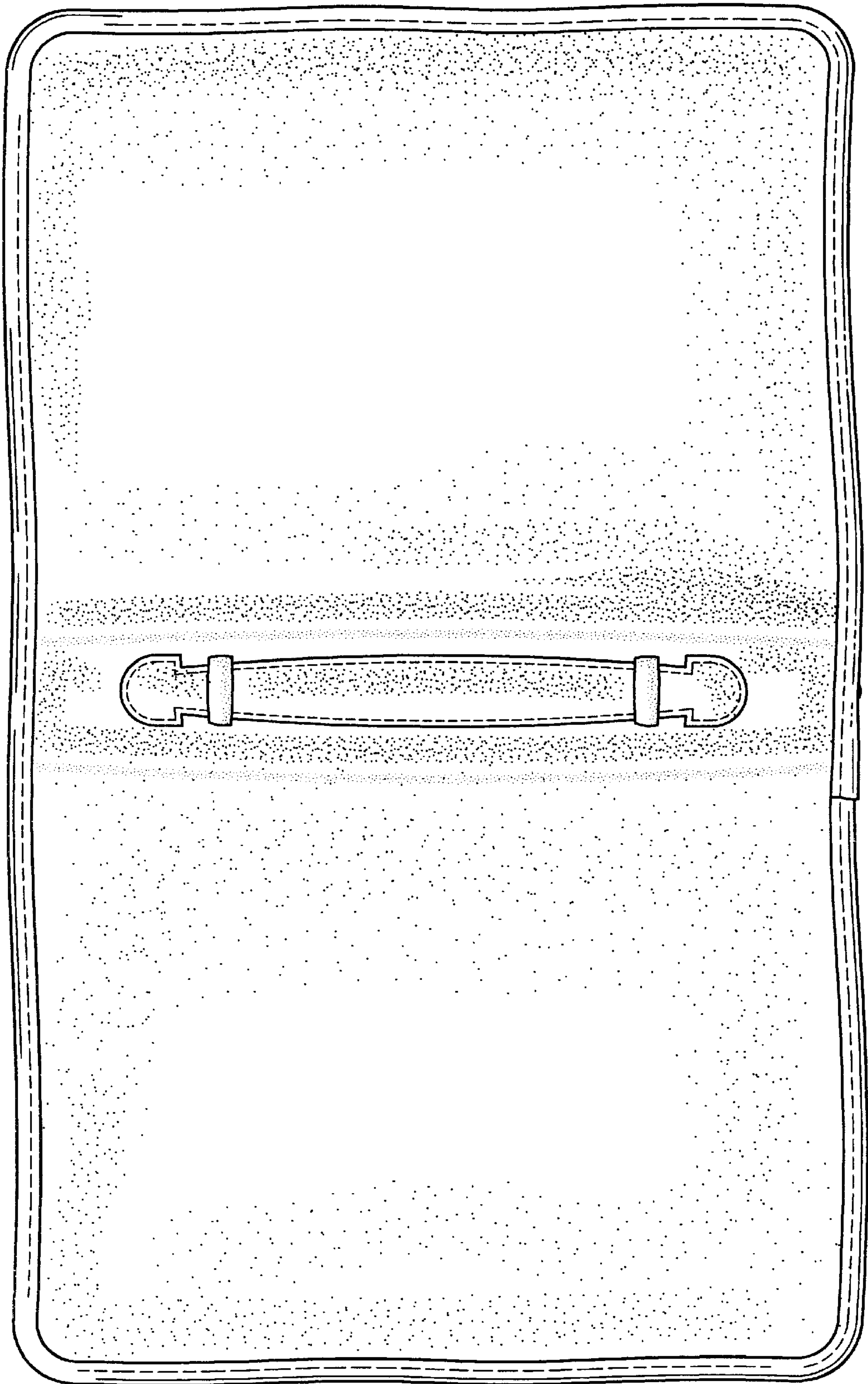


FIG. 2



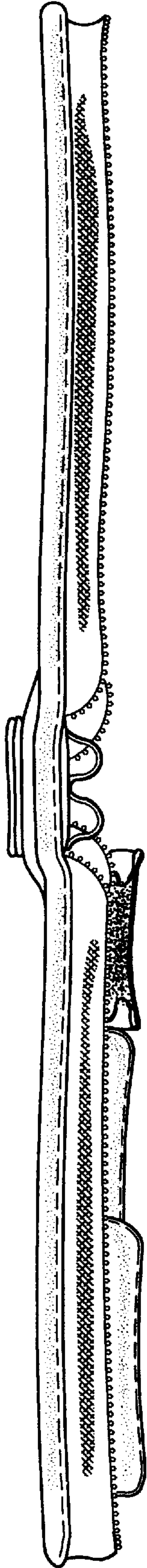


FIG. 3

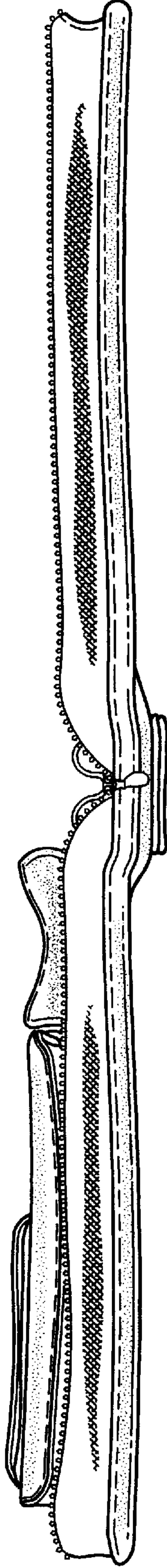


FIG. 4




FIG. 5

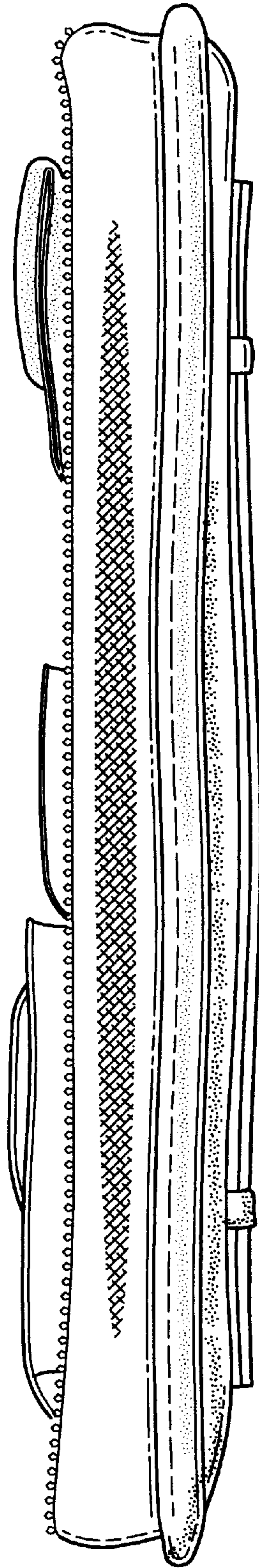


FIG. 6