

US00D434800S

United States Patent [19]

[11] **Patent Number: Des. 434,800**

Vanini et al.

[45] **Date of Patent: ** Dec. 5, 2000**

[54] **ADHESIVE DISPENSER**

[75] Inventors: **Luigi Vanini**, Albizzate; **Luca Cella**, Milan, both of Italy

[73] Assignee: **Henkel Kommanditgesellschaft auf Aktien (KGaA)**, Duesseldorf, Germany

[**] Term: **14 Years**

[21] Appl. No.: **29/096,665**

[22] Filed: **Nov. 18, 1998**

[30] Foreign Application Priority Data

May 18, 1998 [XH] Hague Agreement DM/044 008
Aug. 31, 1998 [XH] Hague Agreement DM/044 982

[51] **LOC (7) Cl.** **19-06**

[52] **U.S. Cl.** **D19/66; D19/71; D9/338**

[58] **Field of Search** D19/48, 43, 65, D19/66, 49, 70, 71, 99, 100; D9/338; D28/7, 76, 85, 88, 90; 401/82, 29-34, 23, 28, 75, 78, 131, 13, 16, 26, 88, 137, 139, 202; 222/565, 478, 153.09; 601/131

[56] References Cited

U.S. PATENT DOCUMENTS

D. 258,565 3/1981 Sekiguchi D9/338

D. 322,283 12/1991 Perez et al. D19/66
D. 415,797 10/1999 Wright et al. D19/66
797,089 8/1905 Trimble 401/202
1,919,133 7/1933 Rolot 401/82
3,403,961 10/1968 Gazzani 401/202
5,131,384 7/1992 Obagi 601/131
5,855,300 1/1999 Malki 222/153.09

Primary Examiner—Martie K. Holtje
Attorney, Agent, or Firm—Wayne C. Jaeschke; Kenneth Watov; Glenn E. J. Murphy


[57] CLAIM

The ornamental design for an adhesive dispenser, as shown and described.

DESCRIPTION

The present invention is related to co-pending design application Ser. No. 29/096,693, which was filed herewith. FIG. 1 is a perspective view of the adhesive dispenser looking toward the front thereof showing our new design; FIG. 2 is a perspective view looking toward the rear thereof; FIG. 3 is a top plan view thereof; FIG. 4 is a bottom plan view thereof; FIG. 5 is a front elevational view thereof; FIG. 6 is a left side elevational view thereof; FIG. 7 is a rear elevational view thereof; and, FIG. 8 is a right side elevational view thereof.

1 Claim, 2 Drawing Sheets






FIG. 1




FIG. 2

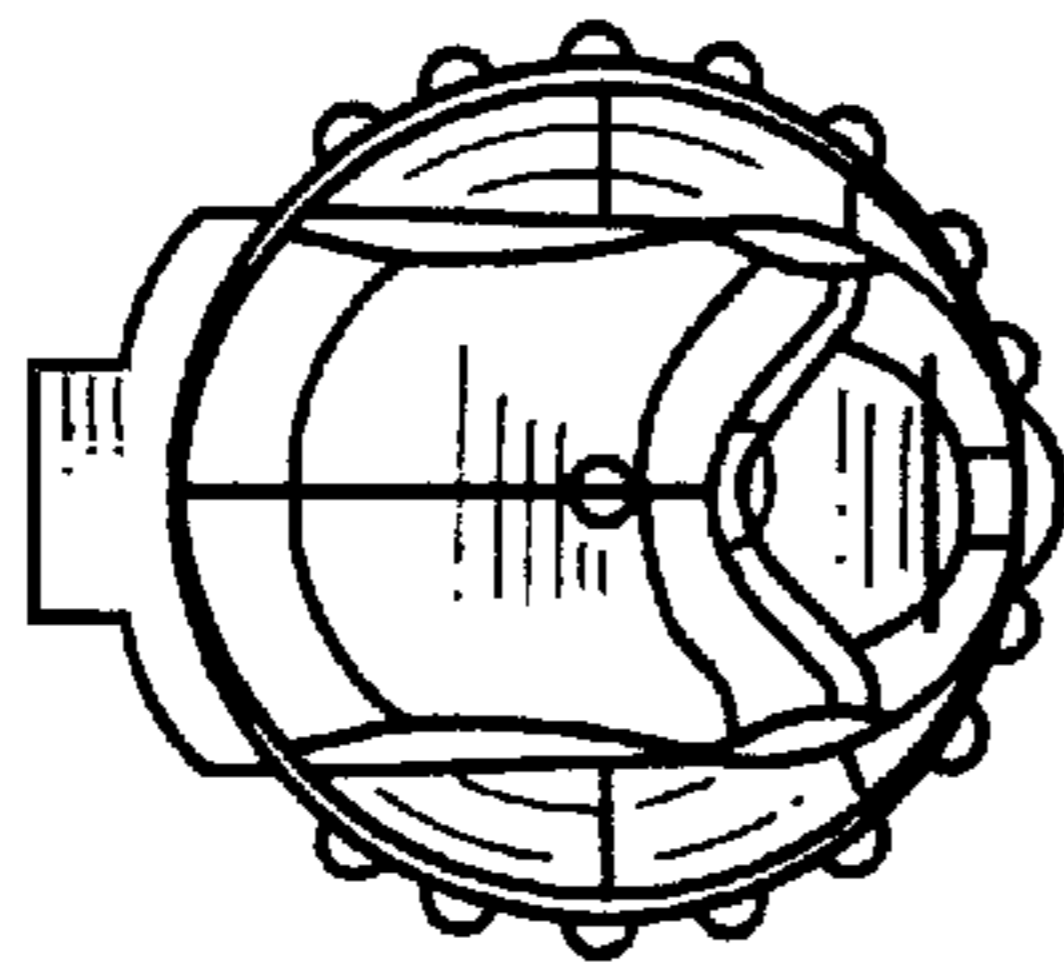


FIG. 3




FIG. 4




FIG. 5

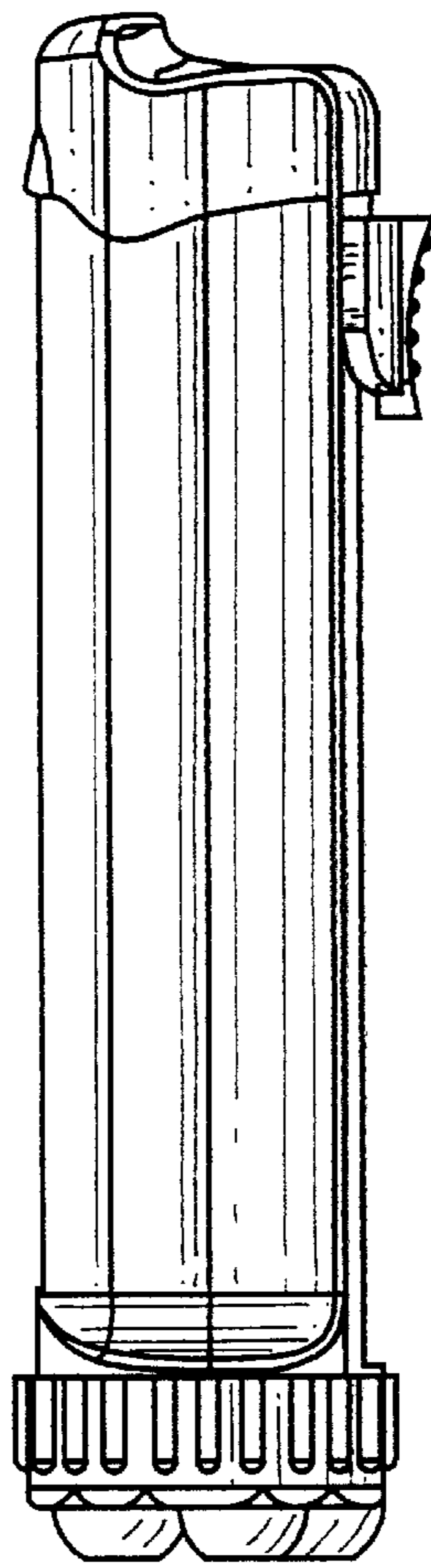


FIG. 6

FIG. 7

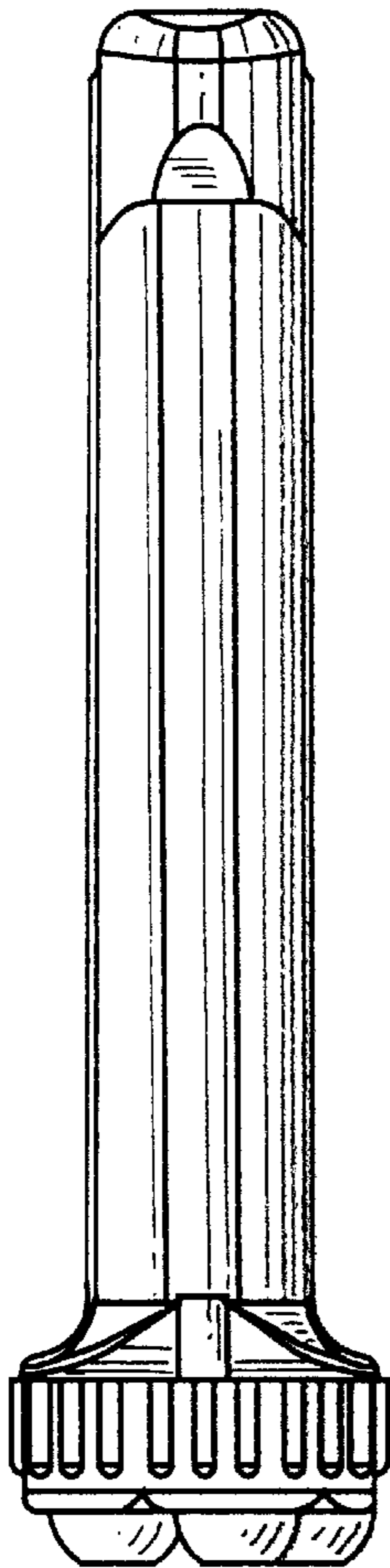


FIG. 8

