

US00D434785S

United States Patent [19]
Lüke

[11] **Patent Number: Des. 434,785**

[45] **Date of Patent: ** Dec. 5, 2000**

[54] **DRIVE FOR MOVING THE GATE OF A GARAGE**

5,010,688 4/1991 Dombrowald et al. 49/362

[75] Inventor: **Wilfried Lüke**, Holte-Stukenbrock, Germany

Primary Examiner—Antoine Duval Davis
Attorney, Agent, or Firm—Jacobson, Price, Holman & Stern, PLLC

[73] Assignee: **Marantec-und Steuerungstechnik GmbH & Co. KG**, Marienfeld, Germany

[**] Term: **14 Years**

[57] **CLAIM**

The ornamental design for a drive for moving the gate of a garage, as shown and described.

[21] Appl. No.: **29/106,793**

DESCRIPTION

[22] Filed: **Jun. 23, 1999**

FIG. 1 is a front perspective view showing my new design for a drive for moving the gate of a garage,

[30] **Foreign Application Priority Data**

Dec. 23, 1998 [DE] Germany 498 12 155

FIG. 2 is a rear perspective view thereof;

[51] **LOC (7) Cl.** **15-99**

[52] **U.S. Cl.** **D15/199**

FIG. 3 is a top plan view thereof;

[58] **Field of Search** D15/199; 49/199, 49/280, 26, 139, 362; 224/282, 311; 296/37.8, 37.7; 318/16; 455/99

FIG. 4 is a front view thereof, the rear view being a mirror image;

FIG. 5 is a left side view thereof;

FIG. 6 is a right side view thereof; and,

FIG. 7 is a bottom view thereof.

[56] **References Cited**

U.S. PATENT DOCUMENTS

D. 402,300 12/1998 Doppelt et al. D15/199

1 Claim, 4 Drawing Sheets



FIG. 1




FIG. 2




FIG. 3




FIG. 4




FIG. 5




FIG. 6




FIG. 7

