



US00D434765S

United States Patent [19]

[11] **Patent Number: Des. 434,765**

Mikan

[45] **Date of Patent: ** Dec. 5, 2000**

[54] **INDUSTRIAL KEYBOARD**

4,383,306 5/1983 Morimoto et al. 704/3
5,700,097 12/1997 Kuhlenschmidt 400/487

[76] Inventor: **Peter J. Mikan**, 31 Greenfield Rd.,
Milford, Conn. 06460

Primary Examiner—Freda Nunn
Attorney, Agent, or Firm—OURPAL® Asija

[**] Term: **14 Years**

[57] CLAIM

[21] Appl. No.: **29/106,363**

I claim the ornamental design for an industrial keyboard, as shown and described.

[22] Filed: **Jun. 14, 1999**

DESCRIPTION

[51] **LOC (7) Cl.** **14-02**

[52] **U.S. Cl.** **D14/392**

[58] **Field of Search** D14/391, 392,
D14/398; 178/17 A, 17 C; 200/5 A, 5 R,
6 A, 6 R; 235/145 A, 145 R; 345/167,
168; 341/22, 23; 364/708.1; 400/472, 479,
484-489; 704/3

FIG. 1 is a top plan view of the industrial keyboard showing my new design;

FIG. 2 is a right side elevation view thereof the left side is a mirror image; and,

FIG. 3 is a bottom plan view thereof.

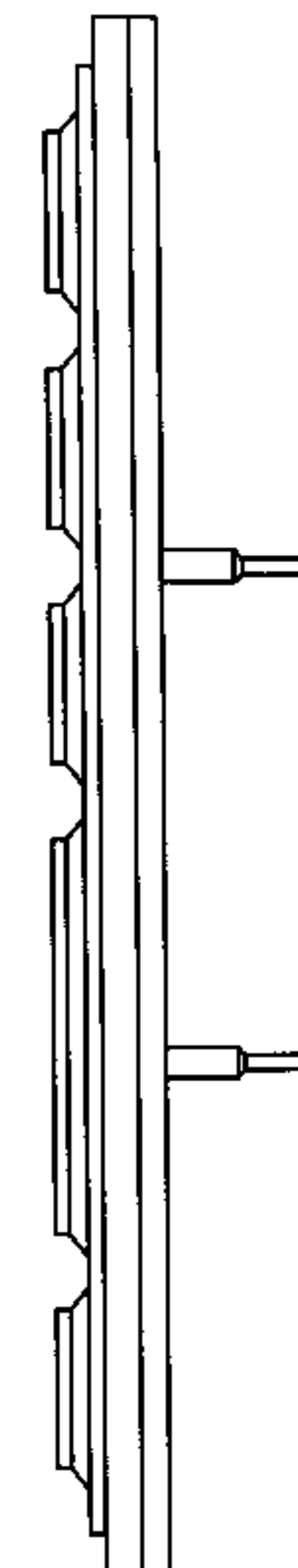

The undisclosed views are not a part of the claimed design.

[56] References Cited

U.S. PATENT DOCUMENTS

D. 335,660 5/1993 Busch D14/392

1 Claim, 2 Drawing Sheets






Fig. 1

Fig. 2

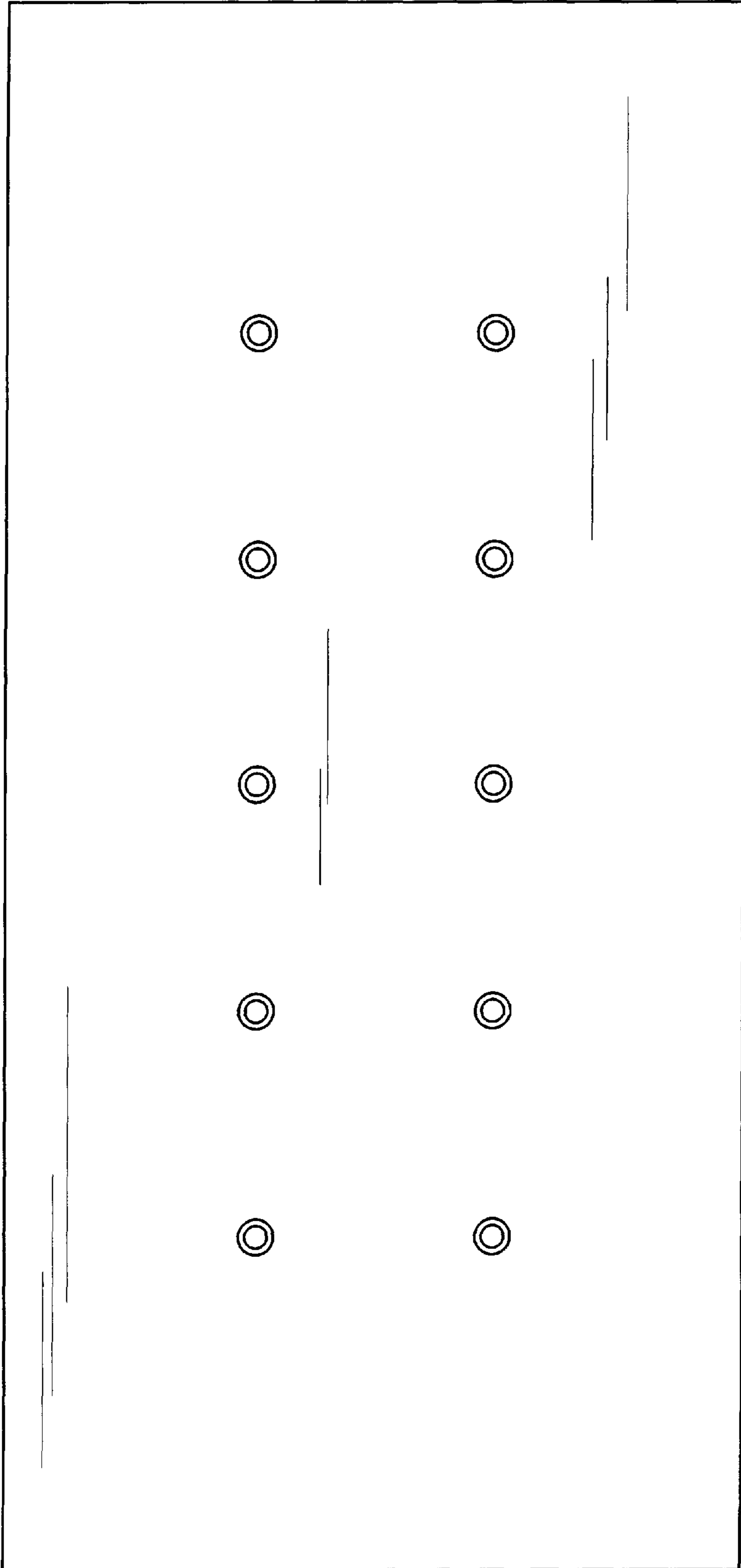


Fig. 3