



US00D434718S

United States Patent [19]
Kreiser

[11] **Patent Number: Des. 434,718**

[45] **Date of Patent: ** Dec. 5, 2000**

[54] **VEHICLE ROOF RACK**

5,492,259 2/1996 Tippets 224/494
5,860,576 1/1999 Duran 224/326

[76] Inventor: **Stewart Olson Kreiser**, 6 Champney Pl., Boston, Mass. 02114

OTHER PUBLICATIONS

[**] Term: **14 Years**

The Authority on Jeep, Samurai, Sidekick & Tracker, Keystone Automotive Warehouse (1997).

[21] Appl. No.: **29/116,576**

Five photographs taken at Camp Jeep in Colorado (Aug., 1998).

[22] Filed: **Dec. 15, 1999**

Primary Examiner—Stacia Cadmus

[51] **LOC (7) Cl.** **12-16**

Attorney, Agent, or Firm—Fish & Richardson P.C.

[52] **U.S. Cl.** **D12/412**

[57] **CLAIM**

[58] **Field of Search** D12/401, 406, D12/412; 296/100, 3, 37.1–37.7; 224/309–310, 315, 323–329, 321, 400–401; D3/304–306; D6/552, 556; 280/727, 760–762, 769, 848

The ornamental design for a vehicle roof rack, substantially as shown and described.

DESCRIPTION

[56] **References Cited**

FIG. 1 is a perspective view of a vehicle roof rack of my new design mounted on a vehicle with the roof removed, the vehicle being shown in broken line;

U.S. PATENT DOCUMENTS

D. 181,747	12/1957	Pawly et al.	D12/412
D. 181,748	12/1957	Pawly et al.	D12/412
D. 182,705	5/1958	Binding	D12/412
D. 201,013	5/1965	Duer	D12/412
D. 239,618	4/1976	Duer	D12/412
D. 246,238	11/1977	Boas	D12/412
D. 252,961	9/1979	Carroll et al.	D3/304
D. 288,193	2/1987	Caron	D12/412
D. 314,542	2/1991	Bott	D12/412
D. 406,557	3/1999	Bentley	D12/412
D. 413,562	9/1999	Van Dusen et al.	D12/412
2,119,051	5/1938	Boeuf	224/494
2,645,391	7/1953	Lecanu-Deschamps	224/325
2,714,480	8/1955	Harris	224/309
2,784,888	3/1957	Lecanu-Deschamps	224/325
3,120,323	2/1964	Sparling	D3/306 X
3,215,323	11/1965	Bonitt	224/325
4,277,008	7/1981	McCleary	224/401
4,299,346	11/1981	Helm	224/326
4,538,752	9/1985	Welter	224/309
4,817,897	4/1989	Kreusel	248/68.1

FIG. 2 is a perspective view of a vehicle roof rack of my new design mounted on a vehicle with the roof in place, the vehicle being shown in broken line;

FIG. 3 is a front view of the vehicle roof rack of FIGS. 1 and 2;

FIG. 4 is a rear view of the vehicle roof rack of FIGS. 1 and 2;

FIG. 5 is a first side view of the vehicle roof rack of FIGS. 1 and 2;

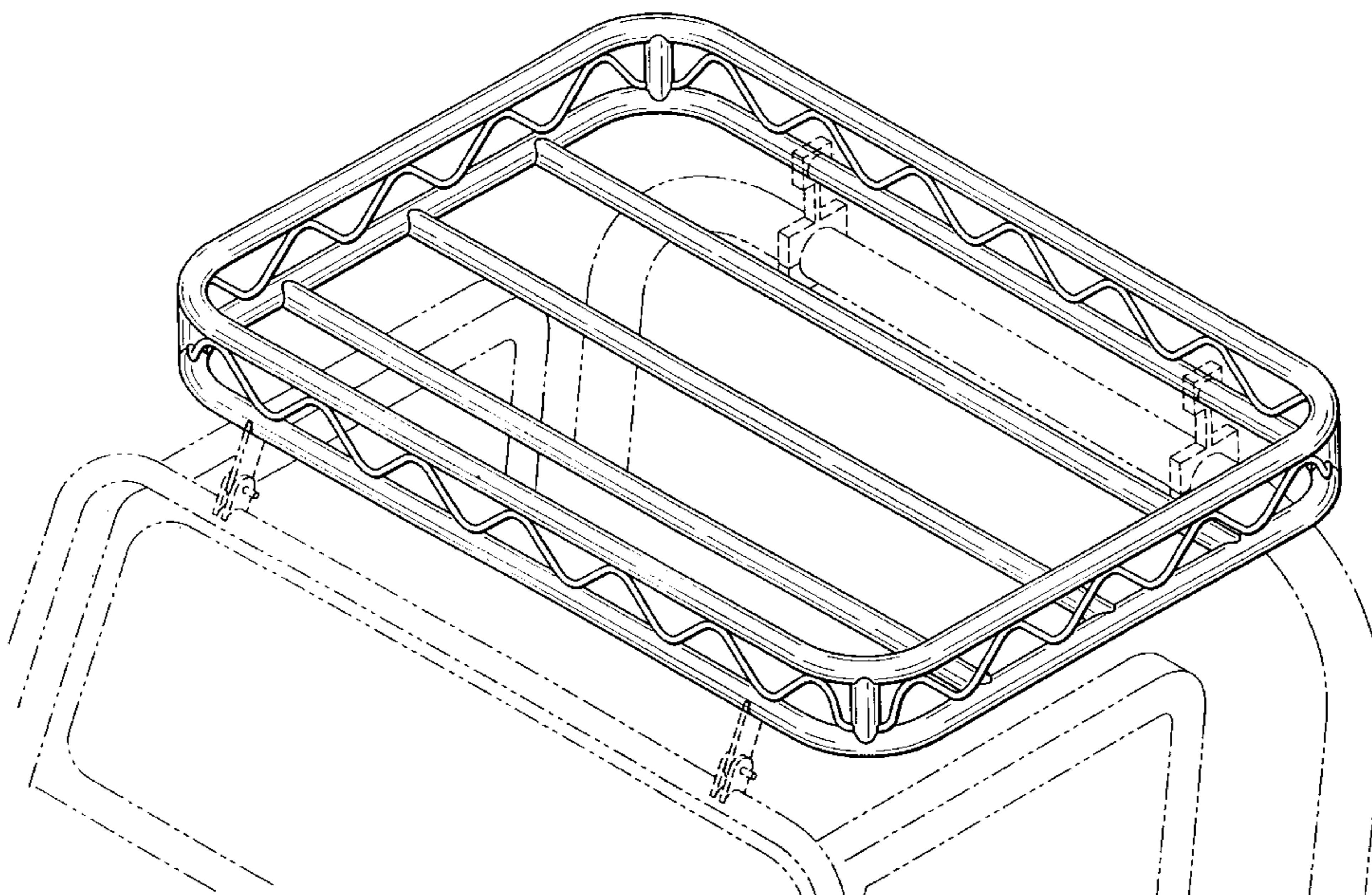
FIG. 6 is a second, opposite side view of the vehicle roof rack of FIGS. 1 and 2;

FIG. 7 is a top plan view of the vehicle roof rack of FIGS. 1 and 2; and,

FIG. 8 is a bottom plan view of the vehicle roof rack of FIGS. 1 and 2.

The broken line representation of a vehicle is environmental only and it forms no part of the claimed design.

1 Claim, 6 Drawing Sheets



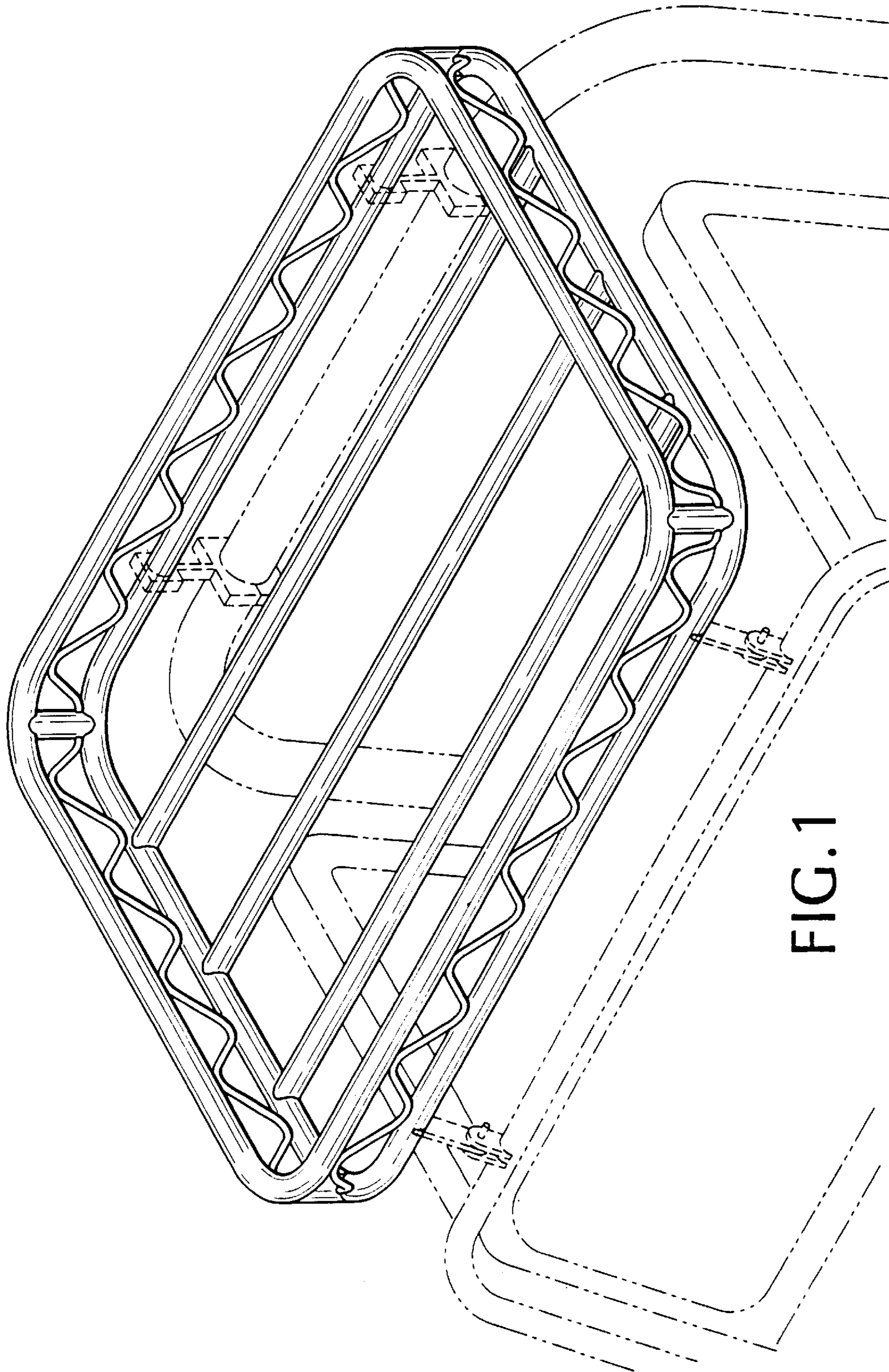


FIG. 1

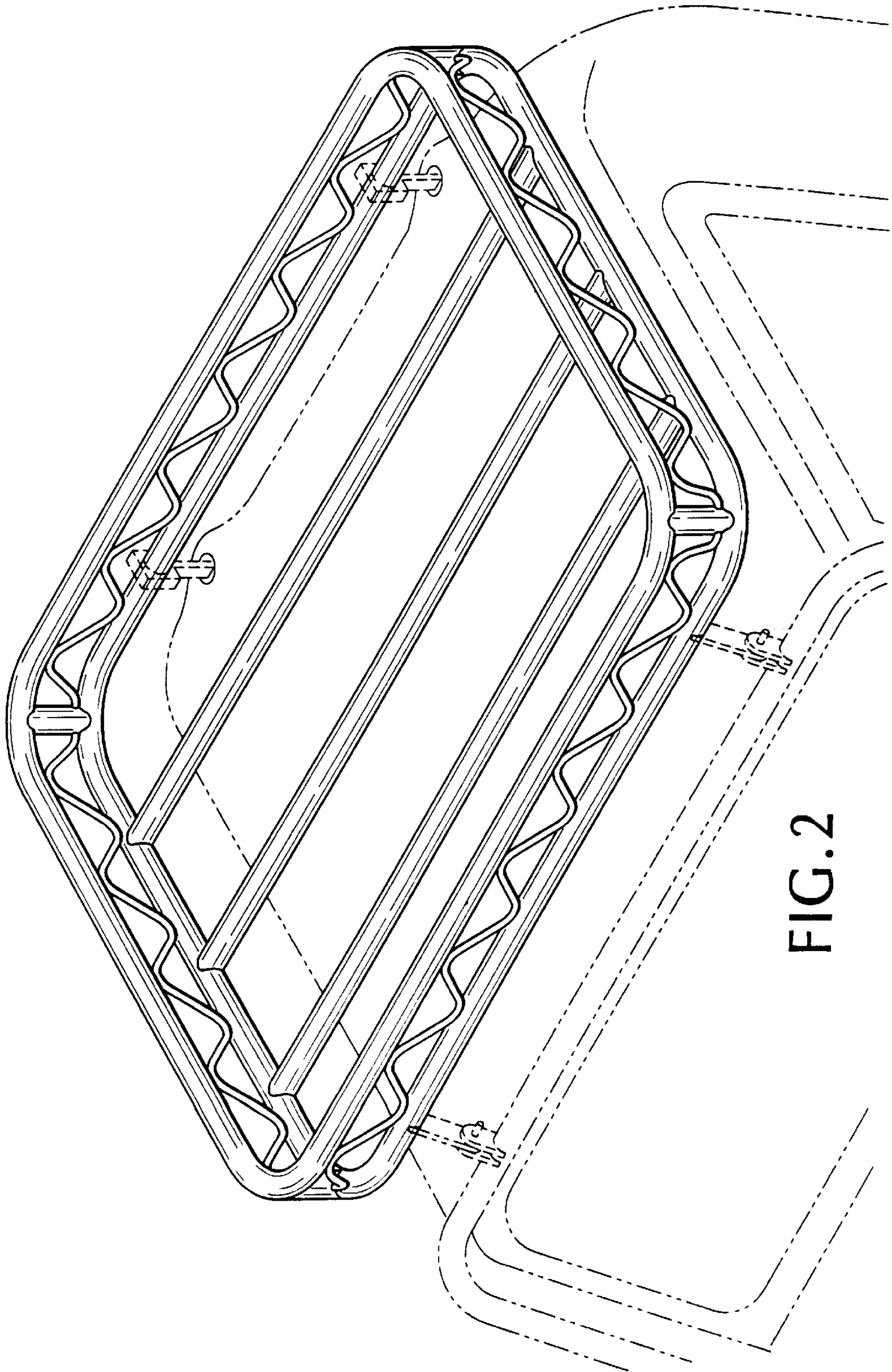


FIG. 2

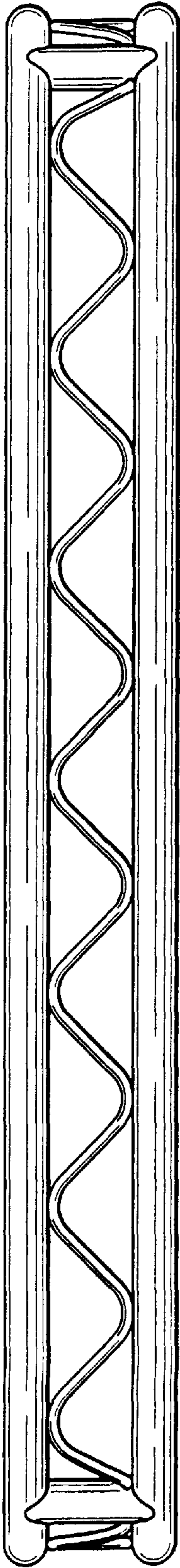


FIG. 3




FIG. 4

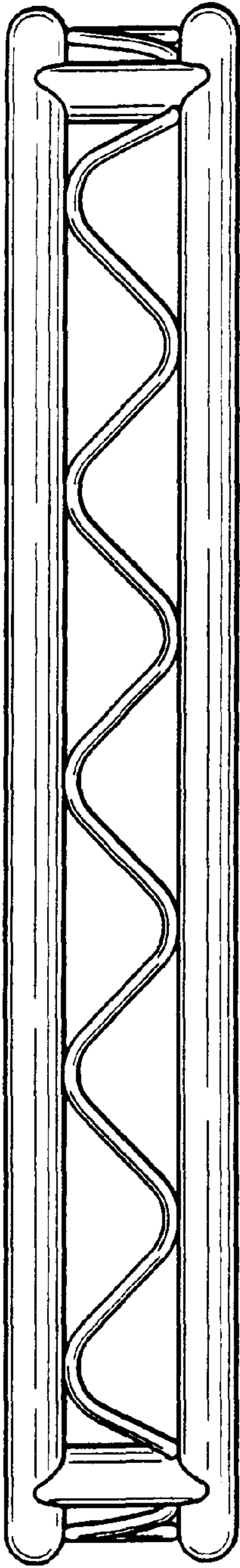


FIG. 5




FIG. 6

FIG. 7




FIG. 8

