



US00D434715S

United States Patent [19]

Wang

[11] Patent Number: Des. 434,715

[45] Date of Patent: ** Dec. 5, 2000

[54] VEHICLE WINDSHIELD WIPER
[76] Inventor: Calvin S. Wang, 14317 E. Don Julian Rd., Industry, Calif. 91746

[**] Term: 14 Years

[21] Appl. No.: 29/126,438
[22] Filed: Jul. 17, 2000

[51] LOC (7) Cl. 12-06
[52] U.S. Cl. D12/219

[58] Field of Search D12/219, 220;
15/250.01, 250.07, 250.4, 250.32, 250.22,
250.41, 250.46, 250.201, 250.351, 250.361,
250.451, 250.452, 250.453, 250.454

[56] **References Cited**

U.S. PATENT DOCUMENTS

D. 268,020	2/1983	Duvoux	D12/219
D. 307,408	4/1990	Mower et al.	D12/219
D. 308,660	6/1990	Fisher	D12/219
D. 329,034	9/1992	Charet et al.	D12/219
D. 330,691	11/1992	Leu	D12/219
D. 332,593	1/1993	Gerardiello et al.	D12/219

D. 334,161	3/1993	Wu et al.	D12/219
D. 340,437	10/1993	Yang	D12/219
D. 372,012	7/1996	Fitzgerald et al.	D12/219
D. 378,365	3/1997	Fitzgerald	D12/219
D. 396,840	8/1998	Vita	D12/219
D. 398,281	9/1998	Juran et al.	D12/219
D. 406,257	3/1999	Lee	D12/219
D. 427,134	6/2000	Lee	D12/219

Primary Examiner—Stacia Cadmus
Attorney, Agent, or Firm—Albert O. Cota

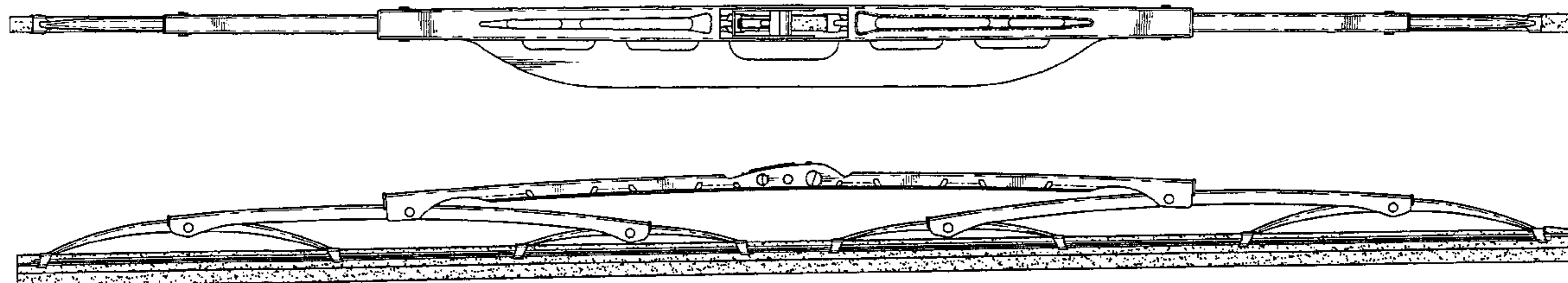
[57] **CLAIM**

The ornamental design for a vehicle windshield wiper, as shown and described.

DESCRIPTION

FIG. 1 is a top plan view of a vehicle windshield wiper, showing my new design;
FIG. 2 is a bottom plan view thereof;
FIG. 3 is a left side elevational view thereof;
FIG. 4 is a right side elevational view thereof;
FIG. 5 is a front plan view thereof; and,
FIG. 6 is a rear plan view thereof.

1 Claim, 3 Drawing Sheets



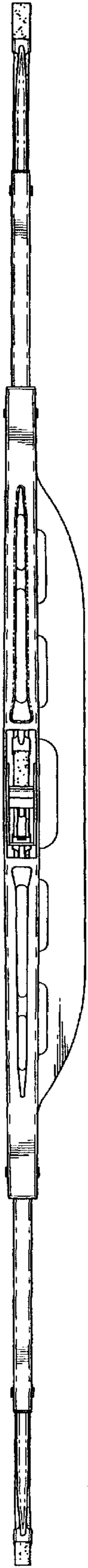


FIG. 1




FIG. 2

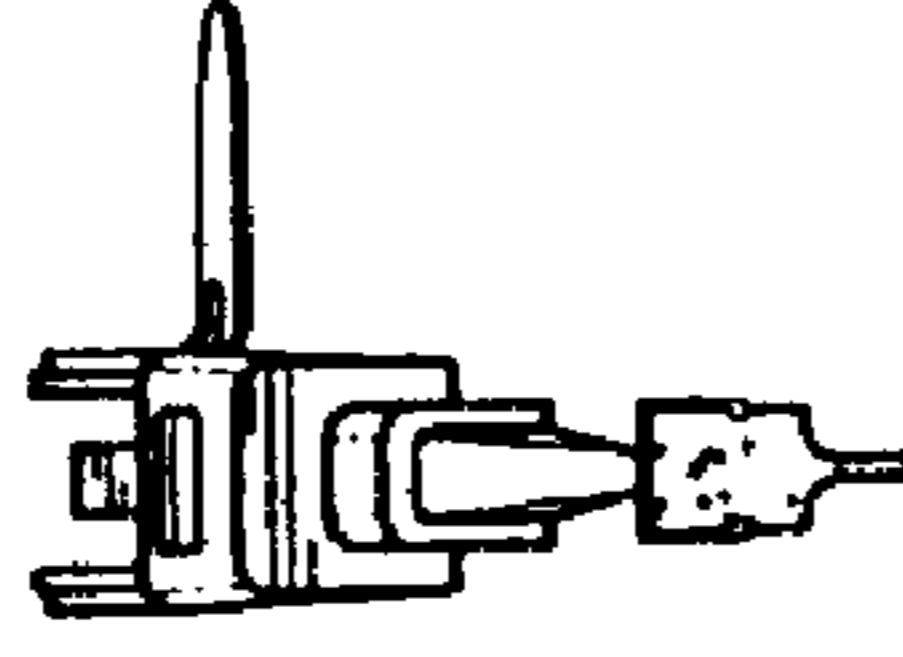


FIG. 4

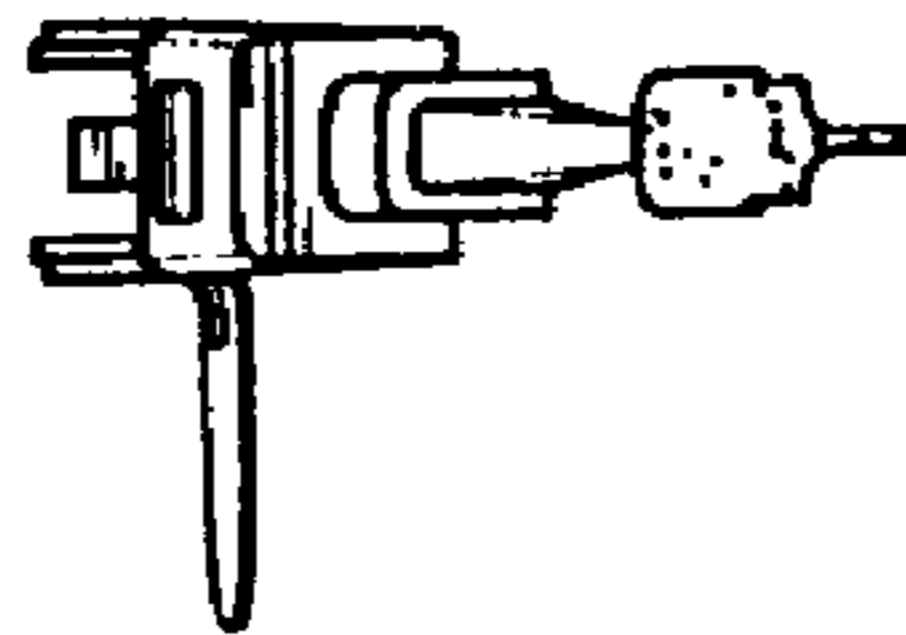


FIG. 3

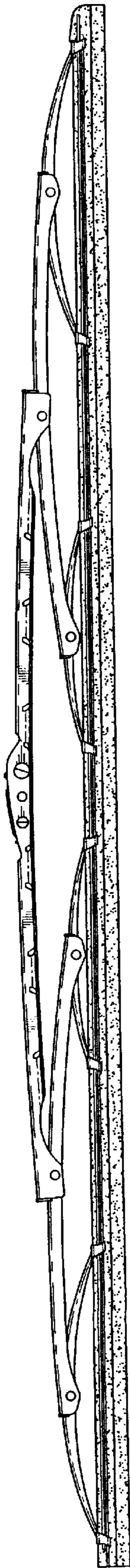


FIG. 5

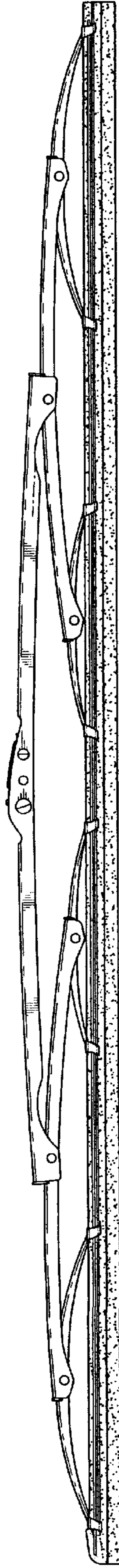


FIG. 6