



US00D434714S

United States Patent [19]

White

[11] Patent Number: **Des. 434,714**

[45] Date of Patent: **** Dec. 5, 2000**

[54] **COVER FOR SHIELDING VEHICLE WHEELS WHEN CLEANING TIRES**

[76] Inventor: **Ricky D. White**, 373 Blue Oak La., Clayton, Calif. 94517

[**] Term: **14 Years**

[21] Appl. No.: **29/123,345**

[22] Filed: **May 16, 2000**

[51] **LOC (7) Cl.** **12-16**

[52] **U.S. Cl.** **D12/213**

[58] **Field of Search** D12/204, 213; D9/452, 454; D7/354, 358, 391, 392.1; 301/37.1, 37.26, 37.42, 108.1, 108.5; 220/908, 912

[56] **References Cited**

U.S. PATENT DOCUMENTS

D. 305,635	1/1990	Pope	D12/213
D. 337,090	7/1993	Wilfong, III	D12/213
D. 338,185	8/1993	Dowd	D12/213
D. 340,439	10/1993	Carbone	D12/213
D. 377,162	1/1997	Maynard	D12/213

D. 377,332	1/1997	Cruz, III	D12/213
D. 378,364	3/1997	Clifton	D12/213
D. 379,171	5/1997	Hope et al.	D12/213
D. 379,172	5/1997	Hale	D12/213
D. 390,181	2/1998	Morrison	D12/213
D. 402,614	12/1998	Martinez	D12/213
D. 418,102	12/1999	Schehr	D12/213

Primary Examiner—Stacia Cadmus
Attorney, Agent, or Firm—Thomas R. Lampe

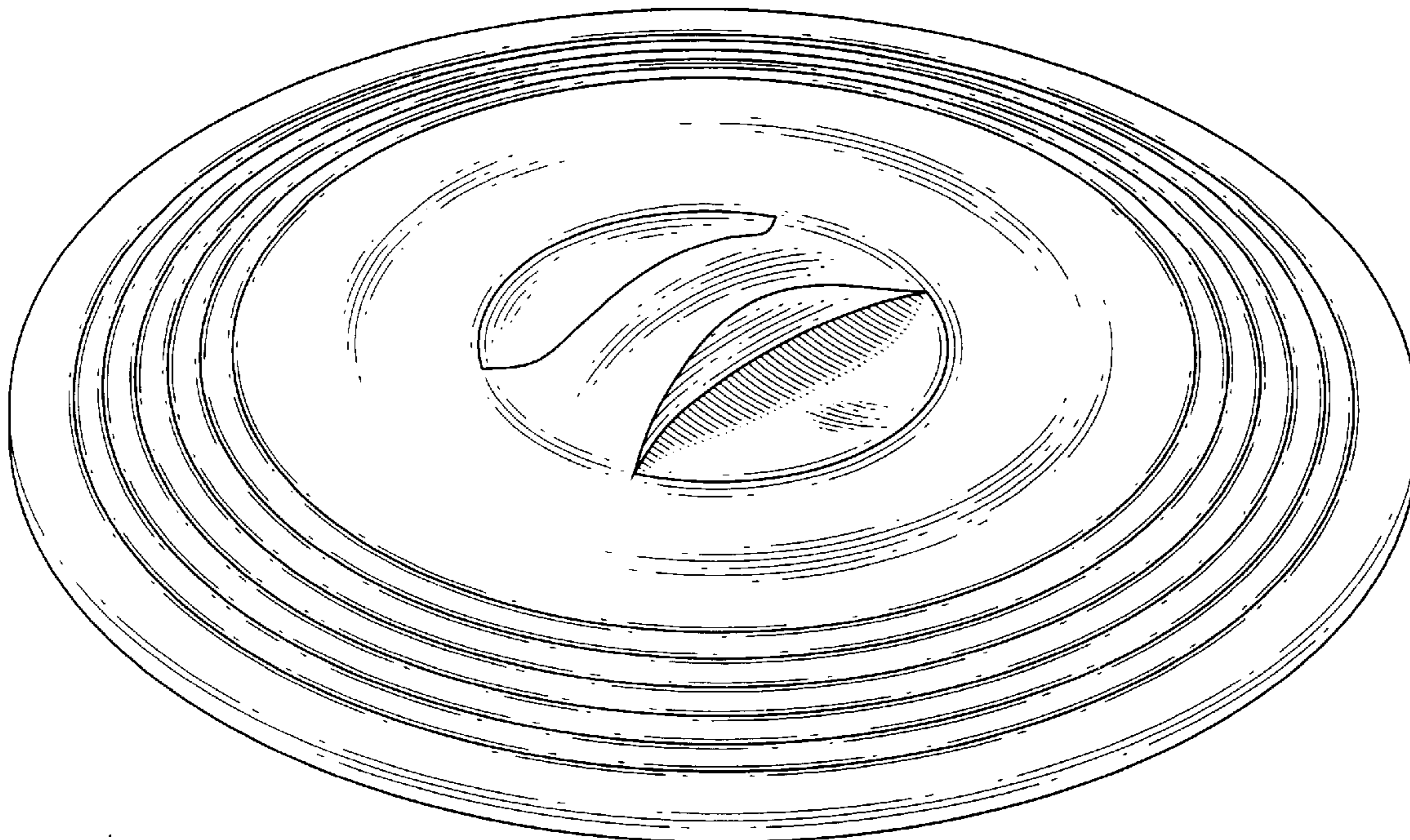
[57] **CLAIM**

The ornamental design for cover for shielding vehicle wheels when cleaning tires, as shown and described.

DESCRIPTION

FIG. 1 is a perspective view of cover for shielding vehicle wheels when cleaning tires showing my new design; FIG. 2 is a front elevation view thereof; FIG. 3 is a left side elevation view thereof, the right side elevation view thereof being a mirror image; FIG. 4 is a top view thereof, the bottom view thereof being a mirror image; and, FIG. 5 is a rear elevation view thereof.

1 Claim, 2 Drawing Sheets



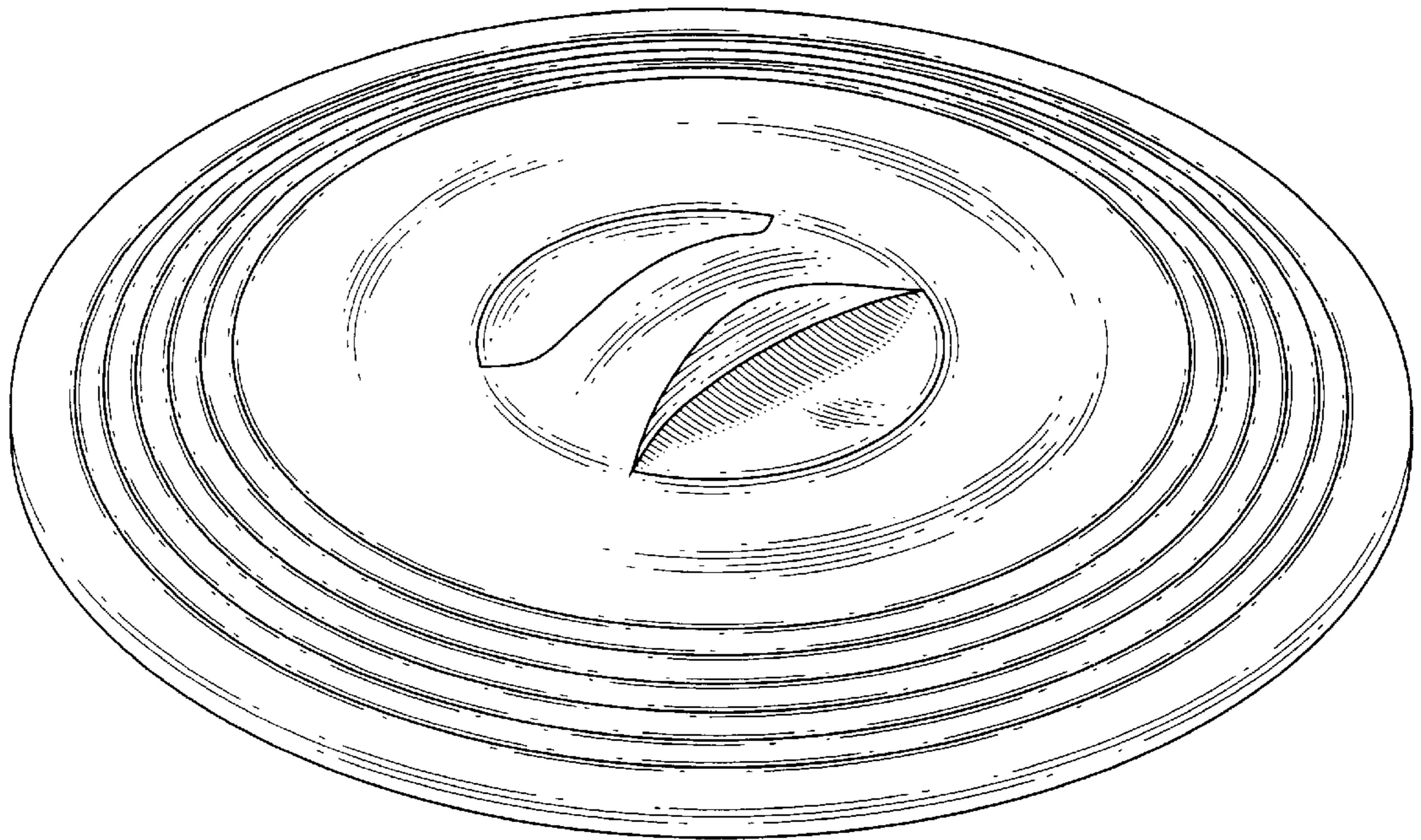


Fig. 1

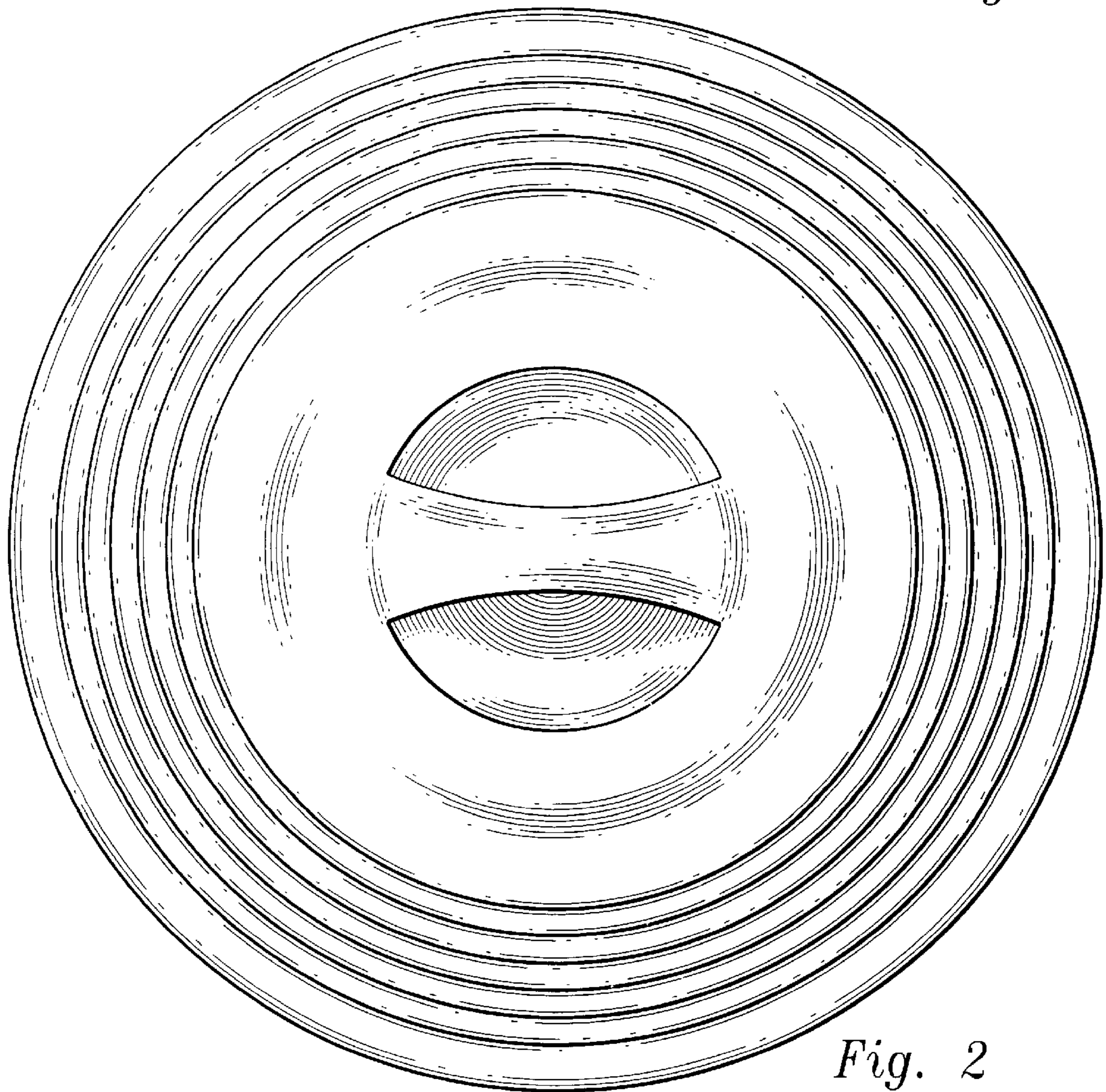


Fig. 2




Fig. 3

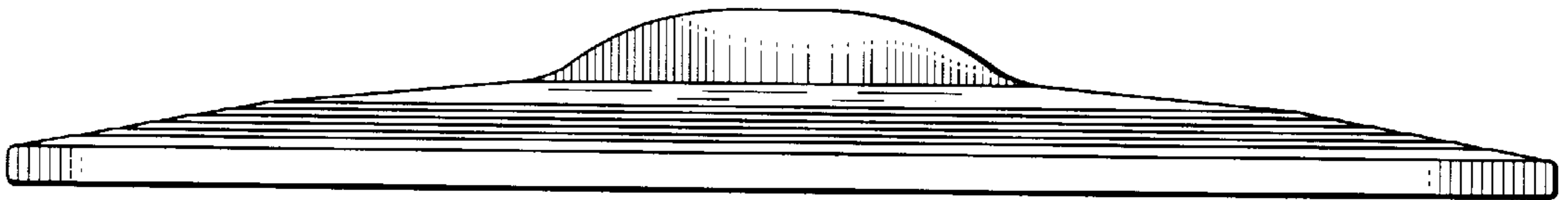


Fig. 4

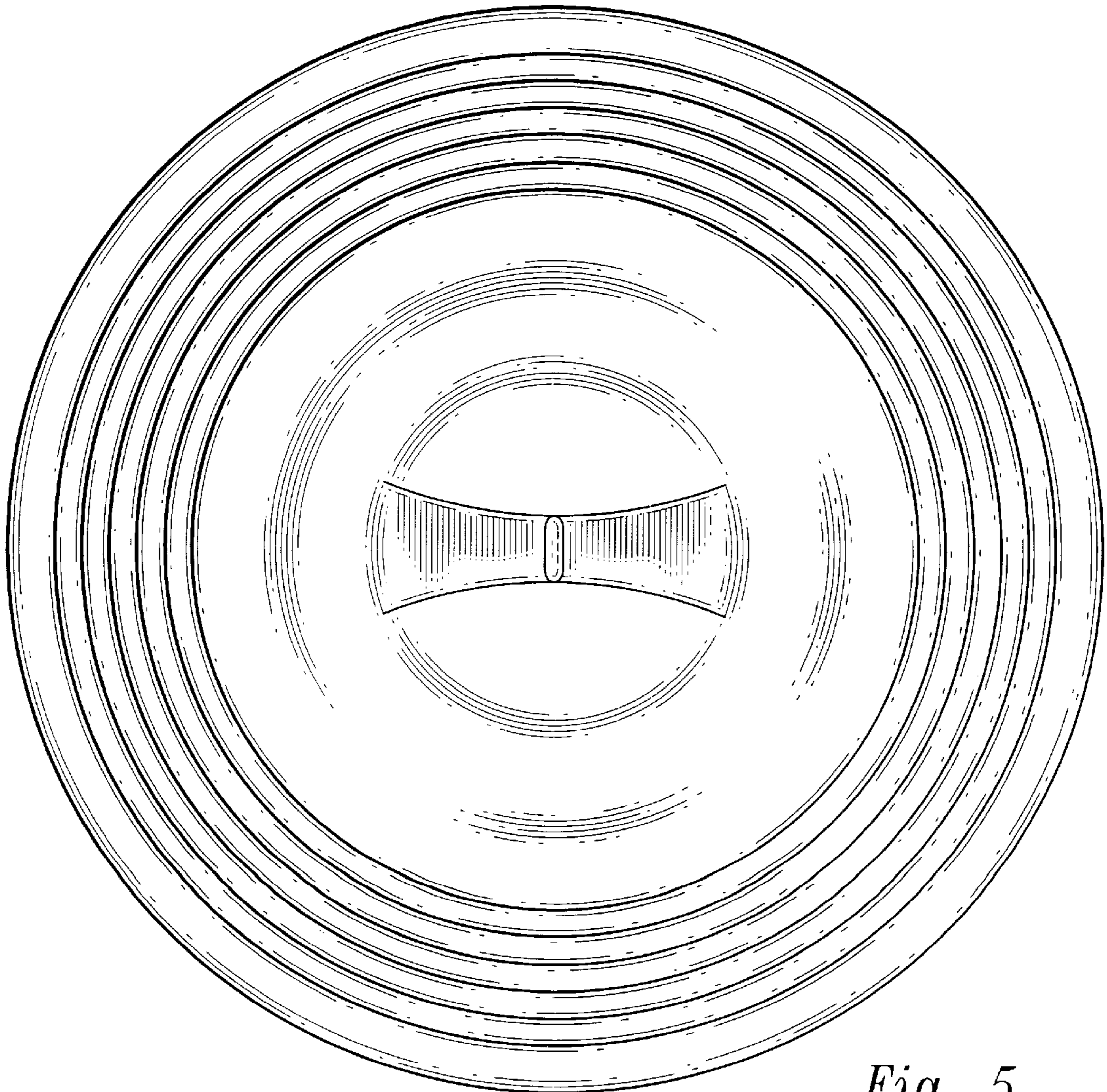


Fig. 5