



US00D434707S

United States Patent [19]

Bauer

[11] **Patent Number: Des. 434,707**

[45] **Date of Patent: ** Dec. 5, 2000**

[54] **SHOCK ABSORBER FOR BICYCLES**

D. 330,530 10/1992 Yun D12/159
D. 398,269 9/1998 Sennuck et al. D12/159
D. 399,462 10/1998 Toffolo et al. D12/159

[75] Inventor: **Stefanie Bauer**, Starnberg, Germany

[73] Assignee: **SUSPA COMPART
Aktiengesellschaft**, Altdorf, Germany

Primary Examiner—Melody N. Brown
Attorney, Agent, or Firm—Browdy And Neimark

[**] Term: **14 Years**

[57] **CLAIM**

[21] Appl. No.: **29/113,702**

The ornamental design for a shock absorber for bicycles, as shown and described.

[22] Filed: **Nov. 12, 1999**

[30] **Foreign Application Priority Data**

DESCRIPTION

May 12, 1999 [DE] Germany 4 99 04 703

FIG. 1 is a front view of the shock absorber for bicycles.

[51] **LOC (7) Cl.** **12-16**

FIG. 2 is a rear view of the shock absorber for bicycles.

[52] **U.S. Cl.** **D12/159**

FIG. 3 is a top view of the shock absorber for bicycles.

[58] **Field of Search** D12/159, 117,
D12/114, 110, 111; 267/68, 67, 34, 135,
136; 280/668, 673; 410/63

FIG. 4 is a bottom view of the shock absorber for bicycles;
and,

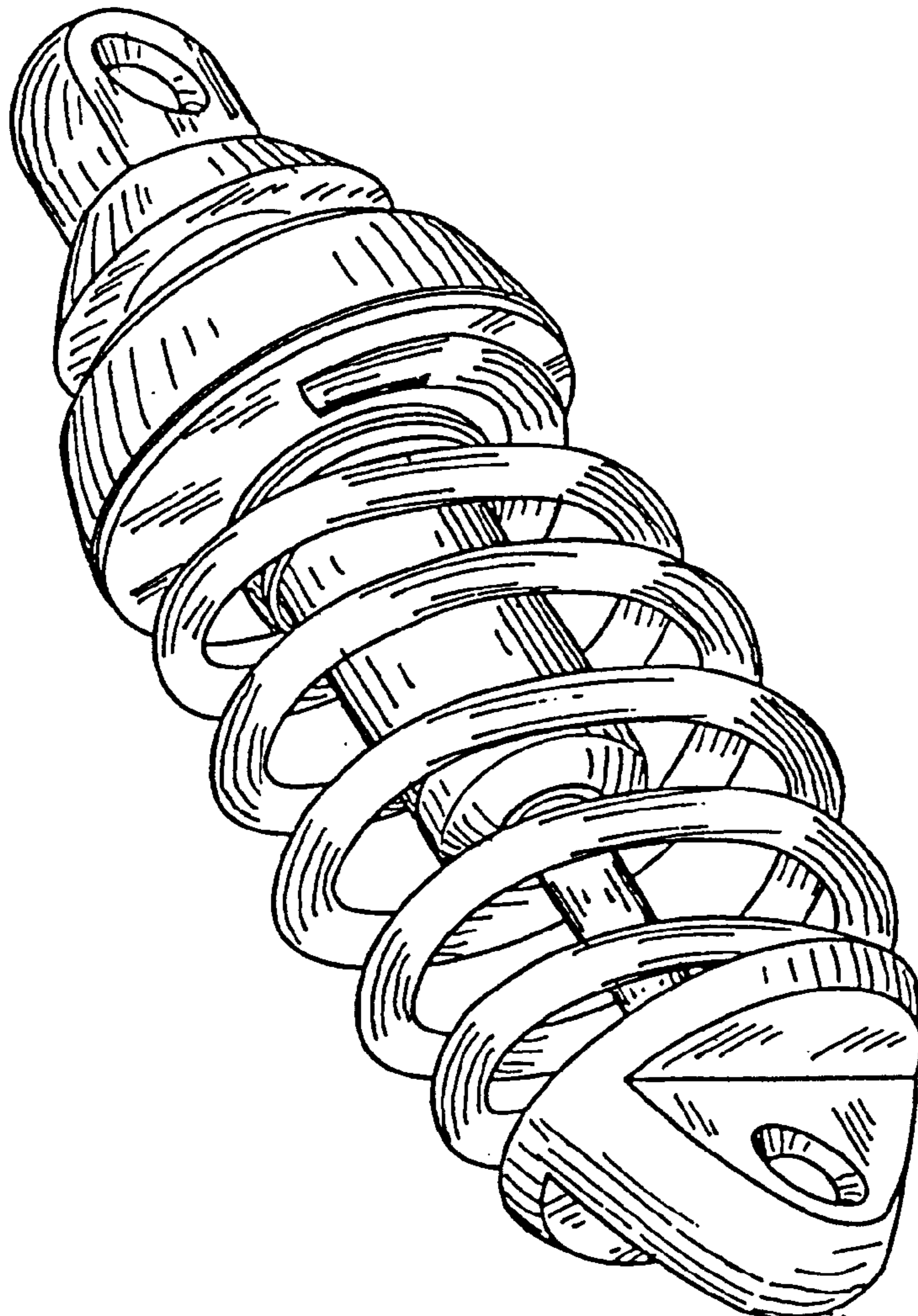
FIG. 5 is a perspective view of the shock absorber for bicycles.

[56] **References Cited**

U.S. PATENT DOCUMENTS

D. 330,529 10/1992 Yun D12/159

1 Claim, 2 Drawing Sheets



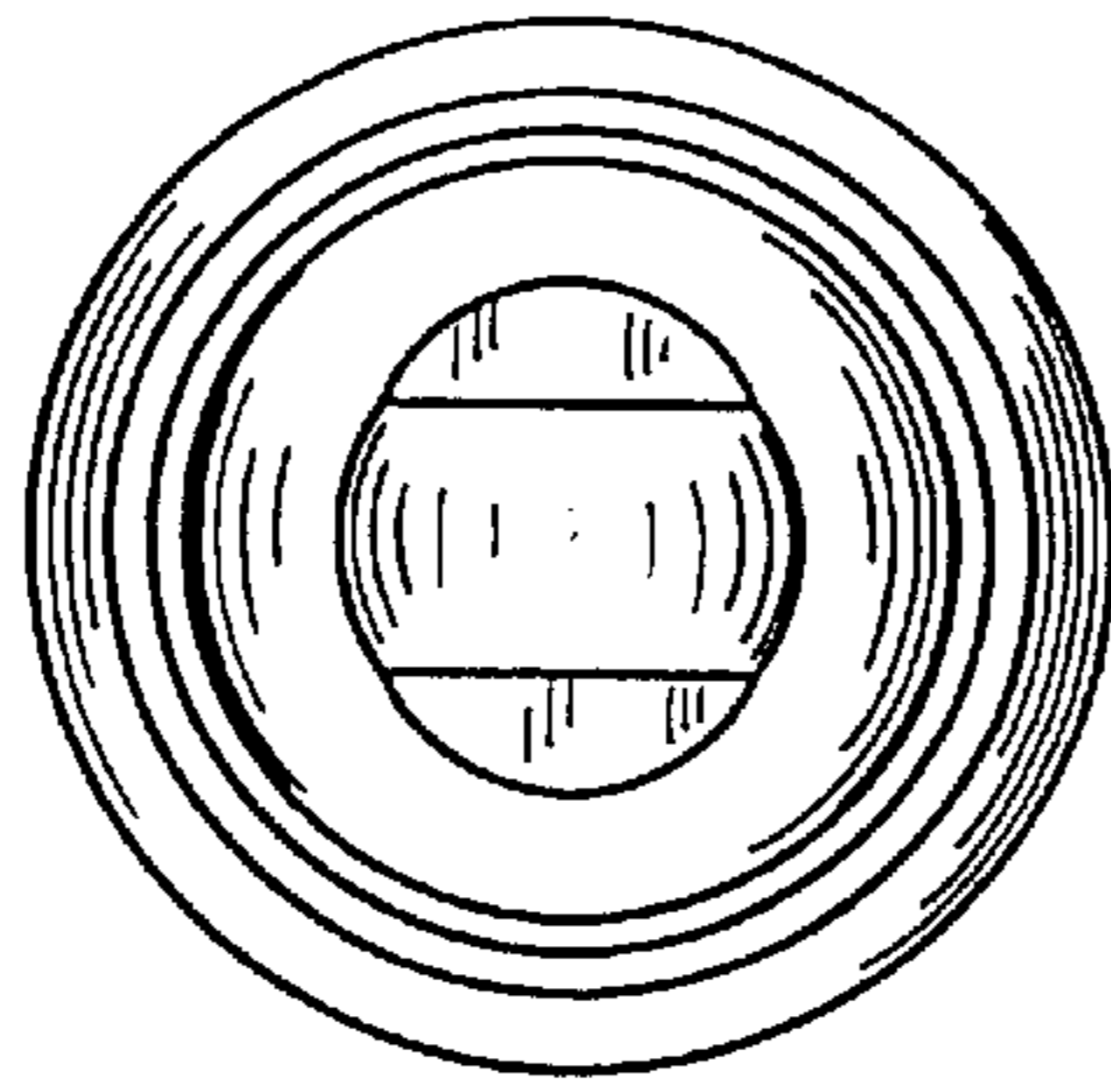


FIGURE 3

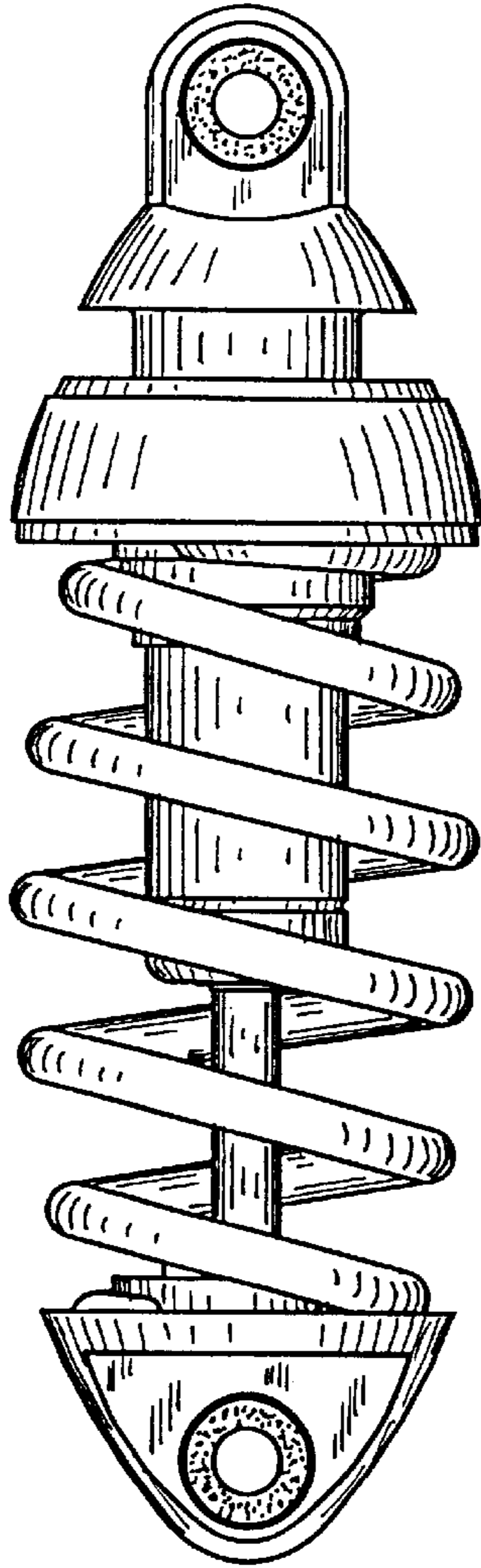


FIGURE 1




FIGURE 2

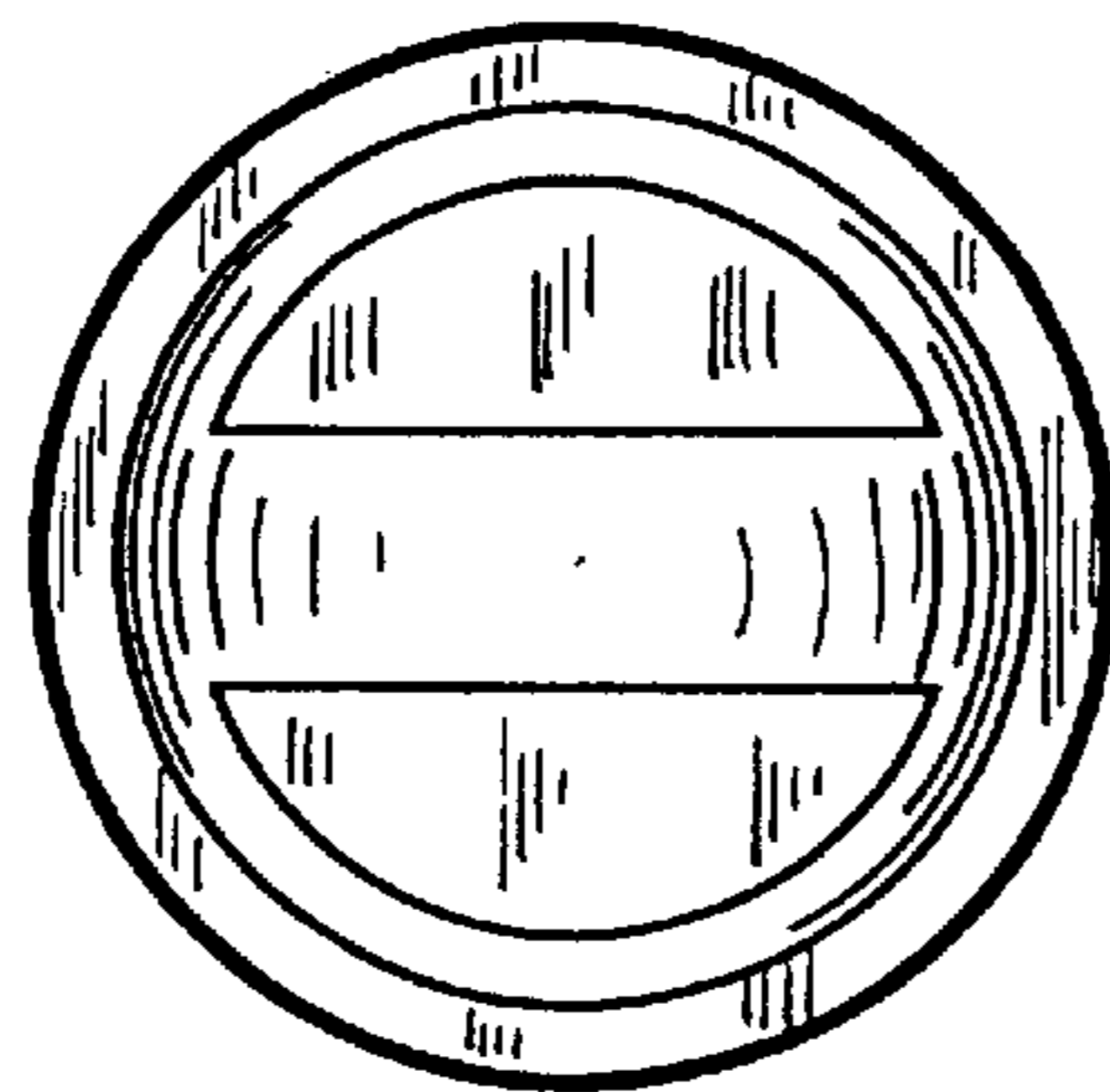


FIGURE 4

FIGURE 5

