



US00D434706S

United States Patent [19]

[11] Patent Number: Des. 434,706

Ratliff, Jr. et al.

[45] Date of Patent: ** Dec. 5, 2000

[54] TIRE TREAD

[75] Inventors: **Billy Joe Ratliff, Jr.**, Akron; **Craig David Miller**, Norton; **John Kevin Clark**, Copley; **Samuel Patrick Landers**, Uniontown, all of Ohio

[73] Assignee: **The Goodyear Tire & Rubber Company**, Akron, Ohio

[**] Term: **14 Years**

- D. 379,166 5/1997 Aikawa et al. .
- D. 380,426 7/1997 Johenning et al. D12/147
- D. 383,101 9/1997 Aikawa et al. .
- D. 384,606 10/1997 McKisson .
- D. 384,609 10/1997 Gillard et al. .
- D. 384,618 10/1997 Guspodin et al. .
- D. 386,454 11/1997 Guspodin .
- D. 386,726 11/1997 Attinello et al. .
- D. 388,375 12/1997 Harpes et al. .
- D. 390,517 2/1998 Guspodin et al. .
- D. 390,816 2/1998 Lissan et al. .
- D. 390,820 2/1998 Guspodin et al. .

(List continued on next page.)

[21] Appl. No.: 29/125,318

[22] Filed: Jun. 21, 2000

Related U.S. Application Data

[62] Division of application No. 29/112,287, Oct. 12, 1999.

[51] LOC (7) Cl. 12-15

[52] U.S. Cl. D12/143; D12/147

[58] Field of Search D12/134-152;
152/209.1, 209.8, 209.9, 209.11, 209.12,
209.13, 209.28, 900, 901, 902, 903

[56] References Cited

U.S. PATENT DOCUMENTS

- D. 279,365 6/1985 Takehara .
- D. 283,501 4/1986 Hitzky .
- D. 284,562 7/1986 Kojima et al. .
- D. 286,274 10/1986 Davis et al. .
- D. 290,826 7/1987 Nakaseko .
- D. 296,544 7/1988 Matsushita et al. .
- D. 304,917 12/1989 Hinrichsen .
- D. 311,366 10/1990 Kuroda .
- D. 313,212 12/1990 Hamada et al. .
- D. 313,781 1/1991 Kuroda .
- D. 315,127 3/1991 White et al. .
- D. 317,741 6/1991 Kuroda .
- D. 328,268 7/1992 Constant .
- D. 329,627 9/1992 Attinello et al. D12/151
- D. 338,179 8/1993 Miller et al. .
- D. 344,918 3/1994 Graas D12/147
- D. 364,367 11/1995 Klepper et al. .
- D. 367,445 2/1996 Attinello et al. .
- D. 368,450 4/1996 Lissan et al. .
- D. 370,443 6/1996 Lissan et al. .

FOREIGN PATENT DOCUMENTS

93-0557 9/1993 Sweden .

OTHER PUBLICATIONS

Sigma Grand Spirit Radial G/T-50 Tire. Tread Design Guide, p. 66. 3/4, Jan. 1998.

Primary Examiner—Robert M. Spear
Attorney, Agent, or Firm—T P Lewandowski

[57] CLAIM

The ornamental design for a tire tread, as shown and described.

DESCRIPTION

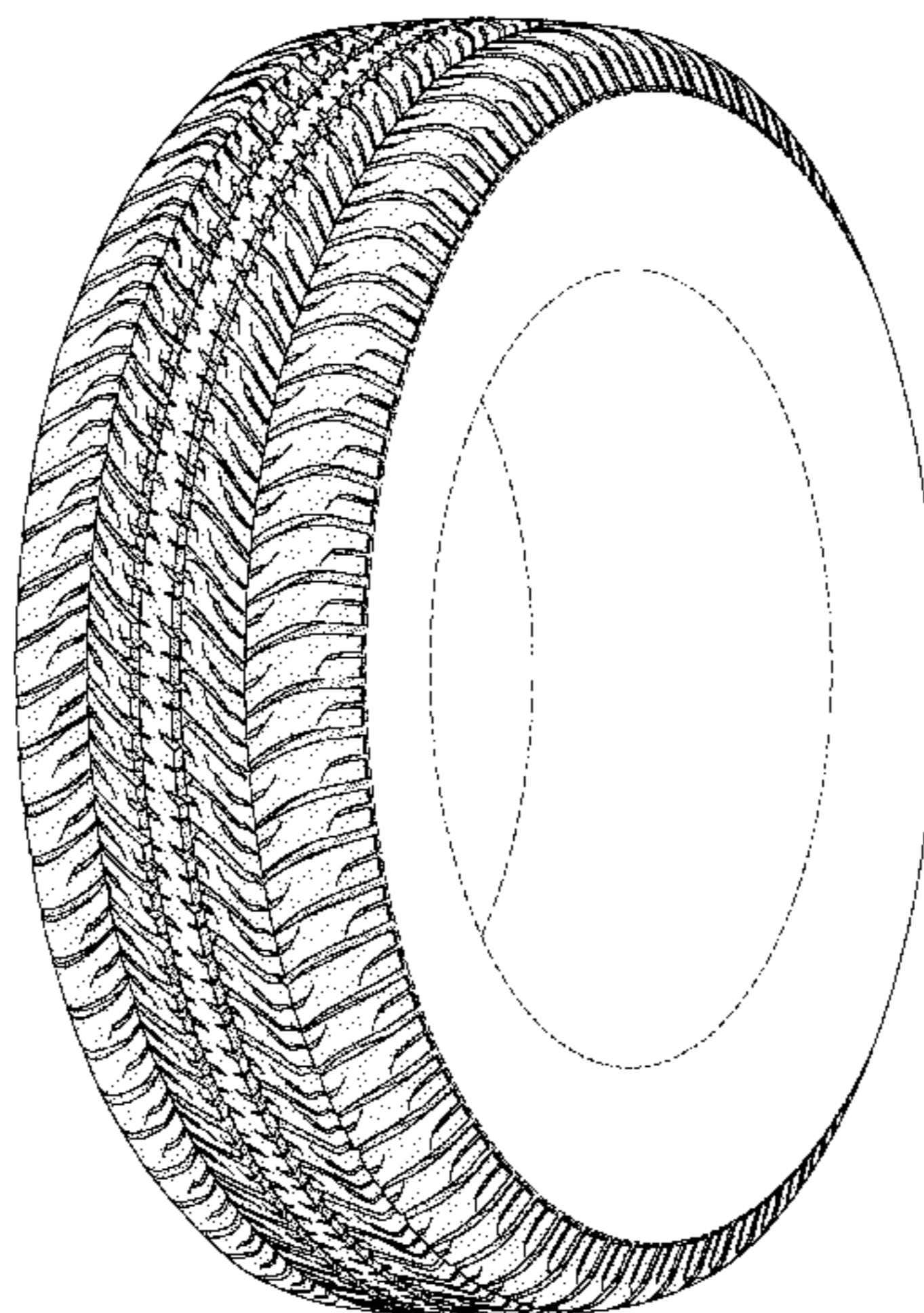
FIG. 1 is a perspective view of a tire tread showing our new design, it being understood that the pattern repeats uniformly throughout the circumference of the tread;

FIG. 2 is a front elevational view thereof;

FIG. 3 is a side elevational view thereof, the opposite side elevational view being identical thereto; and,

FIG. 4 is an enlarged fragmentary perspective view. In the drawings, the broken lines defining the inner bead of the sidewall and the peripheral boundary between the tire tread and the sidewall are for illustrative purposes only and form no part of the claimed design.

1 Claim, 4 Drawing Sheets



Des. 434,706

Page 2

U.S. PATENT DOCUMENTS

D. 398,890	9/1998	Harpes et al. .		D. 409,123	5/1999	Heinen et al.	D12/151
D. 400,138	10/1998	Blankenship .		D. 409,532	5/1999	Heinen .	
D. 400,831	11/1998	Blankenship et al. .		D. 409,535	5/1999	Attinello	D12/147
D. 405,035	2/1999	Graas	D12/147	D. 410,600	6/1999	Matsuda .	
D. 405,732	2/1999	Johenning et al.	D12/147	D. 420,946	2/2000	Ratliff, Jr.	D12/141
				4,796,683	1/1989	Kawabata et al. .	

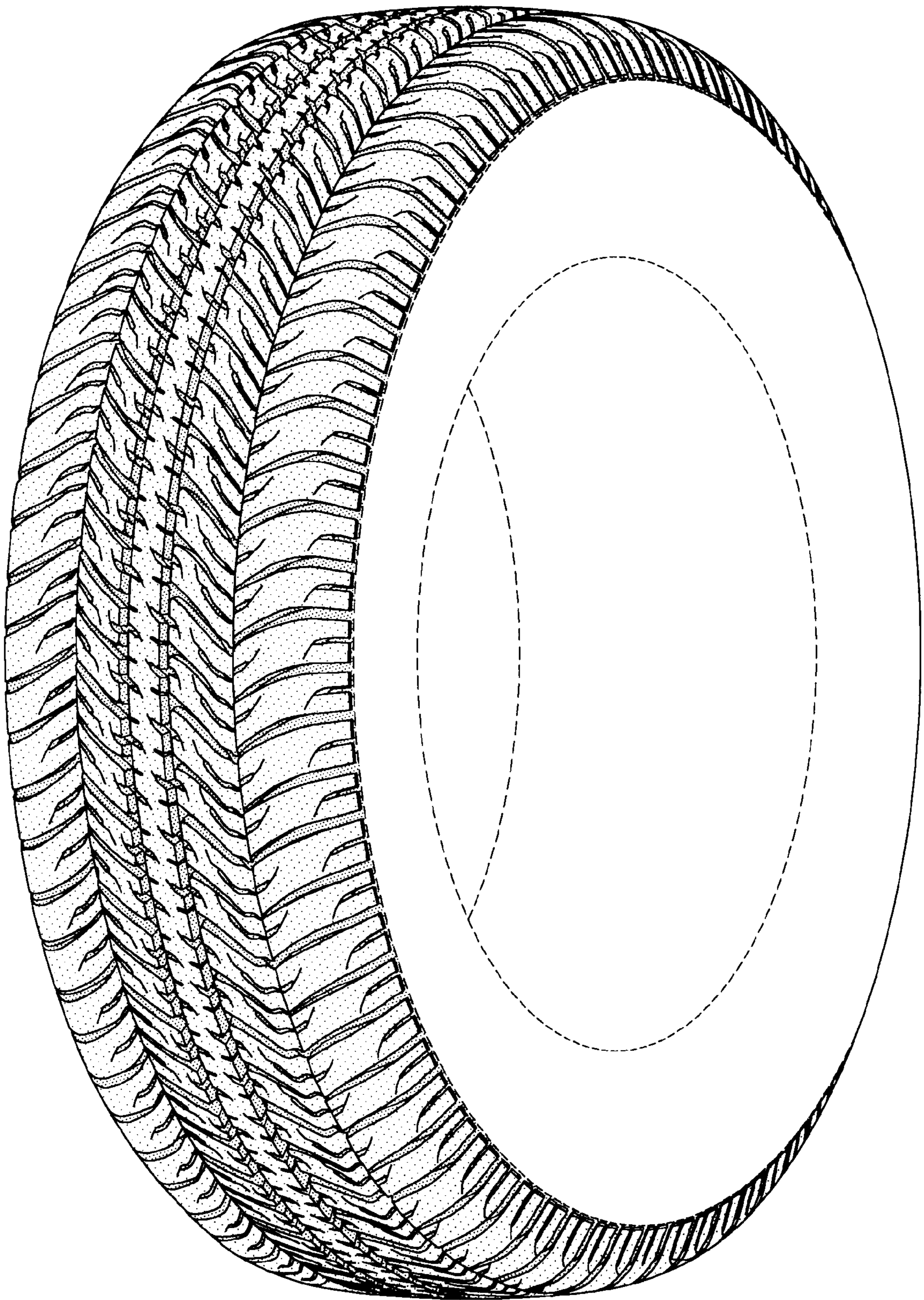


FIG-1

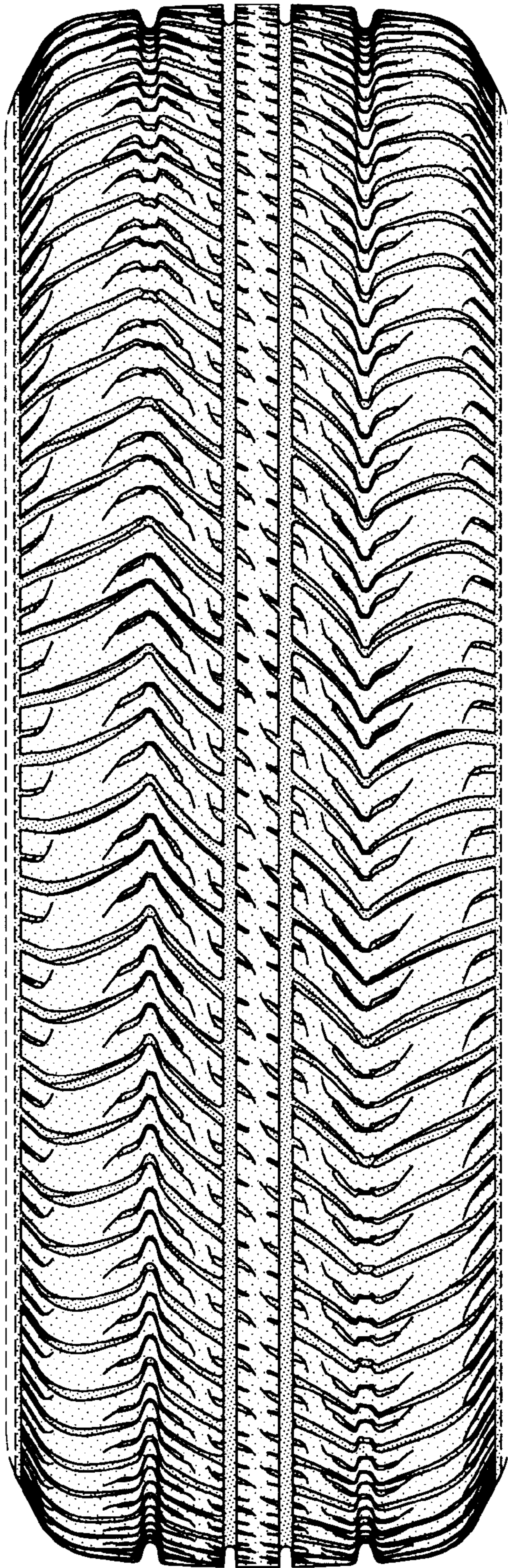


FIG-2

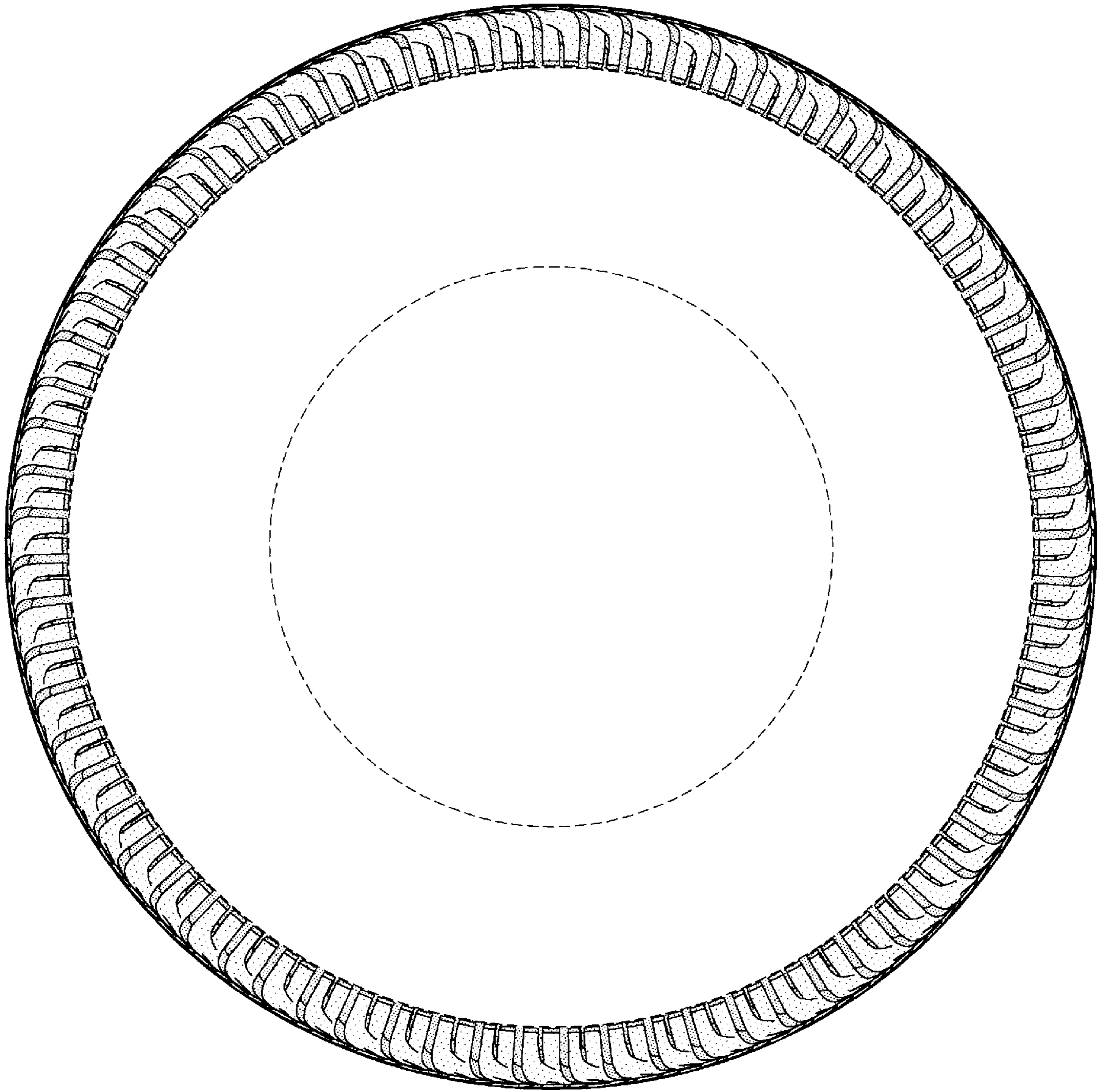


FIG-3

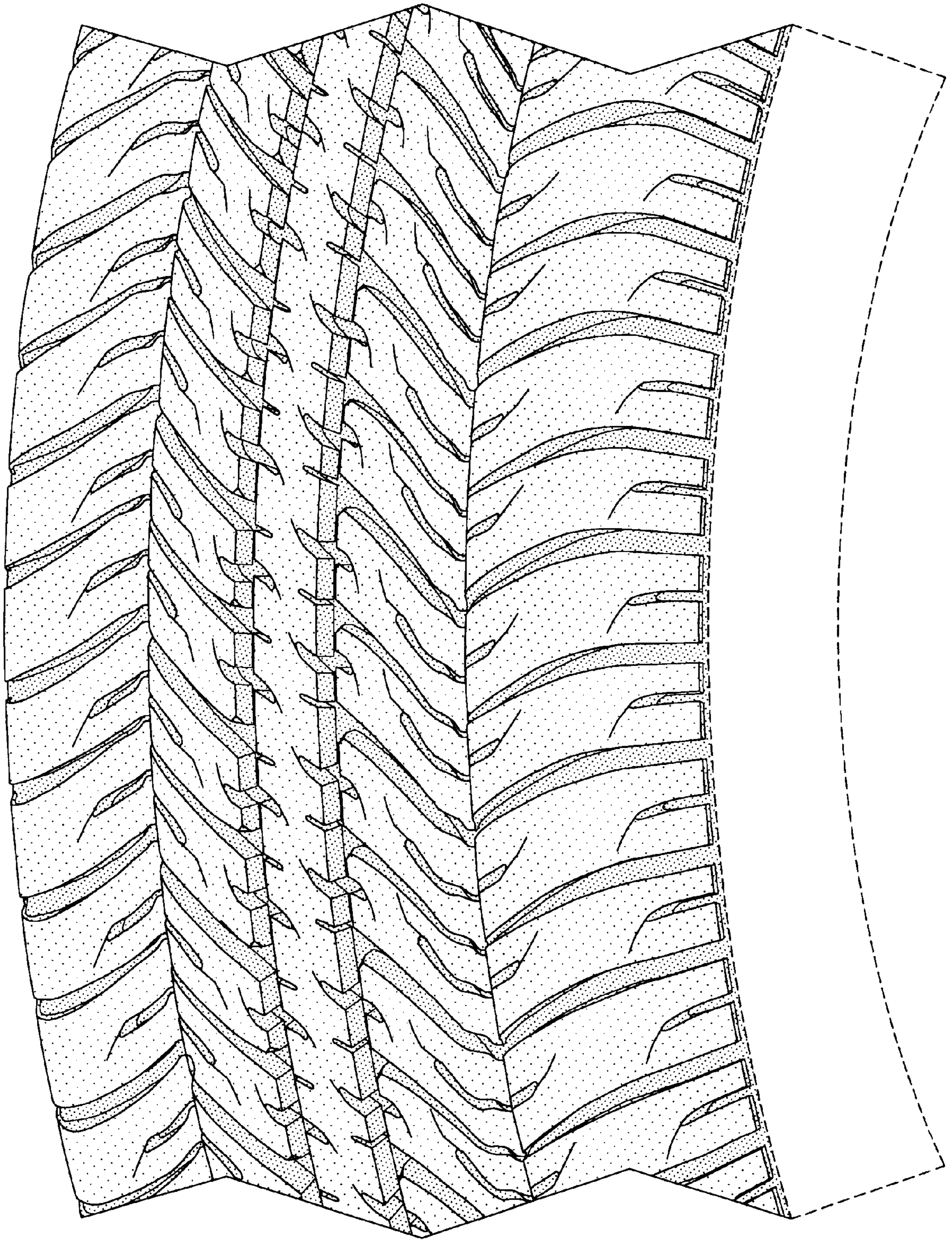


FIG-4