



US00D434700S

**United States Patent** [19]  
**Grinn**

[11] **Patent Number: Des. 434,700**

[45] **Date of Patent: \*\* Dec. 5, 2000**

[54] **AUTOMOBILE BODY**

[76] Inventor: **Douglas Alan Grinn**, 5031 SW. 170<sup>th</sup>  
Ave., Ft Laud., Fla. 33331

[\*\*] Term: **14 Years**

[21] Appl. No.: **29/123,117**

[22] Filed: **May 11, 2000**

[51] **LOC (7) Cl.** ..... **12-08**

[52] **U.S. Cl.** ..... **D12/92**

[58] **Field of Search** ..... D12/90-92; 296/185

[56] **References Cited**

**U.S. PATENT DOCUMENTS**

- D. 406,548 3/1999 Ramaciotti ..... D12/91
- D. 411,138 6/1999 Ramaciotti ..... D12/92
- D. 414,445 9/1999 Dehner et al. .... D12/92
- D. 415,719 10/1999 Sawai et al. .... D12/92

D. 419,487 1/2000 Schneuler et al. .... D12/92

*Primary Examiner*—Melody N. Brown

[57] **CLAIM**

The ornamental design for an automobile body, as shown and described.

**DESCRIPTION**

FIG. 1 is a rear view of an automobile body showing my new design;

FIG. 2 is a front view thereof;

FIG. 3 is a left side view thereof, the right side being a mirror image;


FIG. 4 is a top view thereof;

FIG. 5 is a right front perspective view thereof; and,

FIG. 6 is a left rear perspective view thereof.

The wheels shown in broken lines are for illustrative purposes only and forming no part of the claimed design.

**1 Claim, 5 Drawing Sheets**






FIG. 1




FIG. 2

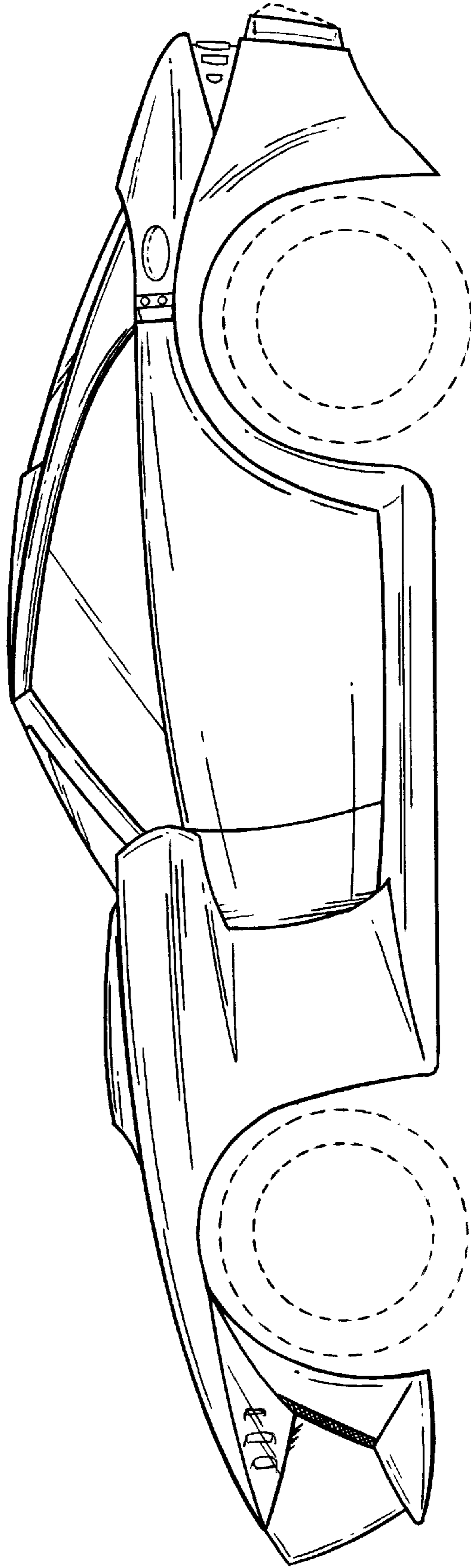


FIG. 3

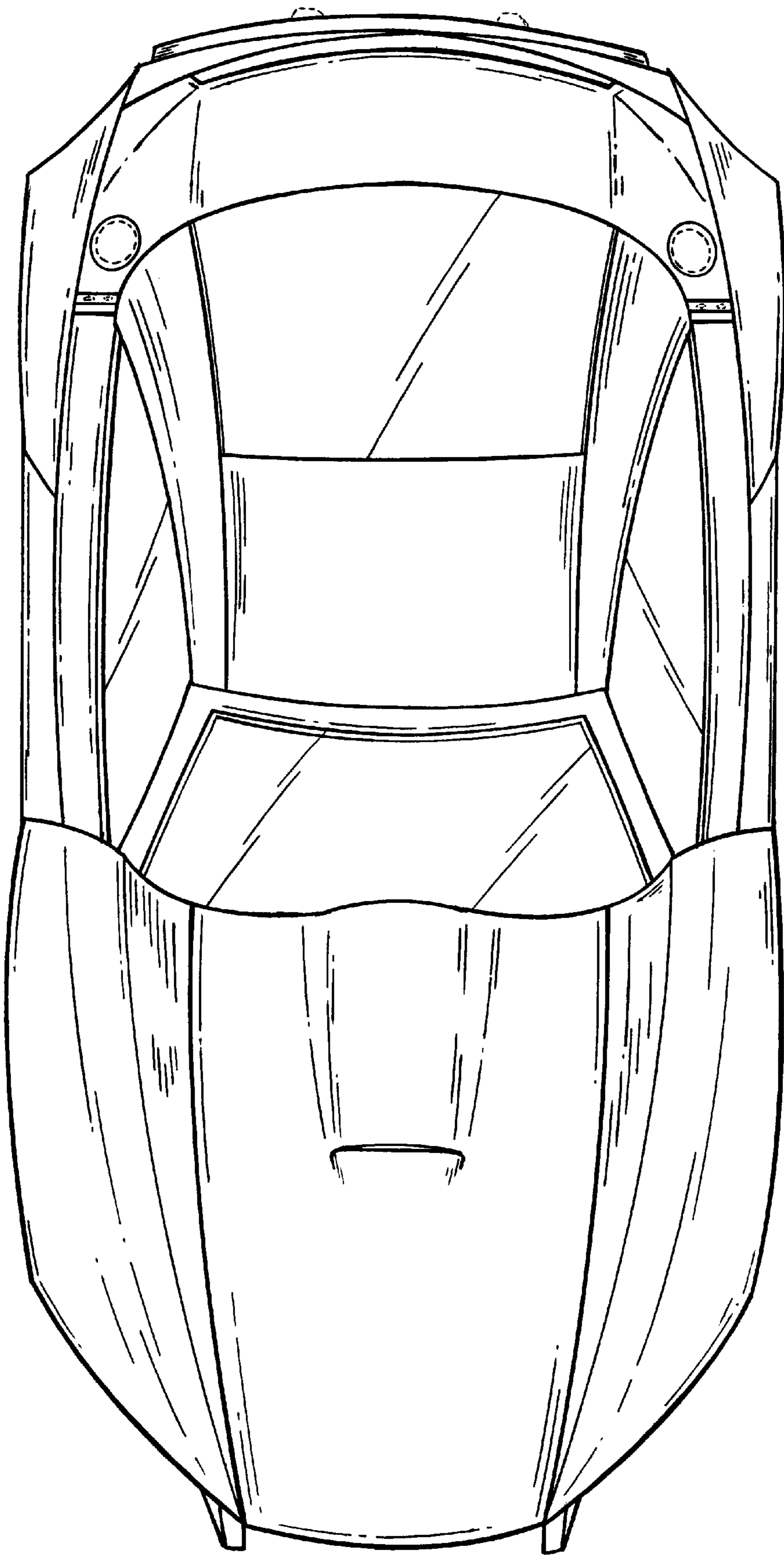


FIG. 4

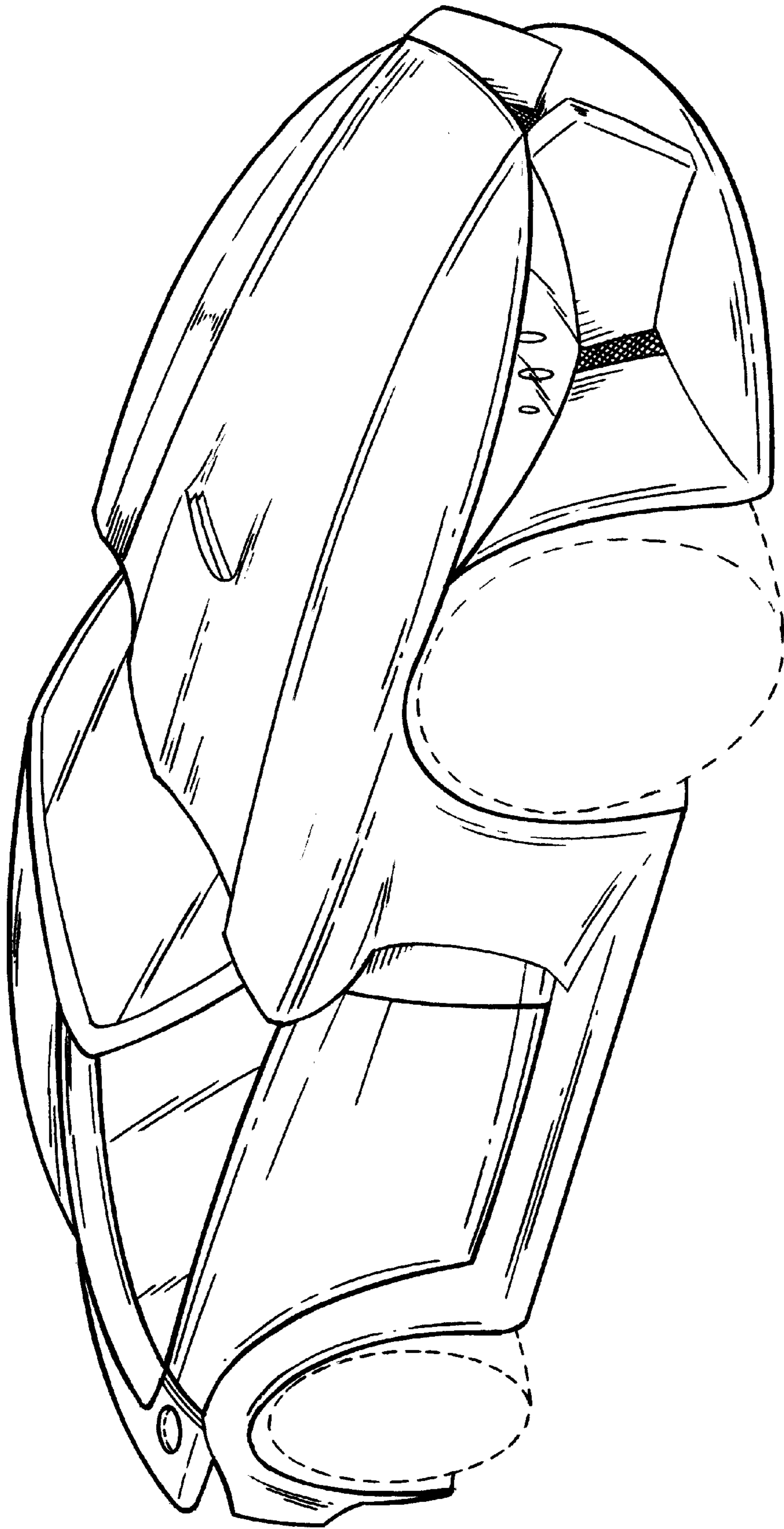


FIG. 5

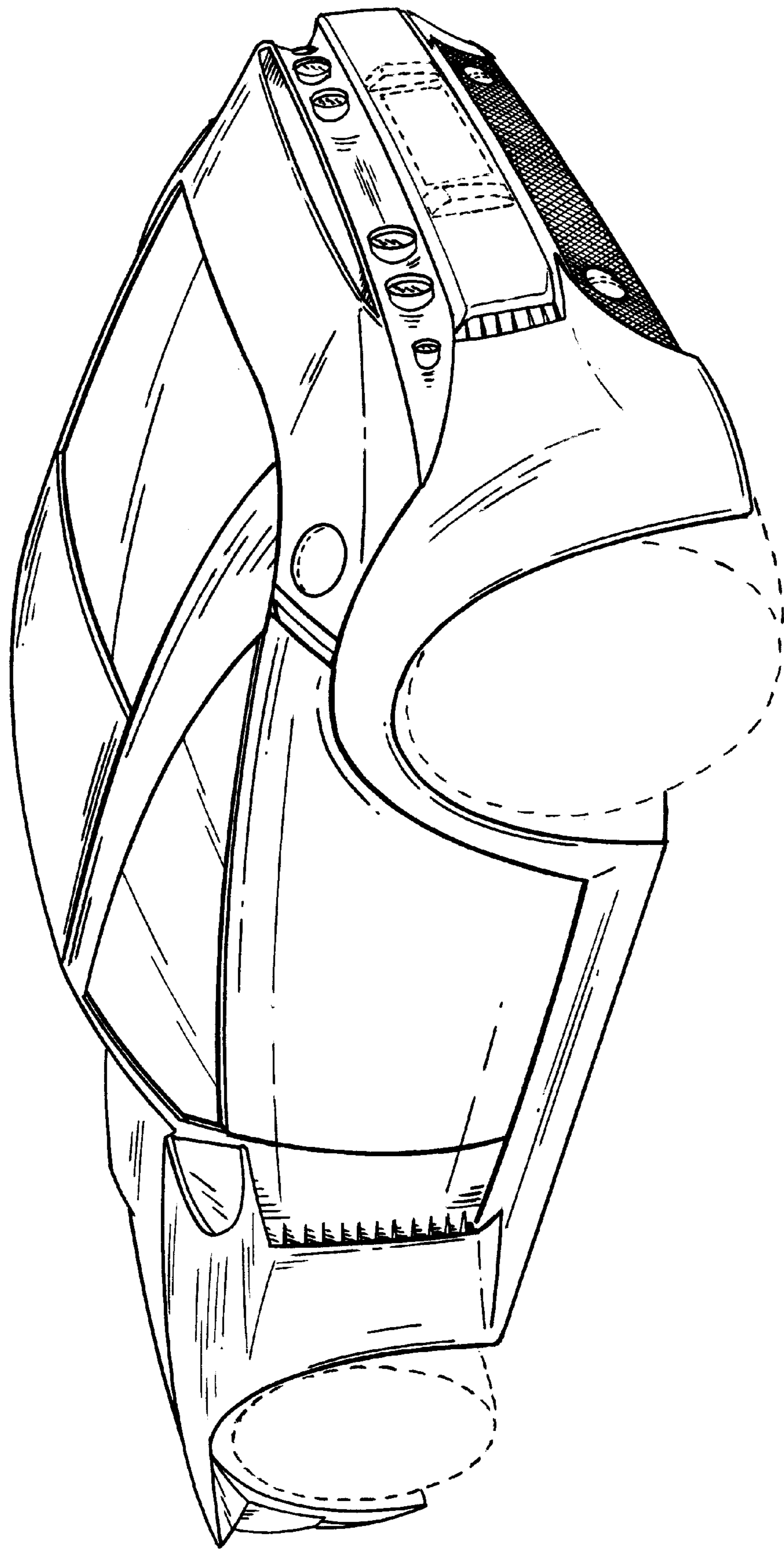


FIG. 6