



US00D434679S

# United States Patent [19]

Dumas

[11] Patent Number: **Des. 434,679**

[45] Date of Patent: **\*\* Dec. 5, 2000**

[54] **WATCH**

D. 410,199 5/1999 Calvani ..... D10/39  
3,735,585 5/1973 Takagi ..... 368/281

[75] Inventor: **Jean-Louis Dumas**, Paris, France

*Primary Examiner*—Nelson C. Holtje  
*Attorney, Agent, or Firm*—Young & Thompson

[73] Assignee: **La Montre Hermes**, Brugg,  
Switzerland

[\*\*] Term: **14 Years**

[57] **CLAIM**

The ornamental design for a watch, as shown and described.

[21] Appl. No.: **29/111,763**

**DESCRIPTION**

[22] Filed: **Oct. 5, 1999**

FIG. 1 is a front and side perspective view of a watch showing my new design;

[51] **LOC (7) Cl.** ..... **10-02**

FIG. 2 is a front view thereof;

[52] **U.S. Cl.** ..... **D10/39; D10/30**

FIG. 3 is a side view thereof from the left of FIG. 2;

[58] **Field of Search** ..... D10/1-40, 122-132;  
368/280-282, 276-277, 285

FIG. 4 is a side view thereof from the right of FIG. 2;

FIG. 5 is a side view thereof from the top of FIG. 2;

FIG. 6 is a side view thereof from the bottom of FIG. 2; and,

FIG. 7 is a rear view thereof.

[56] **References Cited**

The hole in the projection at the right of FIG. 1 is present also in the same position in the other three projections of the same shape.

**U.S. PATENT DOCUMENTS**

- D. 362,630 9/1995 Riley ..... D10/30
- D. 388,338 12/1997 Giardiello ..... D10/39
- D. 394,214 5/1998 Sang ..... D10/30

**1 Claim, 4 Drawing Sheets**






FIG. 1




FIG. 2




FIG. 3




FIG. 4




FIG. 5




FIG. 6




FIG. 7