

US00D434676S

United States Patent [19] Péquignet

[11] **Patent Number: Des. 434,676**

[45] **Date of Patent: ** Dec. 5, 2000**

[54] **COMBINED WATCH AND BRACELET**

D. 303,635 9/1989 Kurzina D10/32
D. 399,435 10/1998 Gogniat D10/39
2,065,657 12/1936 Coleman 368/285

[75] Inventor: **Emil Péquignet**, Fournets Luisans,
France

Primary Examiner—Nelson C. Holtje
Attorney, Agent, or Firm—McGlew and Tuttle, P.C.

[73] Assignee: **Montres Pequignet SA**, France

[**] Term: **14 Years**

[57] **CLAIM**

[21] Appl. No.: **29/105,663**

The ornamental design for a combined watch and bracelet,
as shown and described.

[22] Filed: **May 28, 1999**

DESCRIPTION

[51] **LOC (7) Cl.** **10-02**

[52] **U.S. Cl.** **D10/32**

[58] **Field of Search** D10/1-40, 122-132;
D11/3-25; 63/1.1, 3, 5, 11; 368/276-277,
280-282, 285

FIG. 1 is a top view of my new combined watch and bracelet
design;

FIG. 2 is a bottom view of the design in FIG. 1;

FIG. 3 is a right top perspective view of the design in FIG.
1;

FIG. 4 is a rear side view of the design of FIG. 1;

FIG. 5 is a right side view of the design of FIG. 1;

FIG. 6 is a front side view of the design in FIG. 1; and,


FIG. 7 is a left side view of the design in FIG. 1.

[56] **References Cited**

U.S. PATENT DOCUMENTS

D. 202,911 11/1965 Beyner D10/30
D. 250,693 1/1979 Perrin D10/39
D. 295,386 4/1988 Miyama D10/30

1 Claim, 2 Drawing Sheets






Fig. 1




Fig. 2



Fig. 3




Fig. 4




Fig. 5




Fig. 6




Fig. 7