



US00D434653S

United States Patent [19] Maguire

[11] **Patent Number: Des. 434,653**

[45] **Date of Patent: ** Dec. 5, 2000**

[54] **POP-UP DISPLAY CD HOLDER**

4,754,914 7/1988 Wischusen, III 229/938

[75] Inventor: **Michael T. Maguire**, Madison, Conn.

Primary Examiner—Mitchell Siegel
Assistant Examiner—Carol Rademaker
Attorney, Agent, or Firm—Melvin I. Stoltz

[73] Assignee: **Structural Graphics LLC**, Essex, Conn.

[57] **CLAIM**

[**] Term: **14 Years**

The ornamental design for a pop-up display CD holder, as shown and described.

[21] Appl. No.: **29/117,229**

[22] Filed: **Jan. 9, 2000**

DESCRIPTION

[51] **LOC (7) Cl.** **14-99**

[52] **U.S. Cl.** **D9/430; D9/414; D9/433**

[58] **Field of Search** D9/337, 414, 430-433; 206/73.6; 229/117.01, 126, 938

FIG. 1 is a perspective view of the pop-up display CD holder in unfolded condition showing my new design; FIG. 2 is a front elevational view thereof; FIG. 3 is a rear elevational view thereof; FIG. 4 is a front elevational view thereof in folded condition; FIG. 5 is a bottom elevational view thereof in folded condition, the top plan view being identical; FIG. 6 is a side elevational view thereof, looking from the right side of FIG. 4; and, FIG. 7 is a side elevational view thereof, looking from the left side of FIG. 4.

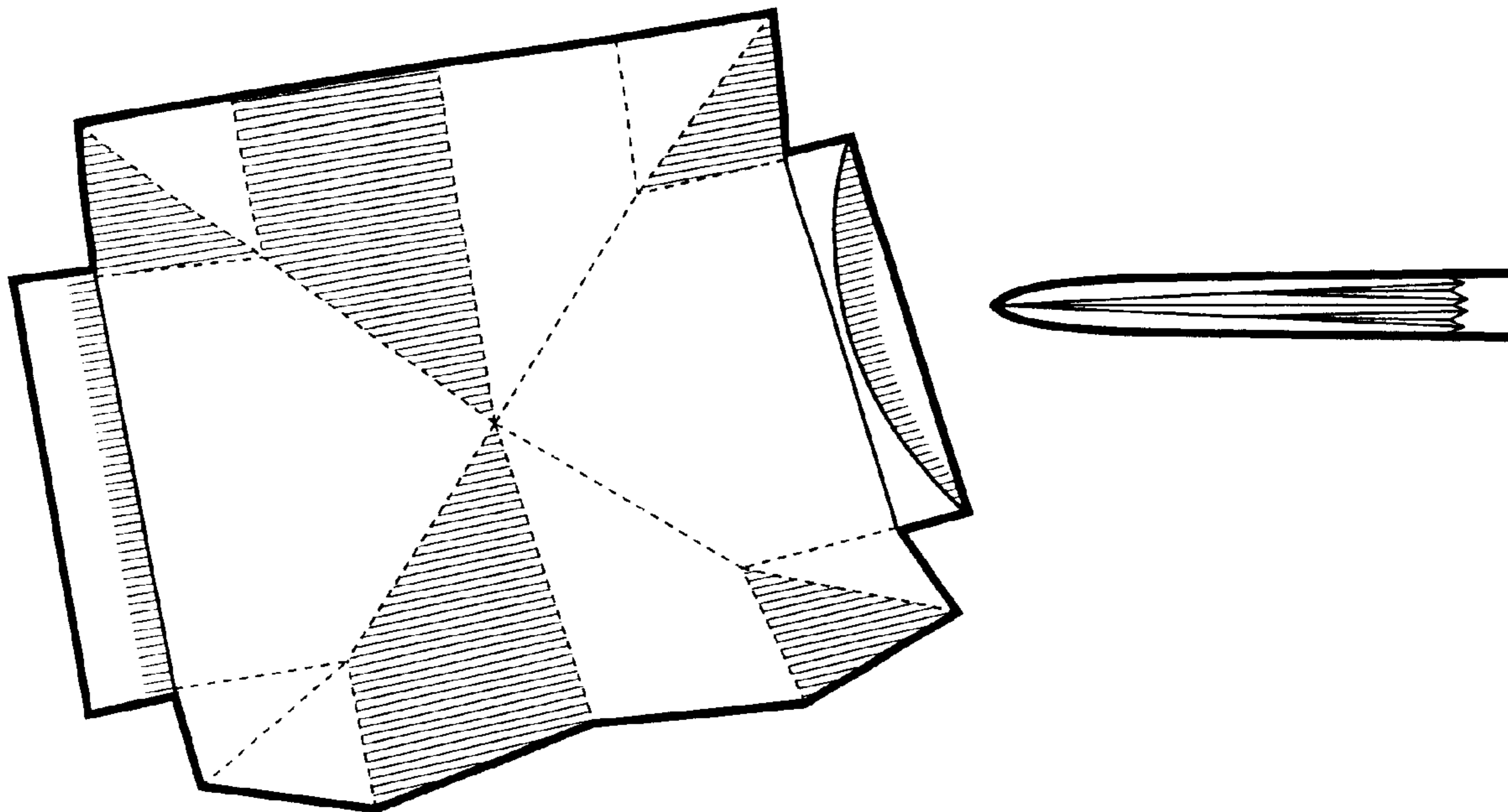
[56] **References Cited**

U.S. PATENT DOCUMENTS

D. 249,022	8/1978	Bamburg et al.	D9/431
D. 406,235	3/1999	Barnes et al.	D9/433
D. 407,307	3/1999	Clinton et al.	D9/431
D. 407,345	3/1999	Clinton et al.	D9/431
4,402,452	9/1983	Kupersmit	229/126

The dotted lines shown in the drawing represent fold lines.

1 Claim, 2 Drawing Sheets



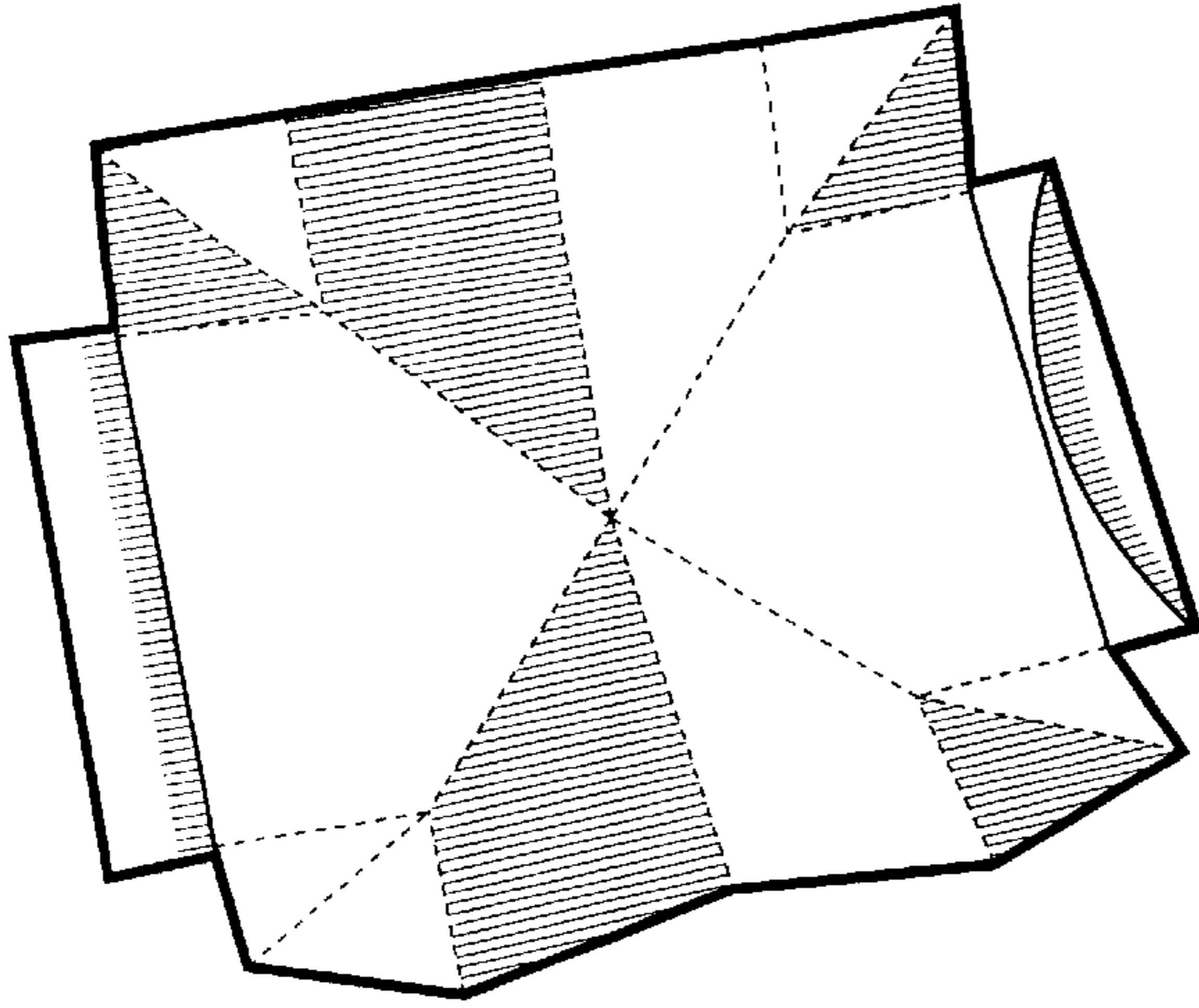


Fig. 1

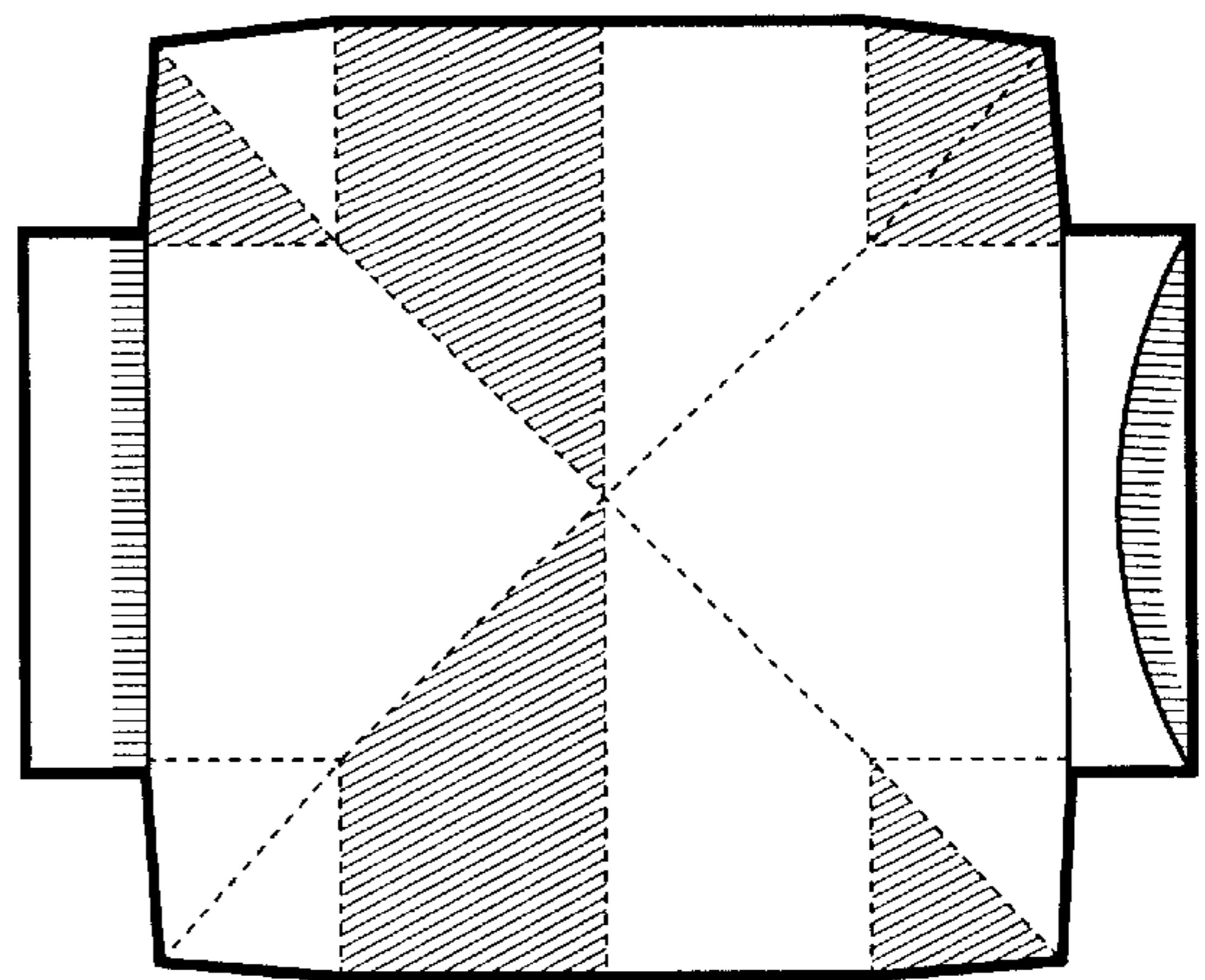


Fig. 2

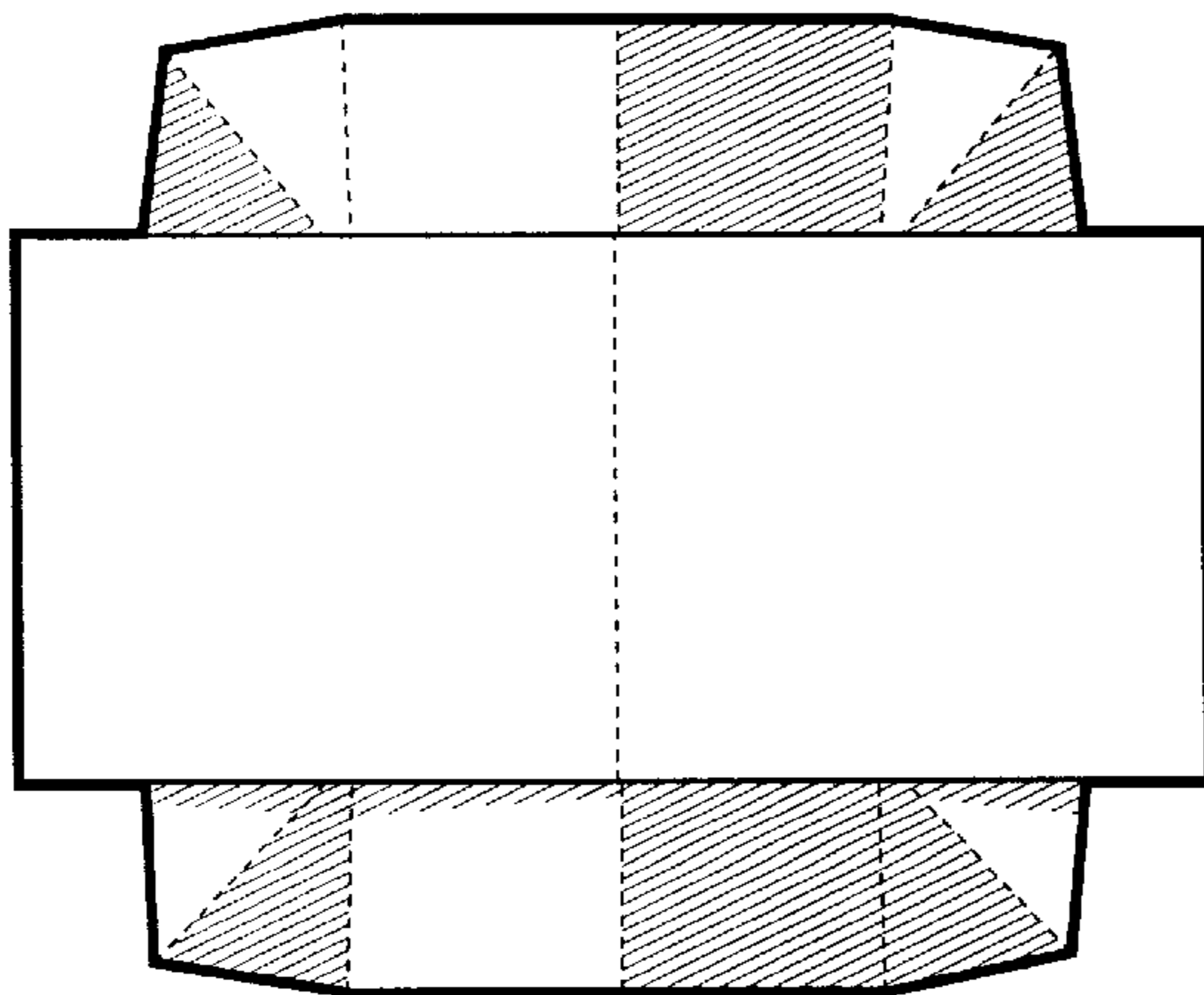


Fig. 3




Fig. 4




Fig. 5



Fig. 7



Fig. 6