



US00D434623S

# United States Patent [19] Cheng

[11] Patent Number: Des. 434,623

[45] Date of Patent: \*\* Dec. 5, 2000

[54] CAN OPENER

[76] Inventor: **Yu-Ying Cheng**, No. 27, Shan-Yueh St.,  
Pu-Lun Village, Hsiu-Shui  
Hsien, Chang-Hua County, Taiwan

[\*\*] Term: **14 Years**

[21] Appl. No.: **29/122,532**

[22] Filed: **Apr. 28, 2000**

[51] LOC (7) Cl. .... **07-99**

[52] U.S. Cl. .... **D8/40**

[58] Field of Search ..... D8/33-43, 18,  
D8/19; 30/400-443; 81/3.07-3.49; 7/151-156,  
118

D. 391,134	2/1998	Laib .....	D8/40
D. 420,265	2/2000	Pierce .....	D8/40
959,220	5/1910	Hoelt .....	215/226
1,267,052	5/1918	Burnett .....	7/151
1,607,620	11/1926	Hansberger .....	81/3.47
2,323,621	7/1943	Penney .....	81/3.55 X
2,430,651	11/1947	Shanahan .....	81/3.55 X
2,514,565	7/1950	Capriccio .....	81/3.55
2,514,566	7/1950	Capriccio .....	7/151 X
4,961,239	10/1990	Boyd, Sr. et al. ....	7/118
5,806,380	9/1998	Wilsey .....	81/3.09

Primary Examiner—Jeffrey Asch  
Attorney, Agent, or Firm—Harrison & Egbert

### [57] CLAIM

I claim the ornamental design for a can opener, as shown and described.

### [56] References Cited

#### U.S. PATENT DOCUMENTS

D. 38,166	8/1906	Hasselbring .....	D8/40
D. 42,368	3/1912	Mossberg .....	D8/18
D. 51,962	4/1918	Januchowsky .....	D8/18
D. 91,635	2/1934	Neumer .....	D8/18
D. 92,795	7/1934	Ebert .....	D8/38
D. 238,411	1/1976	Levenson .....	D8/18
D. 277,635	2/1985	Sherwood .....	D8/18
D. 318,406	7/1991	Gabriele .....	D8/40
D. 343,778	2/1994	Helge .....	D8/40
D. 347,776	6/1994	Brix-Hansen .....	D8/40

### DESCRIPTION

FIG. 1 is an upper perspective view of the can opener showing my design.

FIG. 2 is a front view thereof;

FIG. 3 is a back view thereof;

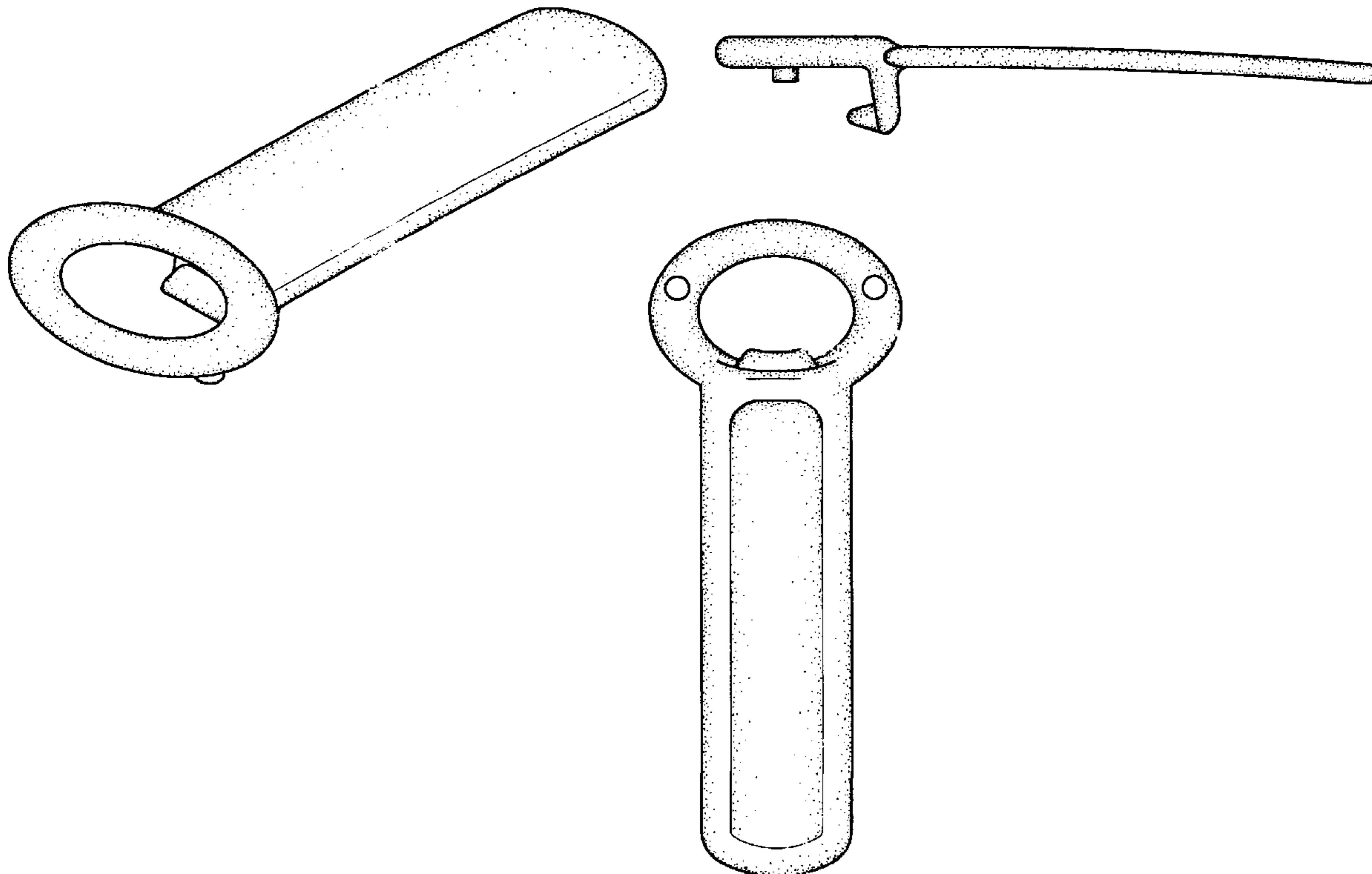
FIG. 4 is a side view thereof;

FIG. 5 is an opposite side view thereof;

FIG. 6 is a top view thereof; and,

FIG. 7 is a bottom view thereof.

**1 Claim, 4 Drawing Sheets**



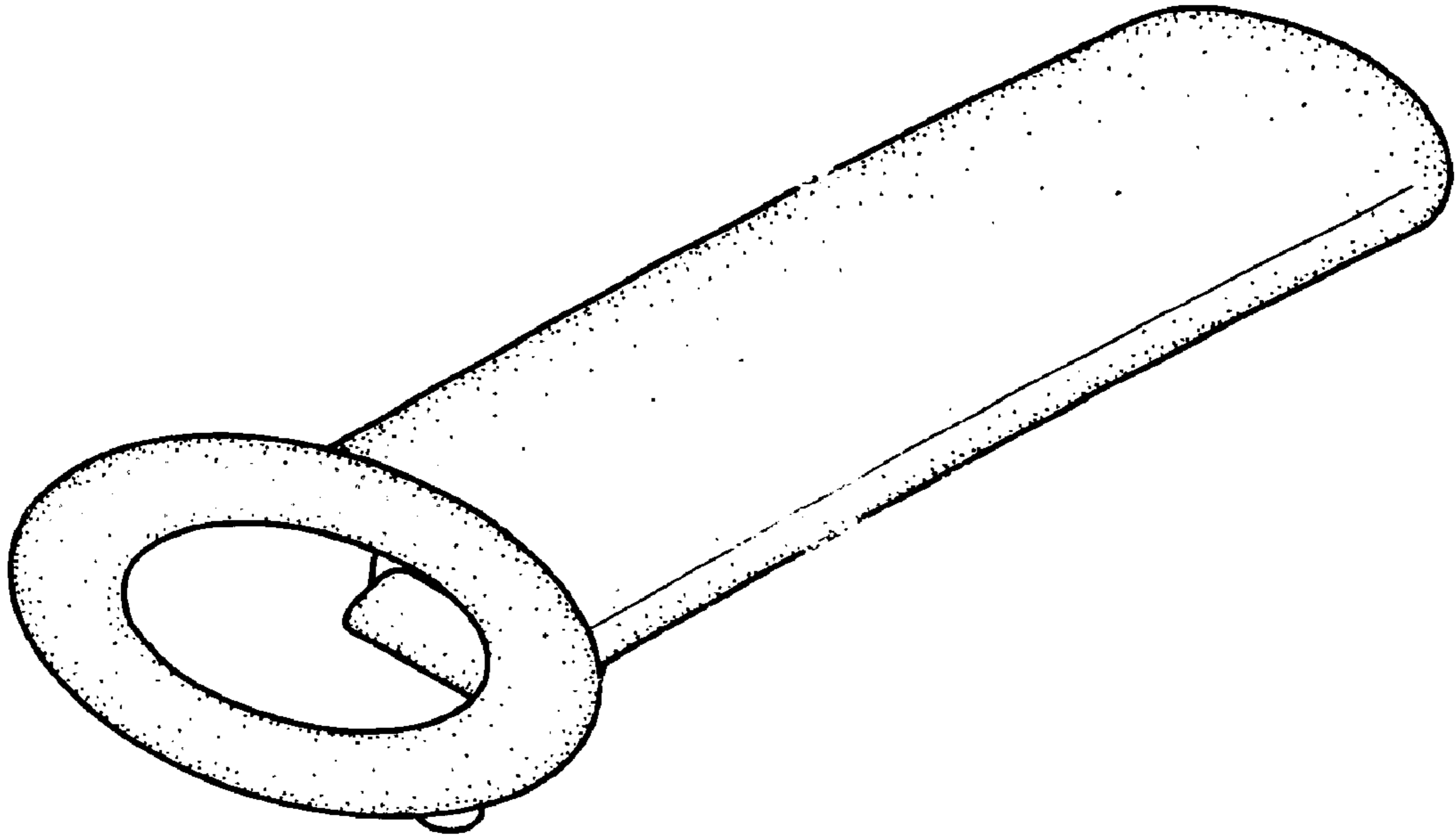


FIG. 1

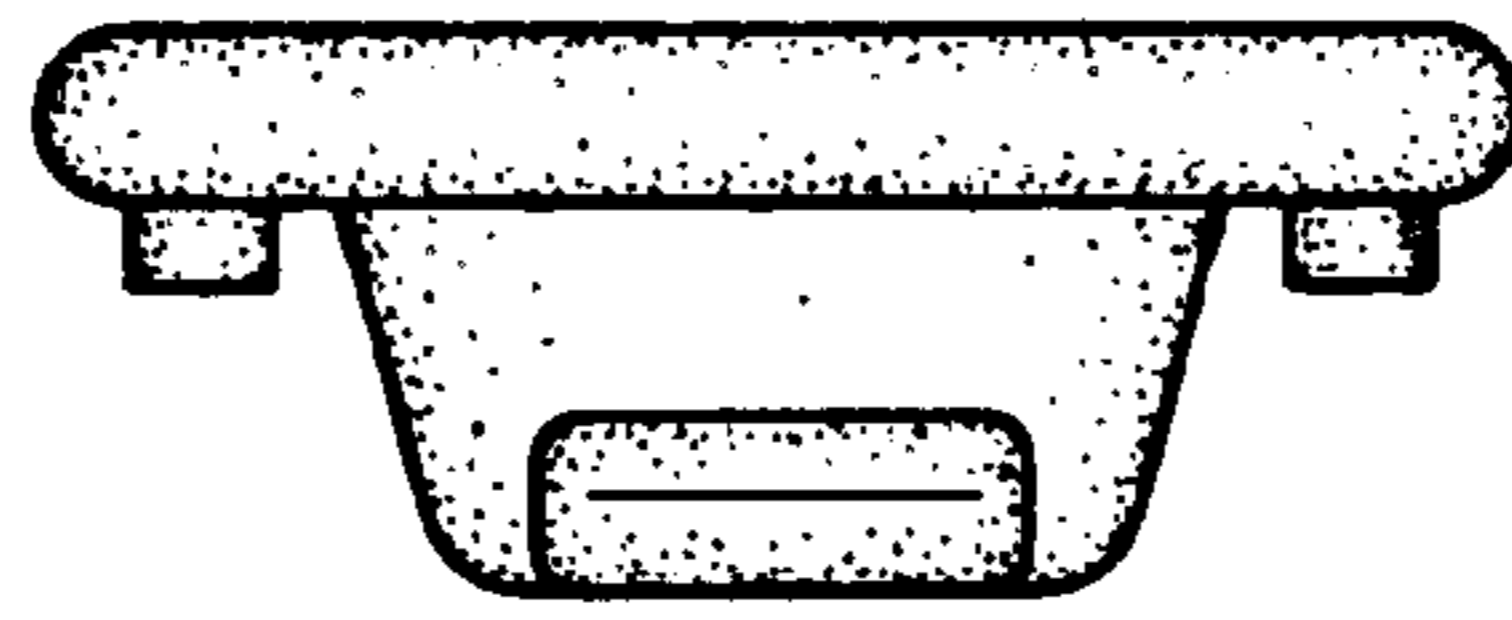


FIG. 2



FIG. 3

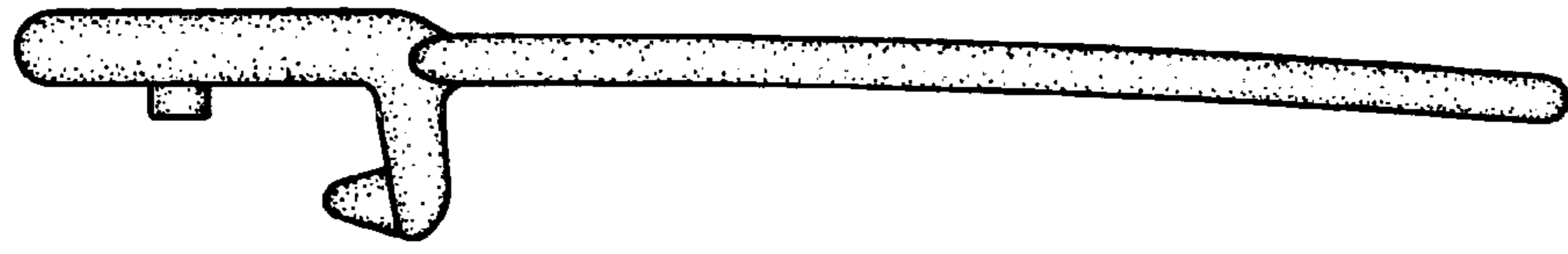


FIG. 4

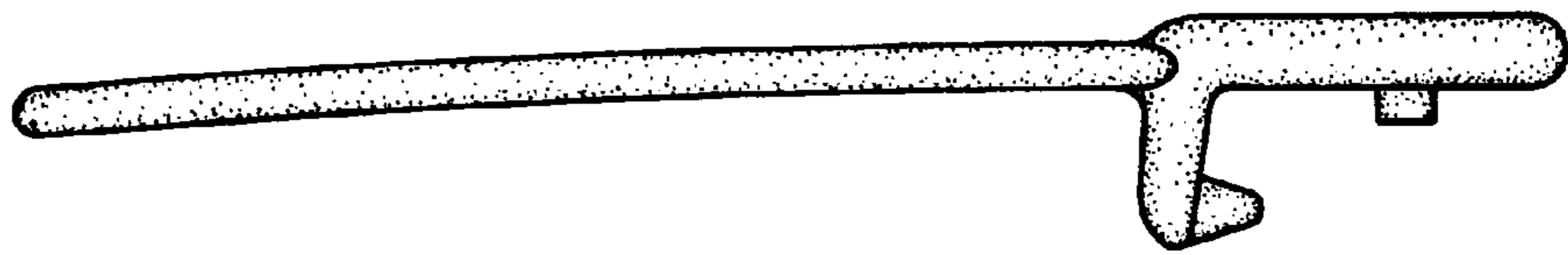


FIG. 5

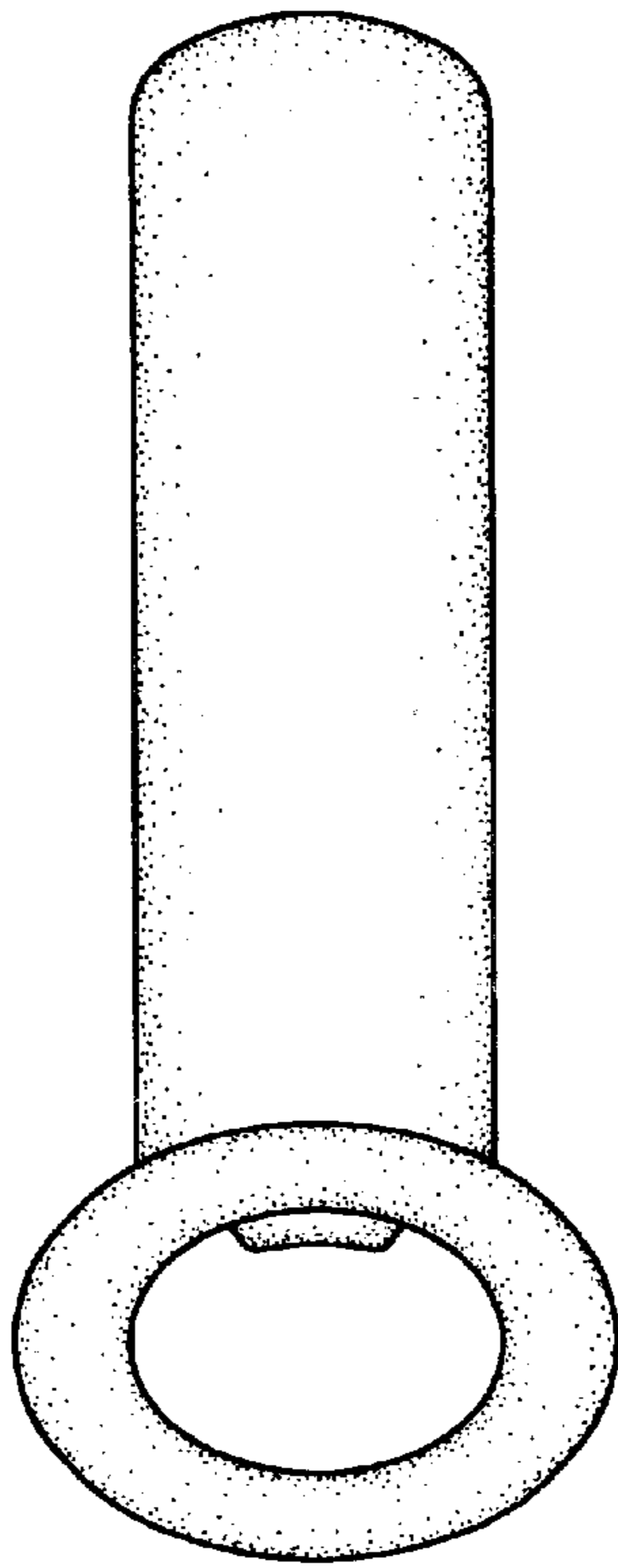


FIG. 6

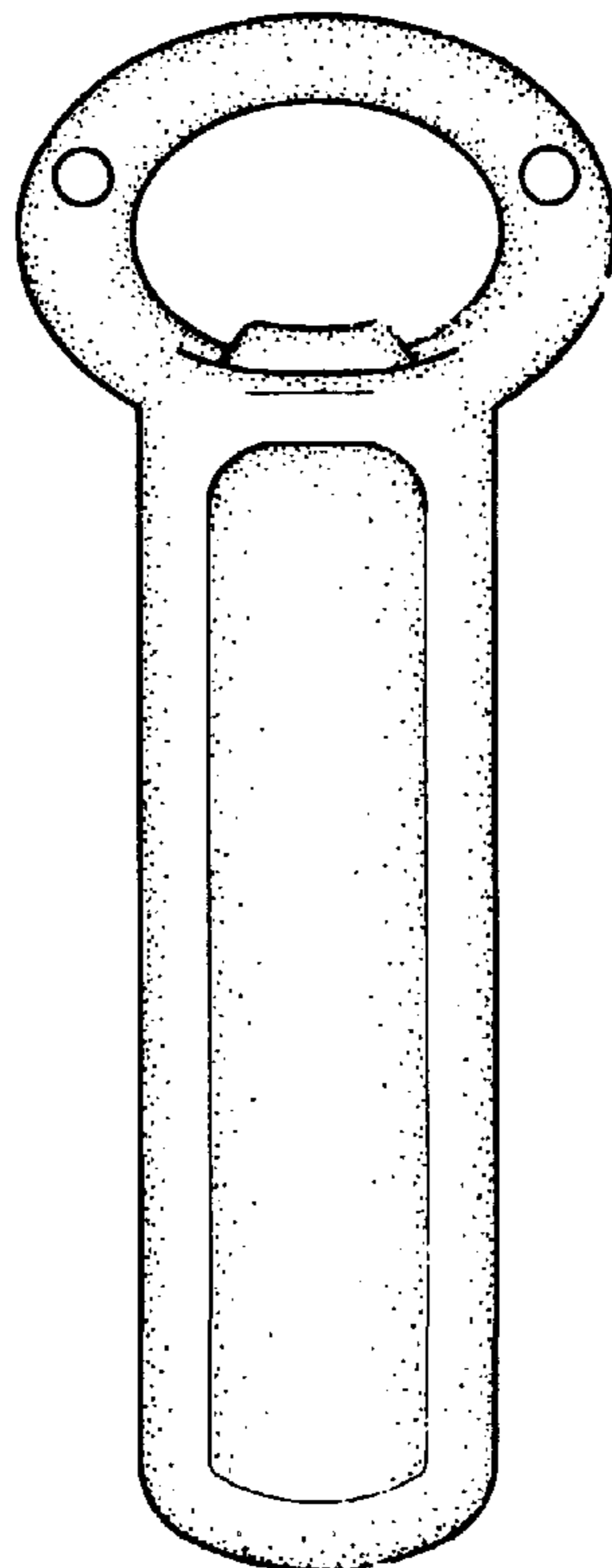


FIG. 7