



US00D434622S

United States Patent [19] Jaynes

[11] **Patent Number: Des. 434,622**

[45] **Date of Patent: ** Dec. 5, 2000**

[54] **ALTERNATOR CLUTCH SERVICE TOOL**

[75] **Inventor: Leonard A Jaynes, New Hudson, Mich.**

[73] **Assignee: DaimlerChrysler Corporation, Auburn Hills, Mich.**

[**] **Term: 14 Years**

[21] **Appl. No.: 29/117,542**

[22] **Filed: Jan. 25, 2000**

[51] **LOC (7) Cl. 08-05**

[52] **U.S. Cl. D8/17**

[58] **Field of Search D8/17, 19, 21-29; 81/124.3, 124.4, 124.7, 125.1, 186**

[56] **References Cited**

U.S. PATENT DOCUMENTS

- D. 24,290 5/1895 Tilston .
- D. 103,579 3/1937 McNaught .
- D. 104,869 6/1937 McNaught .
- D. 257,383 10/1980 Davenport D8/19
- D. 278,201 4/1985 Koepke D8/21
- D. 334,693 4/1993 Burke D18/17

- 1,352,764 9/1920 Severn .
- 1,495,468 5/1924 Woerpel 81/124.3
- 5,259,281 11/1993 Burke .
- 5,732,605 3/1998 Mann .
- 5,806,380 9/1998 Wilsey 81/125.1

Primary Examiner—Raphael Barkai
Attorney, Agent, or Firm—Lawrence J. Shurupoff

[57] **CLAIM**

The ornamental design for an alternator clutch service tool, as shown and described.

DESCRIPTION

FIG. 1 is a front perspective view of an alternator clutch service tool showing my new design.

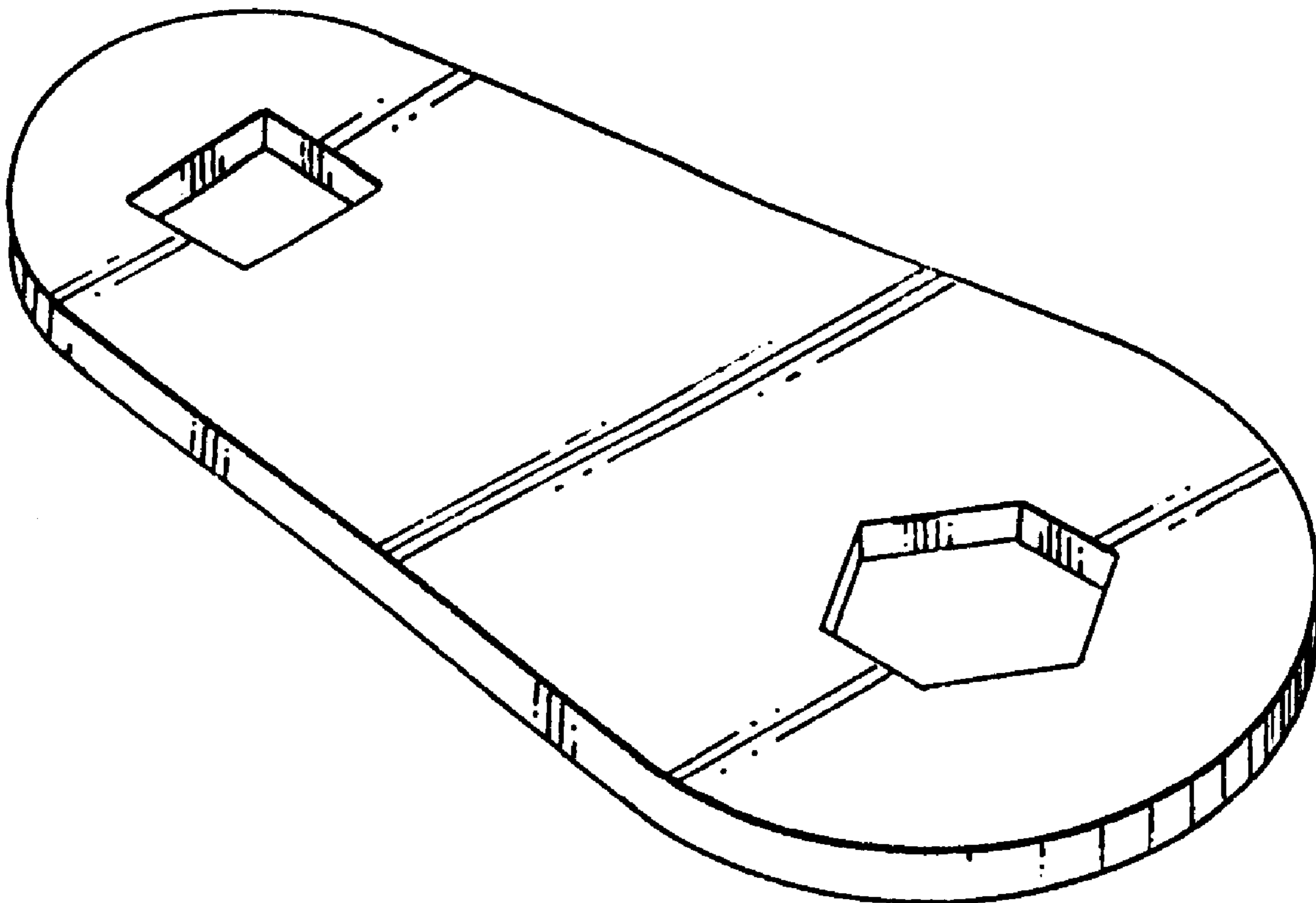
FIG. 2 is a top view of the alternator clutch service tool shown in FIG. 1.

FIG. 3 is a side elevational view of the alternator clutch service tool shown in FIG. 1.

FIG. 4 is a side elevational view of a second side of the alternator clutch service tool shown in FIG. 1; and,

FIG. 5 is a side elevational view of a third side of the alternator clutch service tool shown in FIG. 1.

1 Claim, 1 Drawing Sheet



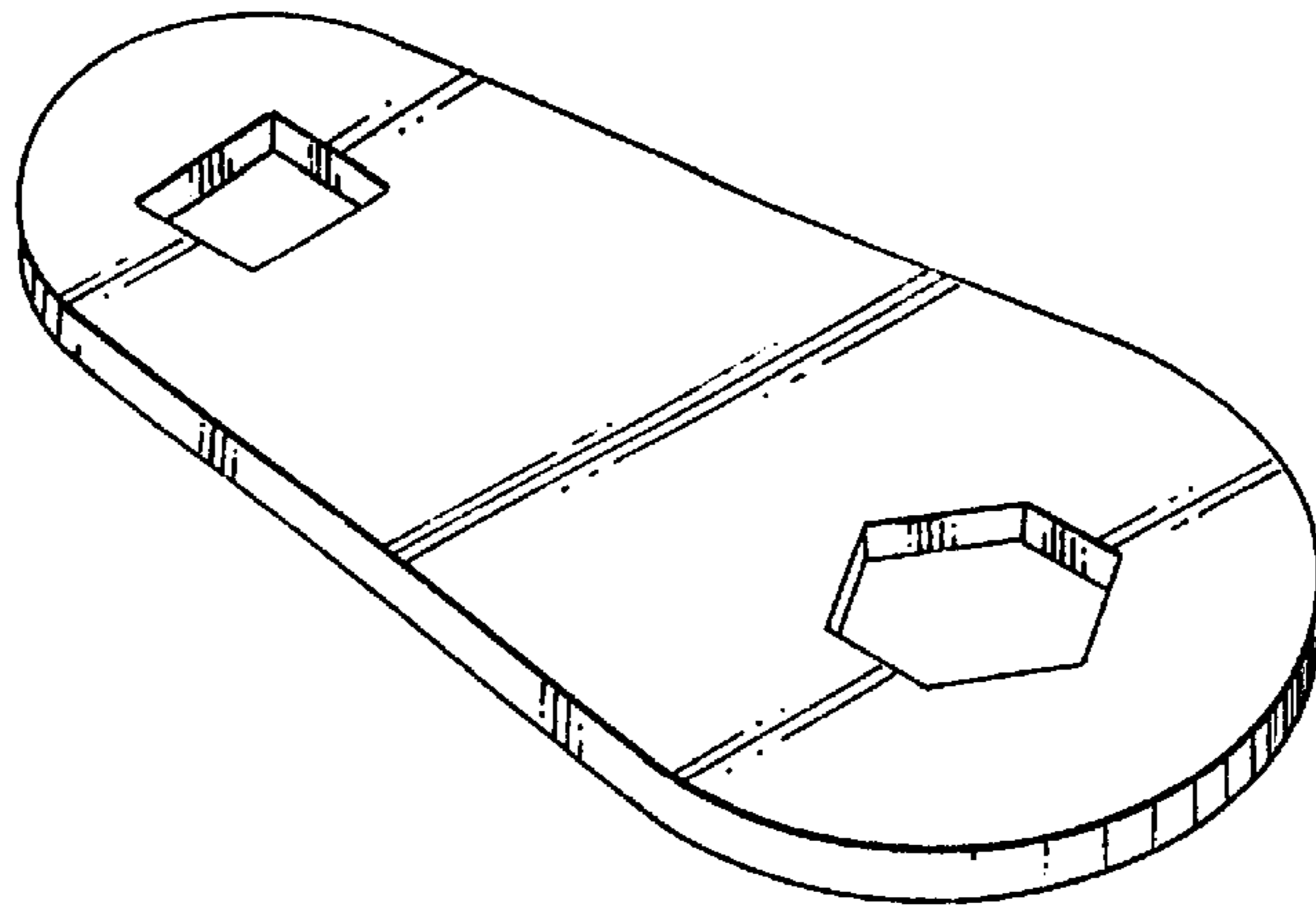


FIG. 1



FIG. 3

FIG. 2

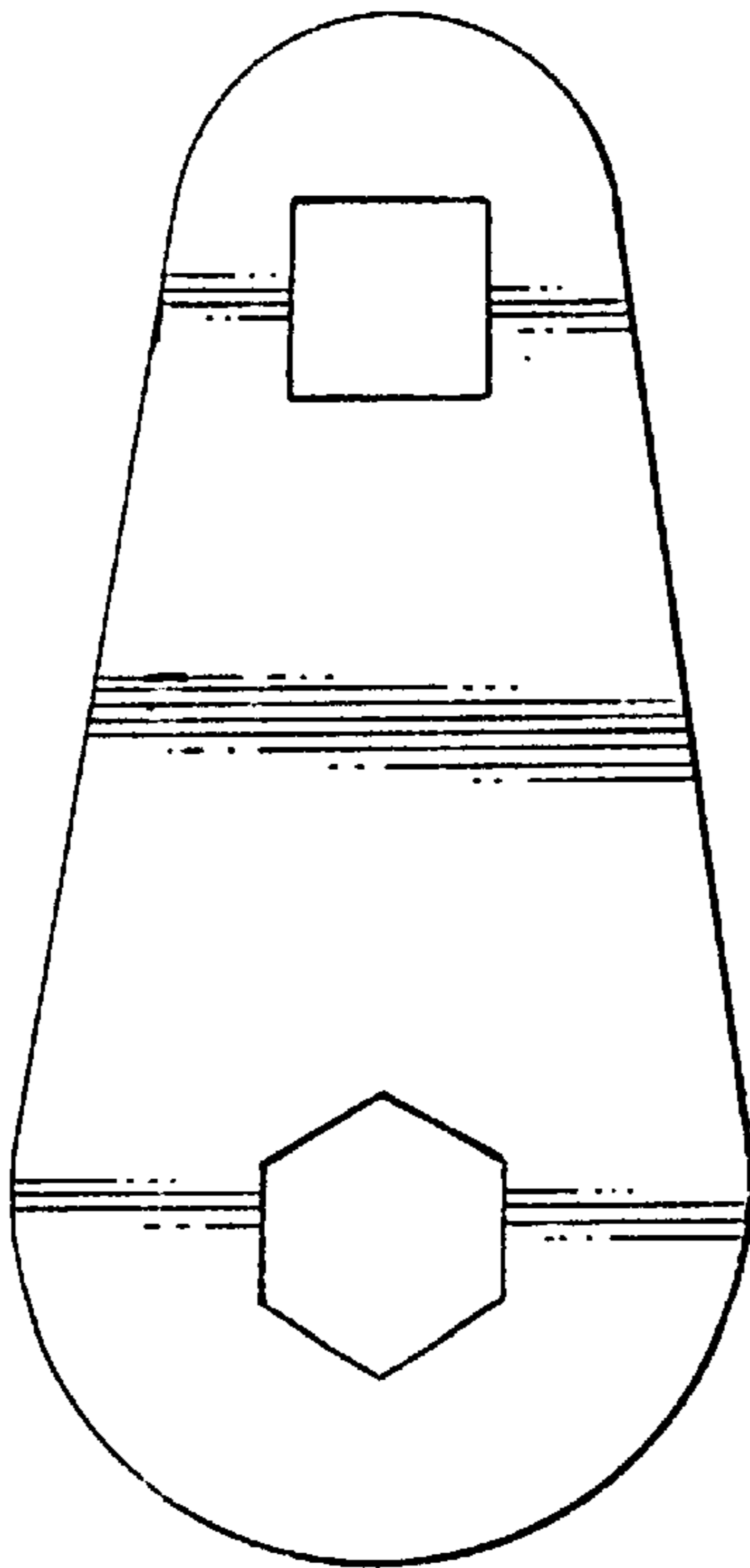


FIG. 5




FIG. 4

