

US00D434618S

**United States Patent** [19]  
**Yu**

[11] **Patent Number: Des. 434,618**

[45] **Date of Patent: \*\* Dec. 5, 2000**

[54] **CHOPPING BOARD**

D. 379,574 6/1997 Jeppesen et al. .... D7/698

[76] Inventor: **Mei-Hsin Yu**, P.O. Box 23-487,  
Changhua City 500, Taiwan

**OTHER PUBLICATIONS**

Home Furnishings Daily; p. 12; Thursday Apr. 25, 1974;  
Round wood cutting board, middle of page; by National  
Silver.

[\*\*] Term: **14 Years**

Home Furnishings Daily; p. 88 Sep. 10, 1984; Round  
Cutting boards numbered 4 & 5, middle left panel.

[21] Appl. No.: **29/102,488**

[22] Filed: **Mar. 25, 1999**

*Primary Examiner*—Caron D. Veynar

[30] **Foreign Application Priority Data**

Jul. 16, 1998 [TW] Taiwan ..... 87305180

[57] **CLAIM**

[51] **LOC (7) Cl.** ..... **07-04**

[52] **U.S. Cl.** ..... **D7/698**

The ornamental design for a chopping board, as shown and  
described.

[58] **Field of Search** ..... D7/698, 667; 269/54.5,  
269/289 R, 291, 302.1, 303, 315, 900,  
901

**DESCRIPTION**

[56] **References Cited**

**U.S. PATENT DOCUMENTS**

- D. 244,169 5/1977 Barnsley ..... D7/698
- D. 292,366 10/1987 Kuether et al. .... D7/698 X
- D. 304,277 10/1989 Wolff et al. .... D7/698
- D. 314,891 2/1991 Sata ..... D7/698
- D. 353,080 12/1994 Cantereels et al. .... D7/698 X

FIG. 1 is a front elevational view of a chopping board  
showing my new design, the rear elevation view is a mirror  
image thereof;

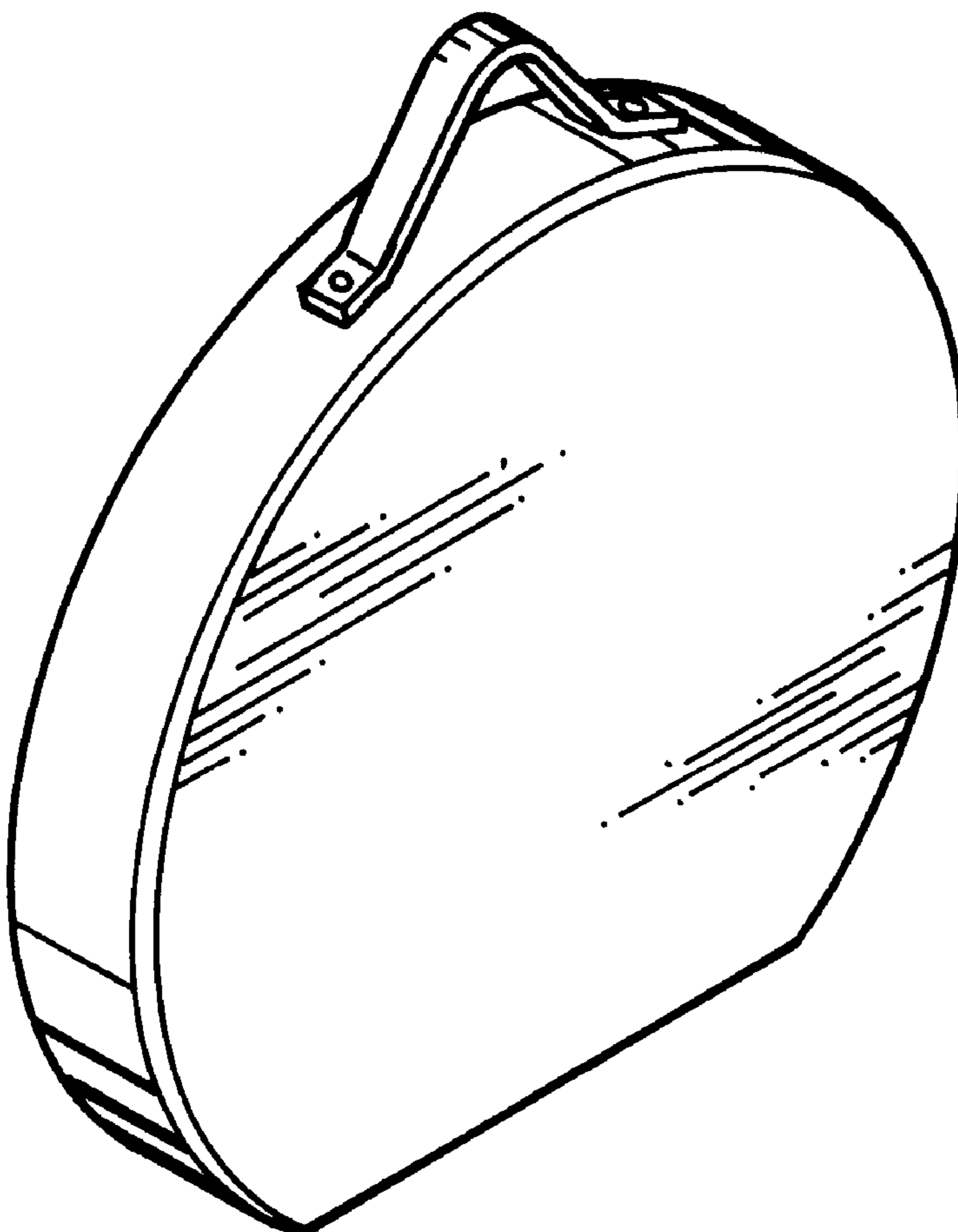
FIG. 2 is a right side view thereof, the left side view is a  
mirror mage thereof;

FIG. 3 is a top plan view thereof;

FIG. 4 is a bottom plan view thereof; and,

FIG. 5 is a perspective view thereof.

**1 Claim, 4 Drawing Sheets**



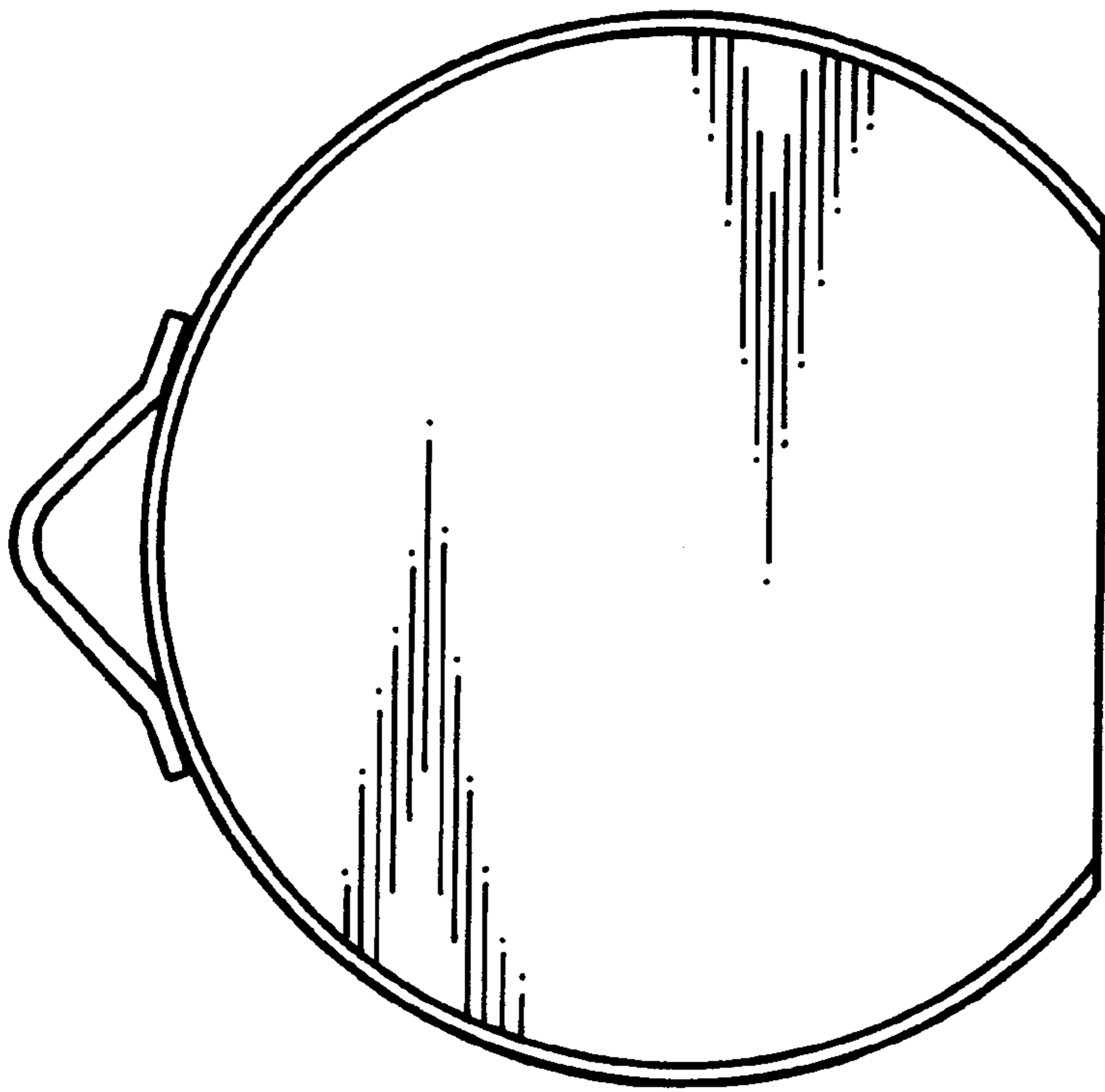


FIG 1

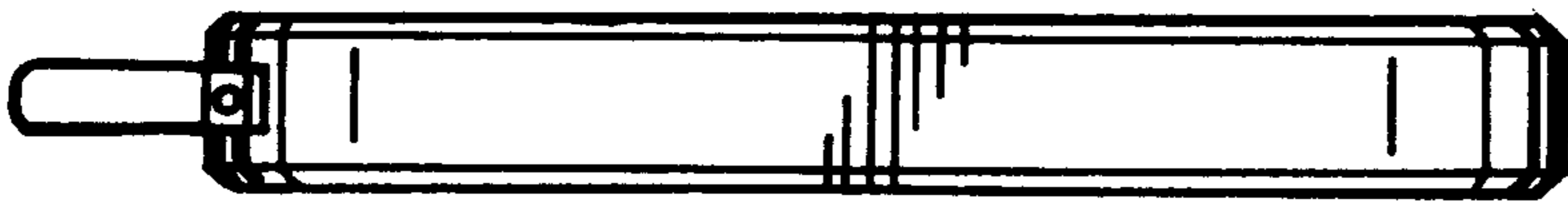


FIG 2

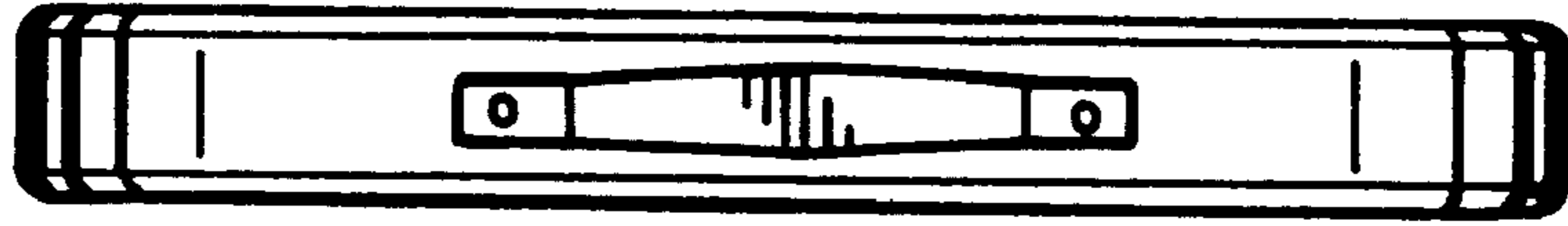


FIG 3

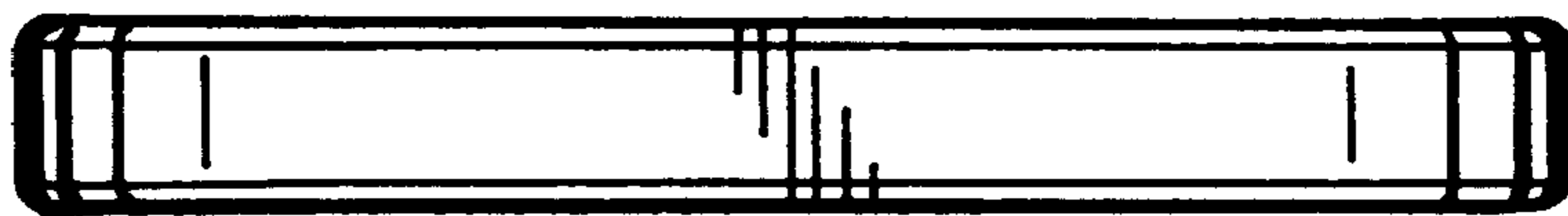


FIG 4

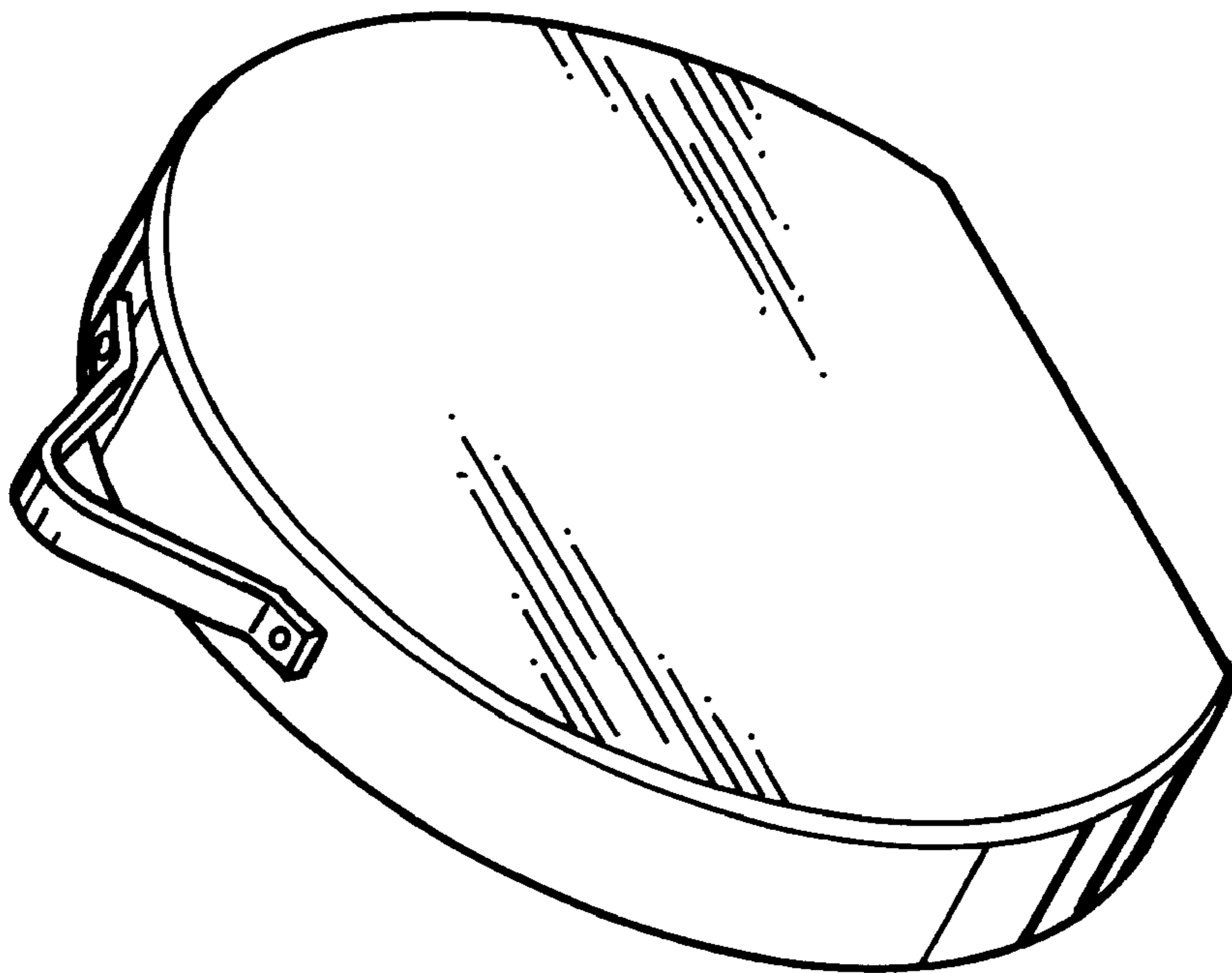


FIG 5