



US00D434616S

**United States Patent** [19]  
**Joergensen**

[11] **Patent Number: Des. 434,616**

[45] **Date of Patent: \*\* Dec. 5, 2000**

[54] **KNIFE**

D. 202,892 11/1965 Centa ..... D7/649  
D. 403,559 1/1999 Terenzio ..... D7/650

[75] Inventor: **Carsten Joergensen**, St. Niklausen,  
Switzerland

[73] Assignee: **PI-Design AG**, Triengen, Switzerland

[\*\*] Term: **14 Years**

*Primary Examiner*—Caron D. Veynar  
*Attorney, Agent, or Firm*—Gary M. Nath; Gregory B. Kang;  
Nath & Associates

[21] Appl. No.: **29/093,421**

[22] Filed: **Sep. 10, 1998**

[57] **CLAIM**

The ornamental design for a knife, as shown and described.

[30] **Foreign Application Priority Data**

Mar. 17, 1998 [DK] Denmark ..... MA 1998 00280

[51] **LOC (7) Cl.** ..... **07-03**

[52] **U.S. Cl.** ..... **D7/650**

[58] **Field of Search** ..... D7/642, 649, 650,  
D7/652, 401.2; 30/147-150, 329, 340, 342,  
345

**DESCRIPTION**

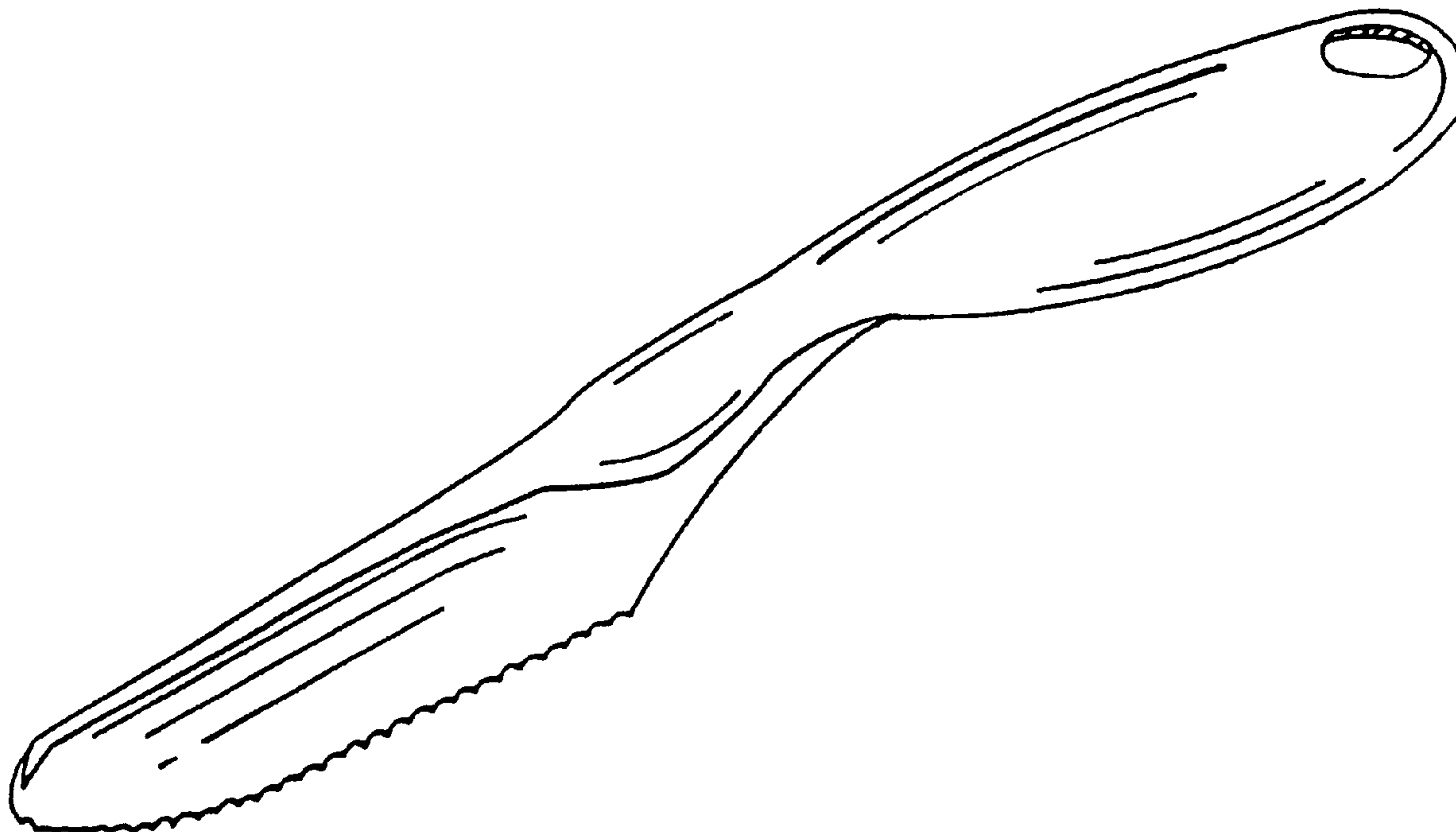
FIG. 1 is an oblique perspective view of the knife;  
FIG. 2 is a right side view of the knife, as shown in FIG. 1;  
FIG. 3 is a left side view of the knife;  
FIG. 4 is a front side view of the knife;  
FIG. 5 is a back side view of the knife;  
FIG. 6 is a top view of the knife; and,  
FIG. 7 is a bottom view of the knife.

[56] **References Cited**

**U.S. PATENT DOCUMENTS**

D. 181,942 1/1958 Olson ..... D7/649

**1 Claim, 7 Drawing Sheets**






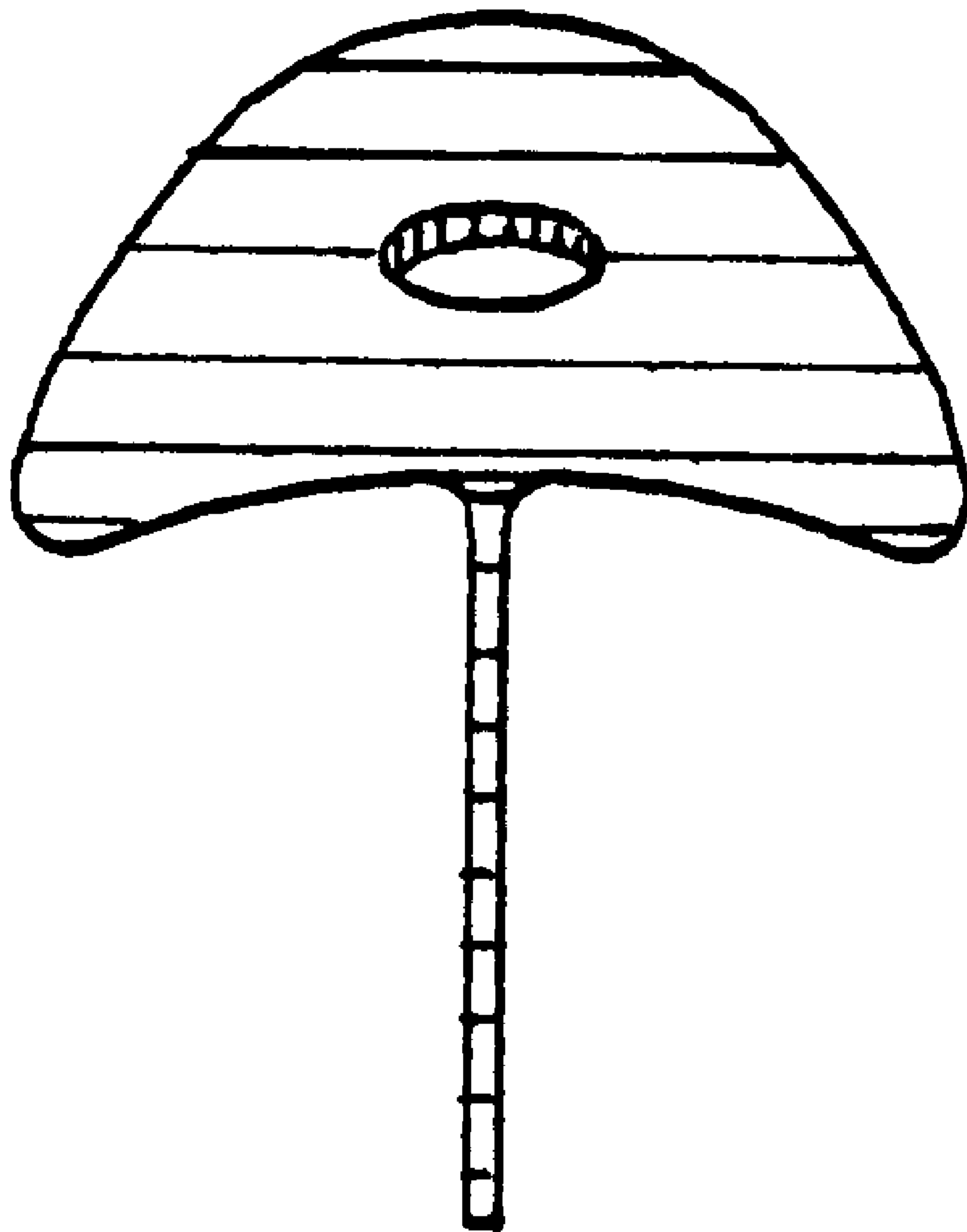
FIG. 1



**FIG. 2**

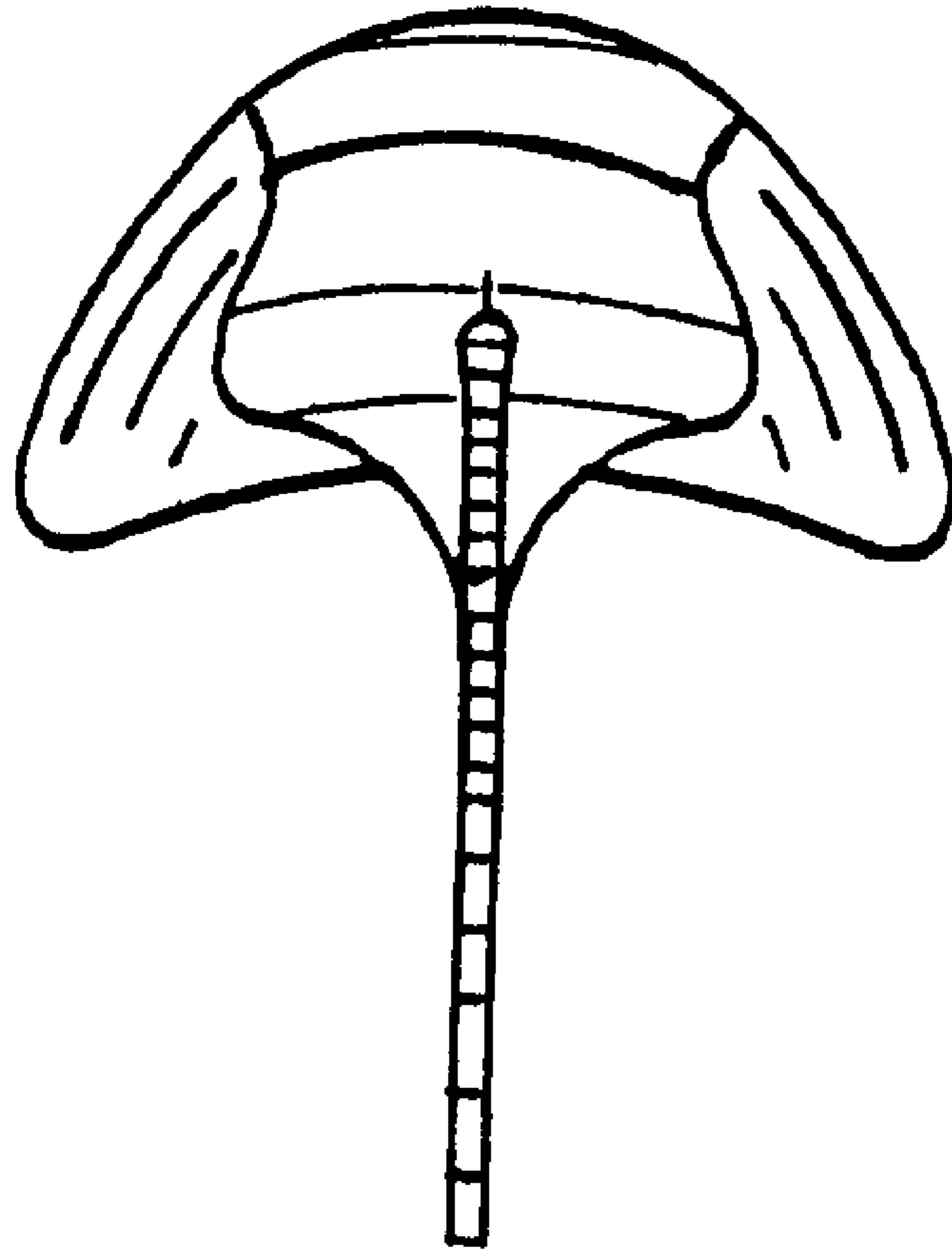


**FIG. 3**



**FIG. 4**

---



**FIG. 5**

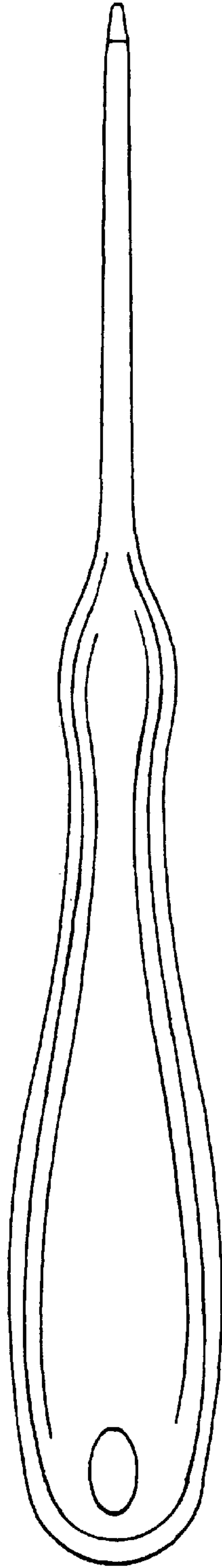


FIG. 6

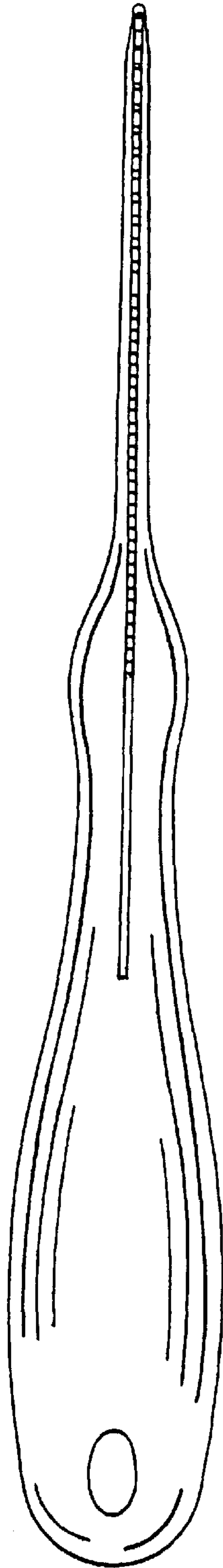


FIG. 7