

US00D434598S

# United States Patent [19]

Goodman et al.

[11] Patent Number: **Des. 434,598**

[45] Date of Patent: **\*\* Dec. 5, 2000**

[54] TRIVET

[75] Inventors: **Sheldon H. Goodman**, 30905 Stratford, Solon, Ohio 44139; **Brian Stelmarski**, Mayfield Heights, Ohio

[73] Assignee: **Sheldon H. Goodman**, Solon, Ohio

[\*\*] Term: **14 Years**

[21] Appl. No.: **29/122,143**

[22] Filed: **Apr. 19, 2000**

[51] LOC (7) Cl. .... **07-99**

[52] U.S. Cl. .... **D7/388**

[58] Field of Search ..... D7/388, 403, 409; D6/403; D11/143-156, 164; 47/39, 44; 99/440, 335, 415, 417, 426, 448, 442, 445; 206/423; 248/278

[56]

### References Cited

#### U.S. PATENT DOCUMENTS

D. 404,964	2/1999	Goodman et al. ....	D7/388
D. 405,290	2/1999	Hollinger .....	D7/388
5,934,185	2/1999	Sonnier .....	99/440

*Primary Examiner*—Antoine Duval Davis  
*Attorney, Agent, or Firm*—Pearne & Gordon LLP

[57]


### CLAIM

The ornamental design for a trivet, as shown and described.

### DESCRIPTION

FIG. 1 is a top, front and side perspective view of a trivet showing our new design;  
FIG. 2 is a top plan view thereof;  
FIG. 3 is a bottom plan view thereof; and,  
FIG. 4 is a side elevational view thereof.

**1 Claim, 1 Drawing Sheet**






Fig.1




Fig.2




Fig.3

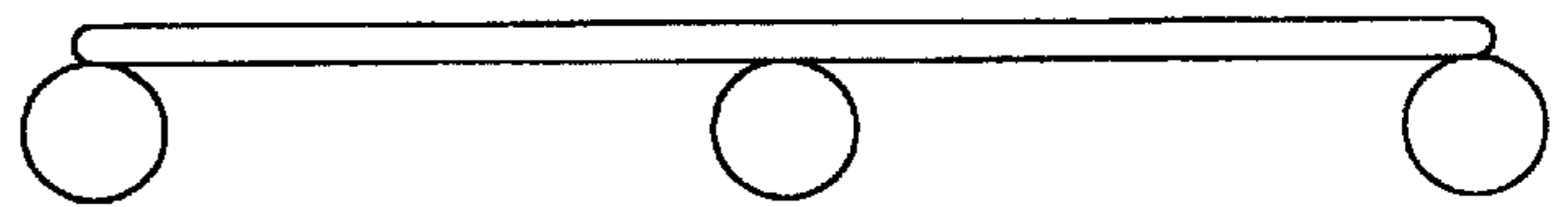


Fig.4