



US00D434581S

United States Patent [19]
Spann, Jr.

[11] **Patent Number: Des. 434,581**

[45] **Date of Patent: ** Dec. 5, 2000**

[54] **CABINET FOR A WATER COOLER**

[76] Inventor: **Joe D. Spann, Jr.**, 22713 Millard Ave.,
Richton Park, Ill. 60471-2530

[**] Term: **14 Years**

[21] Appl. No.: **29/121,566**

[22] Filed: **Apr. 10, 2000**

[51] **LOC (7) Cl.** **06-04**

[52] **U.S. Cl.** **D6/445; D6/490**

[58] **Field of Search** D6/396, 432-498;
D7/306; D23/201; 232/43.2, 43.5; 312/204

[56] **References Cited**

U.S. PATENT DOCUMENTS

- D. 48,360 1/1916 Bargreen .
- D. 49,940 11/1916 Stern .
- D. 81,087 5/1930 Dyer .
- D. 96,259 7/1935 Karper .
- D. 221,089 7/1971 Bergman D6/448
- D. 240,684 7/1976 Zagaroll D6/445
- D. 251,299 3/1979 Neel .
- D. 316,003 4/1991 Clevenger .
- D. 317,544 6/1991 Bermingham .
- D. 323,253 1/1992 Powell D6/440

- D. 374,571 10/1996 Paus D6/445
- D. 383,278 9/1997 Jennings D6/432 X
- D. 416,708 11/1999 Walker et al. D6/432 X
- 992,921 5/1911 Stevens .
- 5,645,331 7/1997 Eddy et al. 312/204 X

Primary Examiner—Cathron B. Matta
Attorney, Agent, or Firm—John G. Premo, Esq.

[57] **CLAIM**

The ornamental design for a cabinet for a water cooler, as shown and described.

DESCRIPTION

FIG. 1 is a perspective view of a cabinet for a water cooler showing my new design.

FIG. 2 is a front elevational view thereof.

FIG. 3 is a right side elevational view thereof.

FIG. 4 is a rear elevational view thereof.

FIG. 5 is a left side elevational view thereof.

FIG. 6 is a top plan view thereof; and,

FIG. 7 is a perspective view thereof, showing the lid removed and the doors in the open position.

The surfaces or portions of the article not shown in the drawing or described in the specification form no part of the claimed design.

1 Claim, 4 Drawing Sheets




FIG. 1




FIG. 2

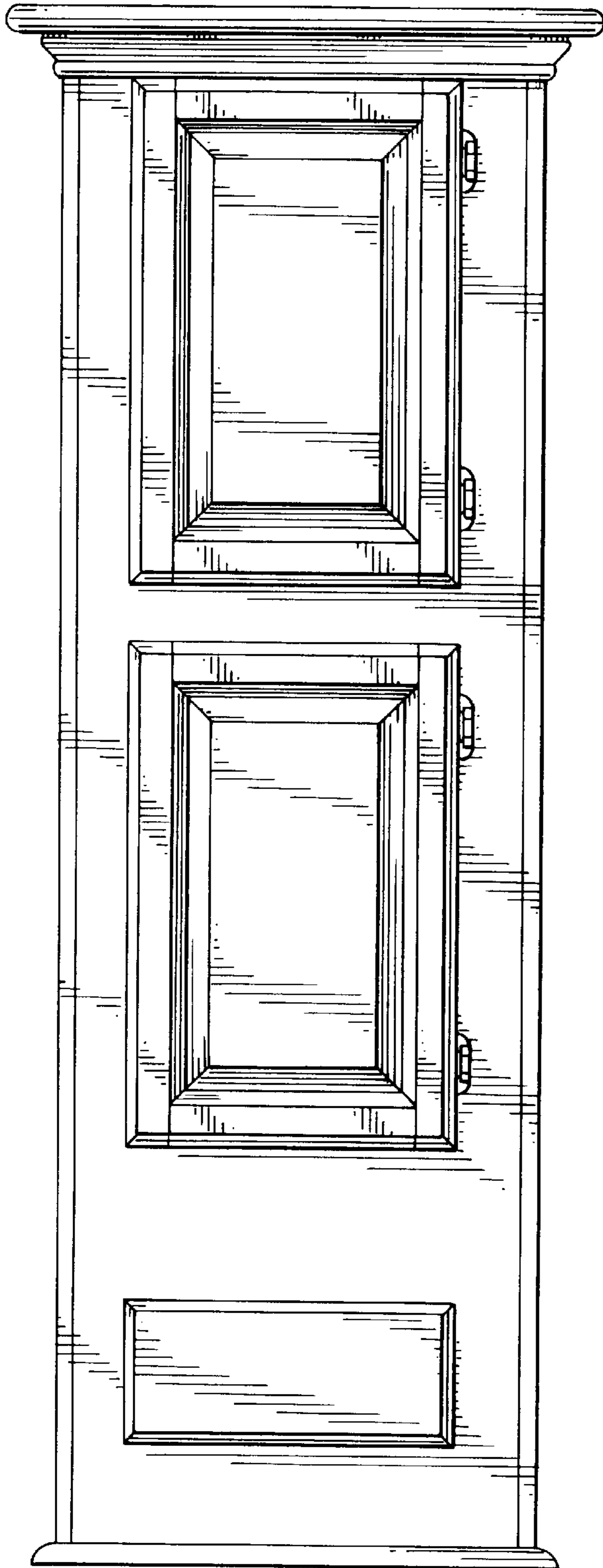


FIG. 3

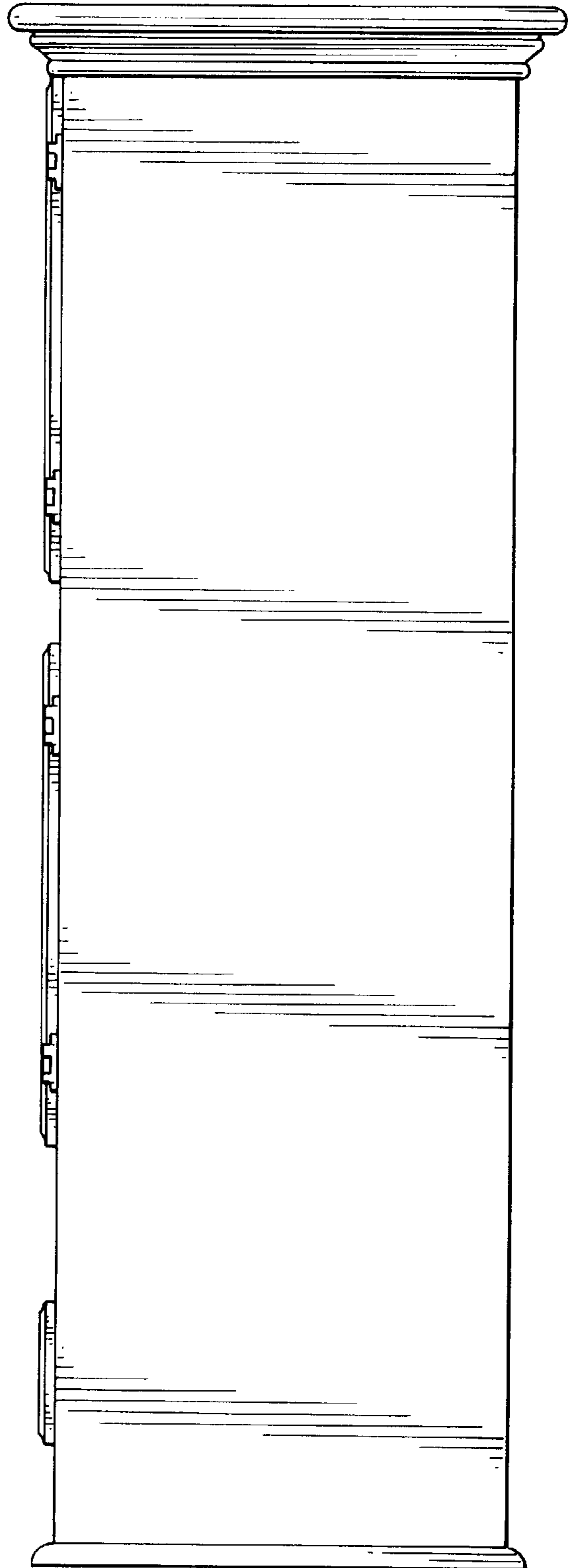


FIG. 4

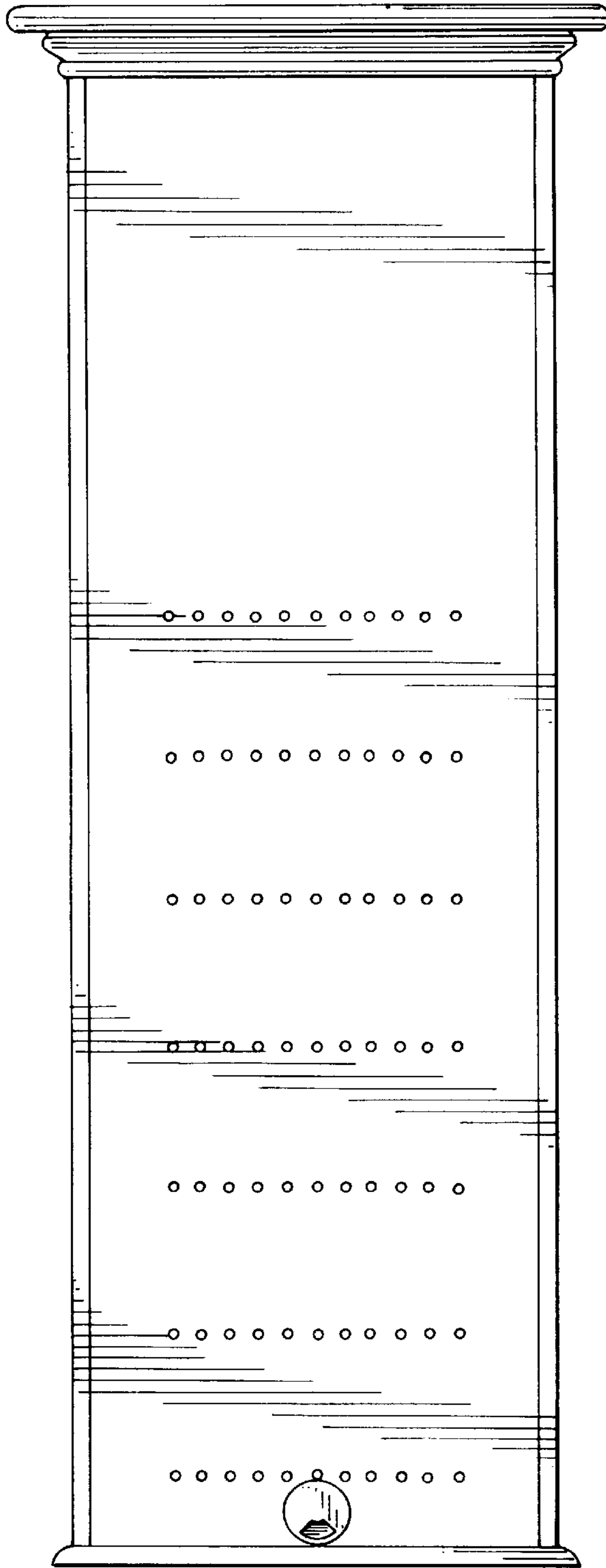


FIG. 5

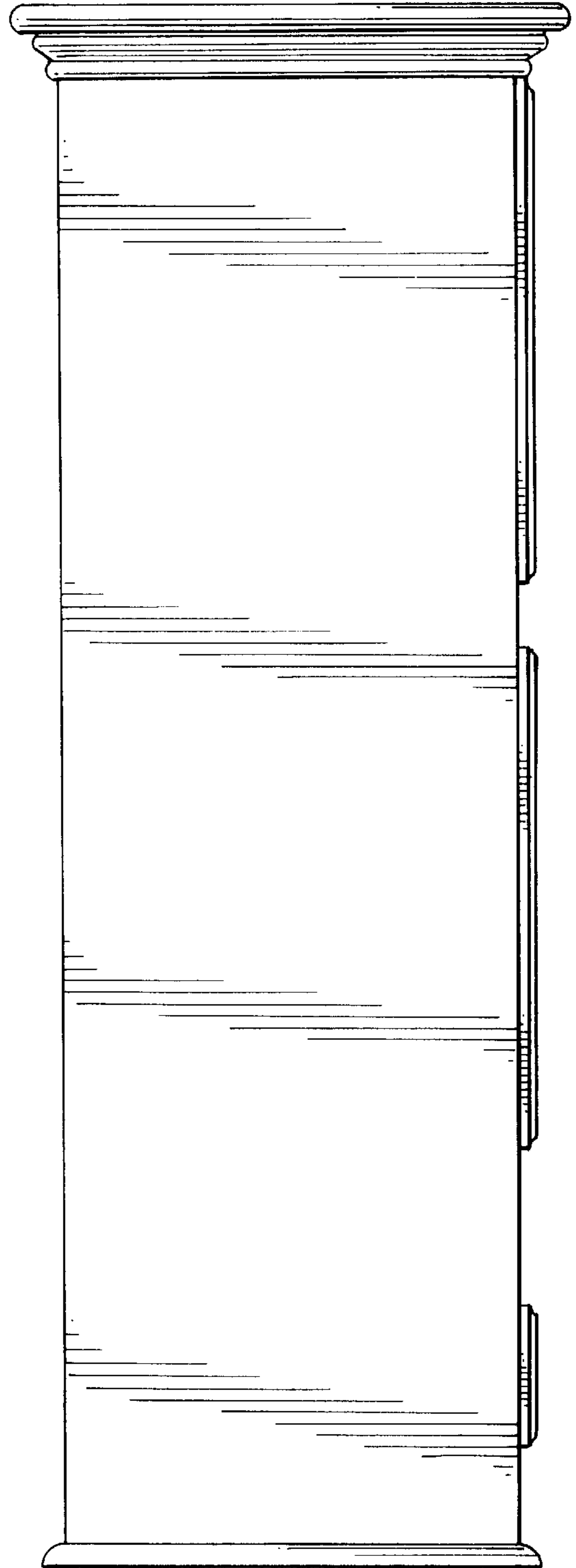


FIG. 6




FIG. 7

