

US00D434565S

United States Patent [19] Bojar

[11] Patent Number: Des. 434,565

[45] Date of Patent: ** Dec. 5, 2000

[54] **TOOTH BRUSH HEAD**

[76] Inventor: **James A. Bojar**, 2524 Pasadena Blvd.,
Wauwatosa, Wis. 53226

[**] Term: **14 Years**

[21] Appl. No.: **29/121,490**

[22] Filed: **Apr. 10, 2000**

[51] **LOC (7) Cl.** **04-02**

[52] **U.S. Cl.** **D4/112**

[58] **Field of Search** D4/104-112, 130,
D4/132, 134; 15/22.1, 110, 159.1, 160,
167.1, 167.2, 186, 187, 191.1, 192, 193,
DIG. 5, DIG. 6; 132/308; 601/139, 141

[56] **References Cited**

U.S. PATENT DOCUMENTS

164,353	6/1875	Wayne	15/167.1
D. 329,946	10/1992	Curtis et al.	D4/104
D. 370,564	6/1996	Moskovich	D4/105
D. 403,510	1/1999	Menke et al.	D4/104
1,753,290	4/1930	Graves	15/167.1
2,168,964	8/1939	Strasser	15/167.1
2,618,801	11/1952	Hibbs	15/167.1
2,819,482	1/1958	Applegate	15/110
3,722,020	3/1973	Hills	15/167.1
3,941,424	3/1976	Balamuth et al.	15/22.1 X
5,335,389	8/1994	Curtis et al.	15/167.1
5,570,487	11/1996	Schneider	15/167.1

Primary Examiner—Alan P. Douglas
Assistant Examiner—Lavone Tabor

Attorney, Agent, or Firm—Robert T. Johnson

[57] **CLAIM**

I claim the ornamental design for a tooth brush head, as shown and described.

DESCRIPTION

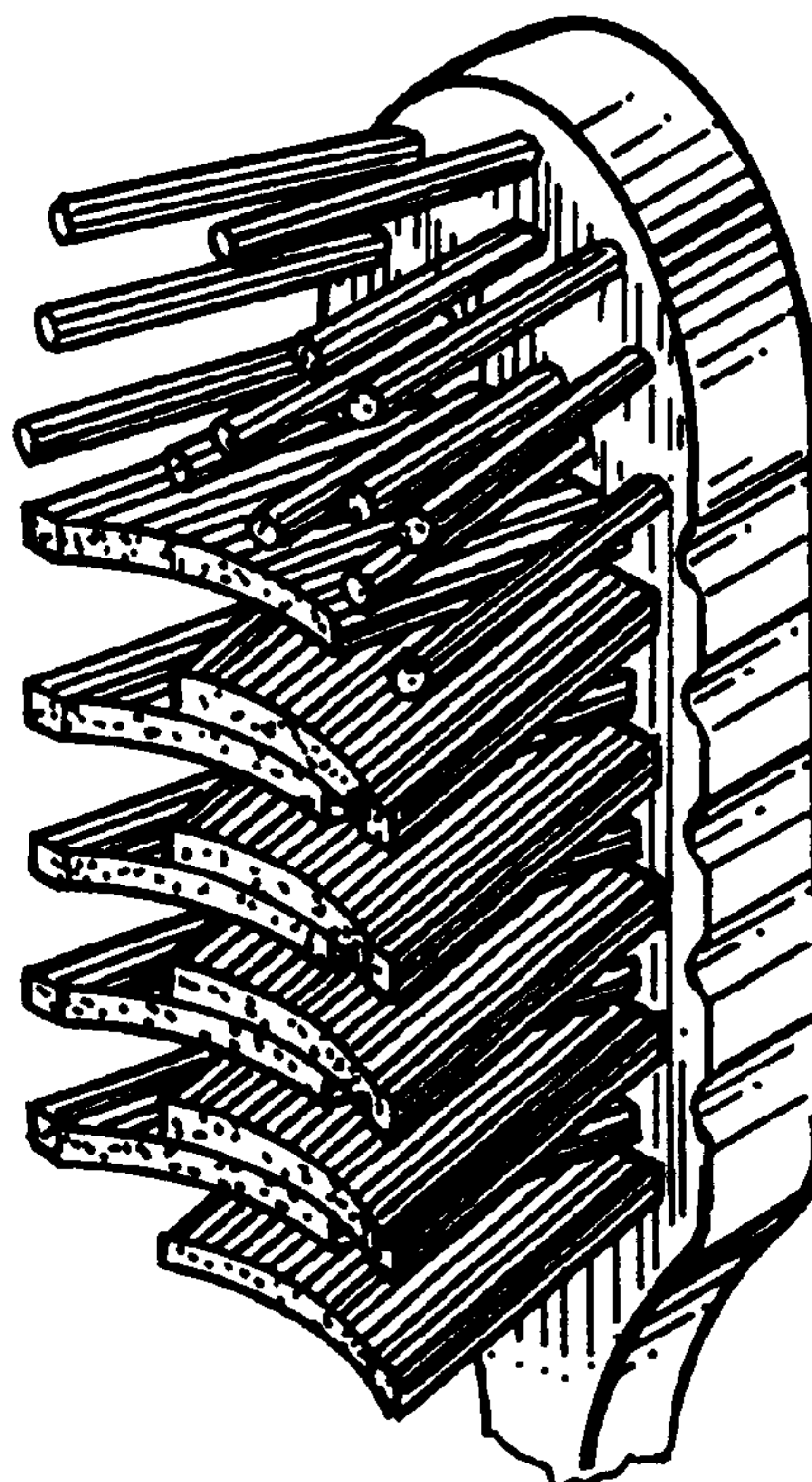
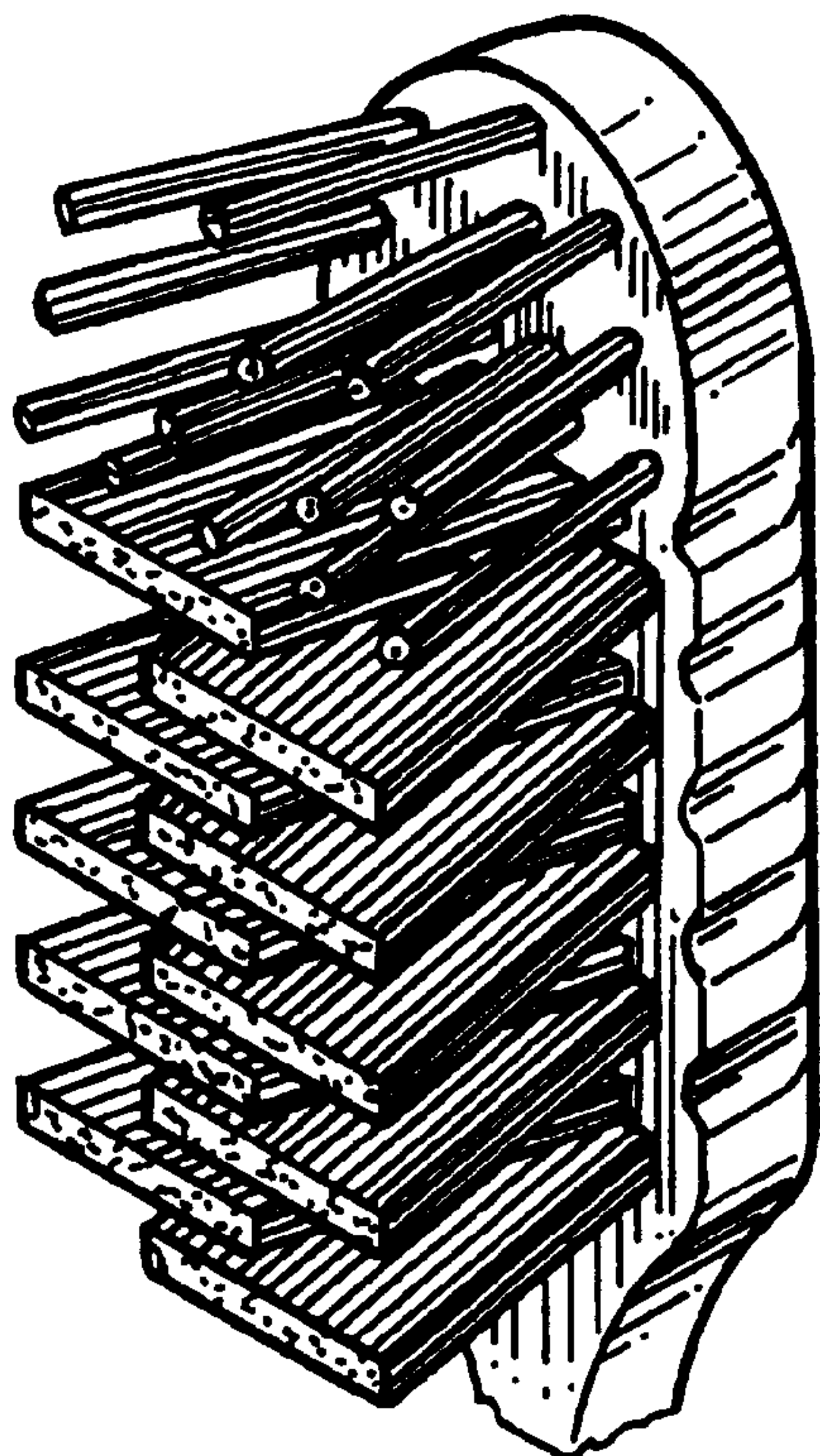
FIG. 1—is a top plan view of a first embodiment for a tooth brush head, showing my new design;
 FIG. 2—is a plan view of the bottom thereof;
 FIG. 3—is a right side view thereof,
 FIG. 4—is a left side view thereof;
 FIG. 5—is a front elevational view and,
 FIG. 6—is a rear elevational view of this first embodiment for a tooth brush head,
 FIG. 7—is a top plan view of a second embodiment for a tooth brush head;
 FIG. 8—is a rear elevational view thereof;
 FIG. 9—is a front elevational view thereof;
 FIG. 10—is an enlarged perspective view of the first embodiment for a tooth brush head; and,
 FIG. 11—is an enlarged perspective view of the second embodiment for a tooth brush head.

The right and left side views of the second embodiment are the same as the right and left side views of the first embodiment as shown in FIGS. 3 and 4, respectively.

The dashed lines in FIGS. 1, 2, 3, 4 and 7 indicate a portion of tooth brush excluded from the claim.

The broken away handle indicates indeterminate length.

1 Claim, 2 Drawing Sheets



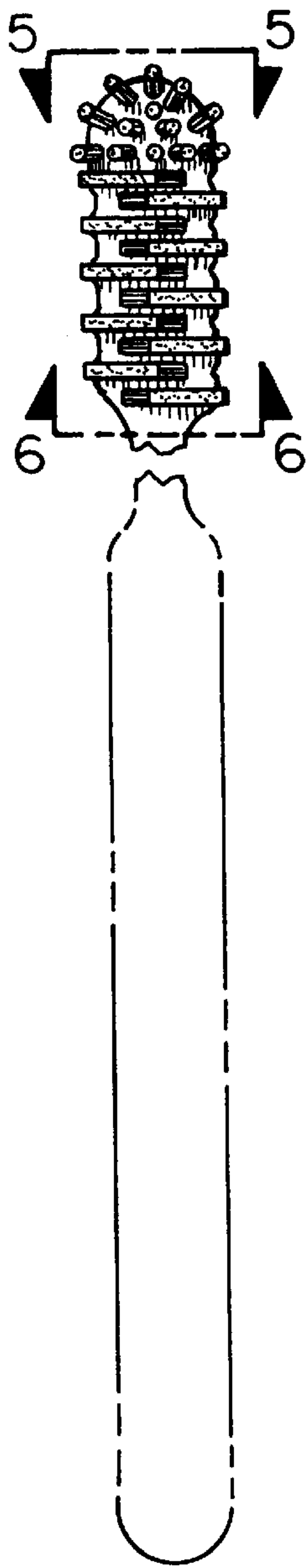


FIG 1



FIG 2




FIG 3




FIG 4



FIG 5

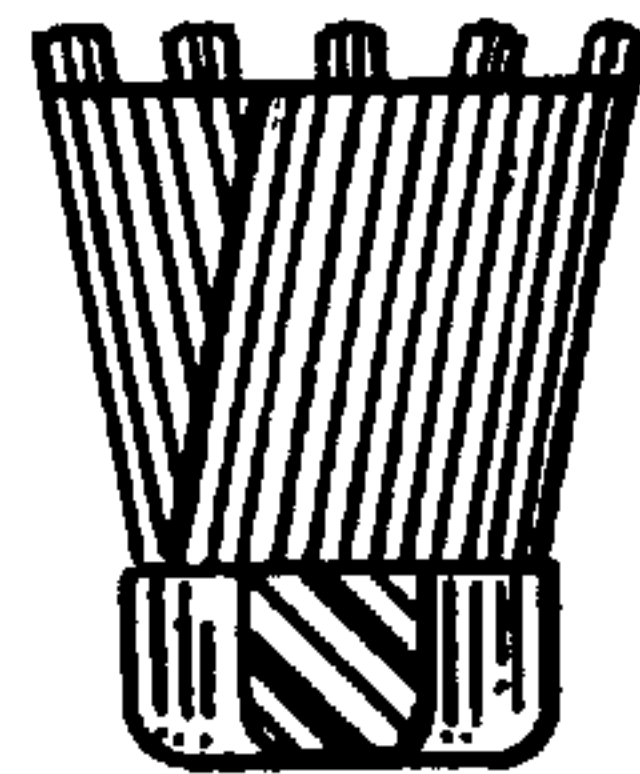


FIG 6

