



US00D434554S

United States Patent [19] Laberge

[11] Patent Number: Des. 434,554

[45] Date of Patent: ** Dec. 5, 2000

[54] COMPONENTS OF FOOTWEAR

[75] Inventor: Martin Laberge, Boulder, Colo.

[73] Assignee: Salomon S.A., Metz-Tessy, France

[**] Term: 14 Years

[21] Appl. No.: 29/125,630

[22] Filed: Jun. 28, 2000

| | | | | |
|------------|---------|-----------------|-------|---------|
| D. 401,755 | 12/1998 | Zinovieff | | D2/972 |
| D. 402,095 | 12/1998 | Cretinon | | D2/957 |
| D. 404,899 | 2/1999 | Wright | | D2/960 |
| D. 410,966 | 6/1999 | Cretinon | | D2/960 |
| D. 413,427 | 9/1999 | Fellouhe | | D2/969 |
| D. 414,023 | 9/1999 | Cretinon et al. | | D2/957 |
| D. 414,922 | 10/1999 | Wright | | D2/960 |
| D. 415,875 | 11/1999 | Falguere | | D2/904 |
| D. 426,949 | 6/2000 | Barret | | D2/970 |
| 2,722,756 | 11/1955 | Ecclesine | | 36/59 C |

Related U.S. Application Data

[62] Division of application No. 29/107,356, Jul. 7, 1999.

[51] LOC (7) Cl. 02-99

[52] U.S. Cl. D2/972

[58] Field of Search D2/896, 902, 907,
D2/943, 944, 969-973; 36/45, 50.1, 51,
77 M, 77 R, 83, 88, 89, 113, 114, 126-130

References Cited

U.S. PATENT DOCUMENTS

| | | | | |
|------------|---------|----------|-------|---------|
| D. 146,505 | 3/1947 | Kavenagh | | 36/59 C |
| D. 234,014 | 12/1974 | Traver | | D2/959 |
| D. 379,862 | 6/1997 | Morgan | | D2/953 |
| D. 383,893 | 9/1997 | Leick | | D2/959 |
| D. 385,987 | 11/1997 | Bramani | | D2/959 |
| D. 391,067 | 2/1998 | Hatfield | | D2/972 |
| D. 398,760 | 9/1998 | Rask | | D2/972 |

Primary Examiner—Dominic Simone
Attorney, Agent, or Firm—Greenblum & Bernstein, P.L.C.

CLAIM

I claim the ornamental design for components of footwear, as shown and described.

DESCRIPTION

FIG. 1 is a right side elevation view of the upper, showing my new design;
FIG. 2 is a perspective view of the upper from the left front thereof;
FIG. 3 is a left side elevation view of the upper;
FIG. 4 is a front end view of the upper; and,
FIG. 5 is a rear end view thereof.
The broken lines shown in FIGS. 1-5 are for illustrative purposes only and form no part of the claimed design.

1 Claim, 1 Drawing Sheet

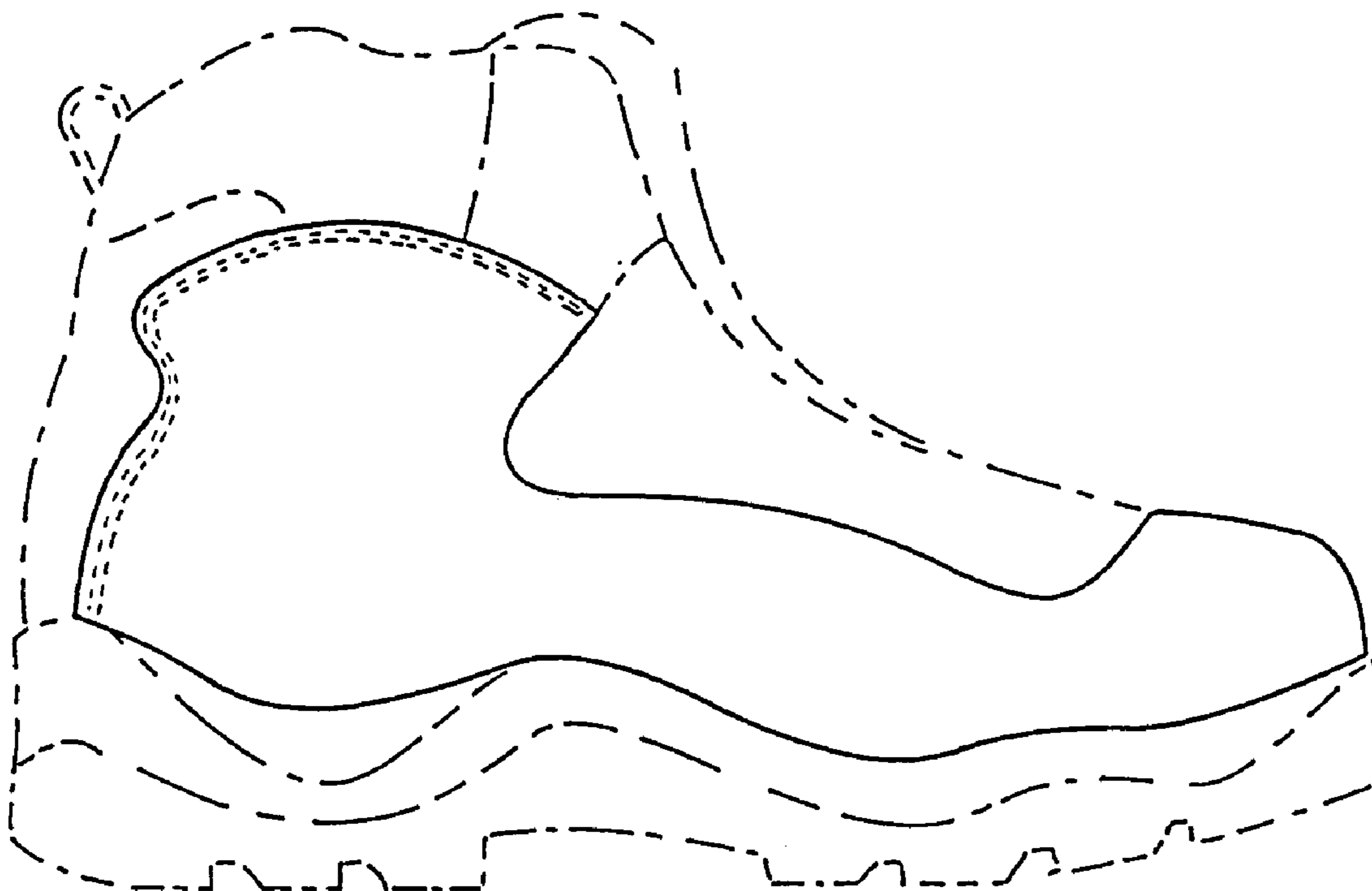


FIG. 1

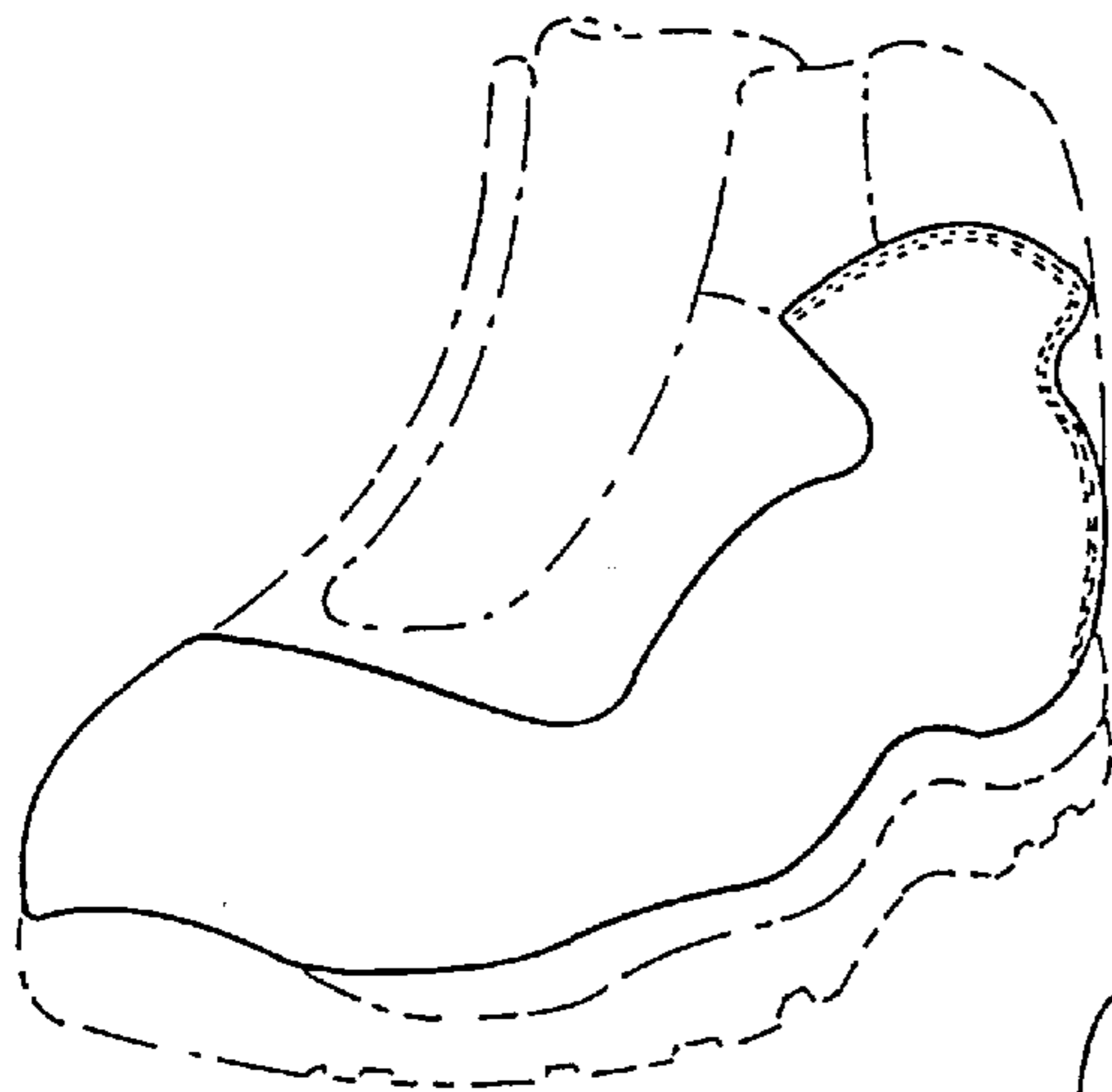
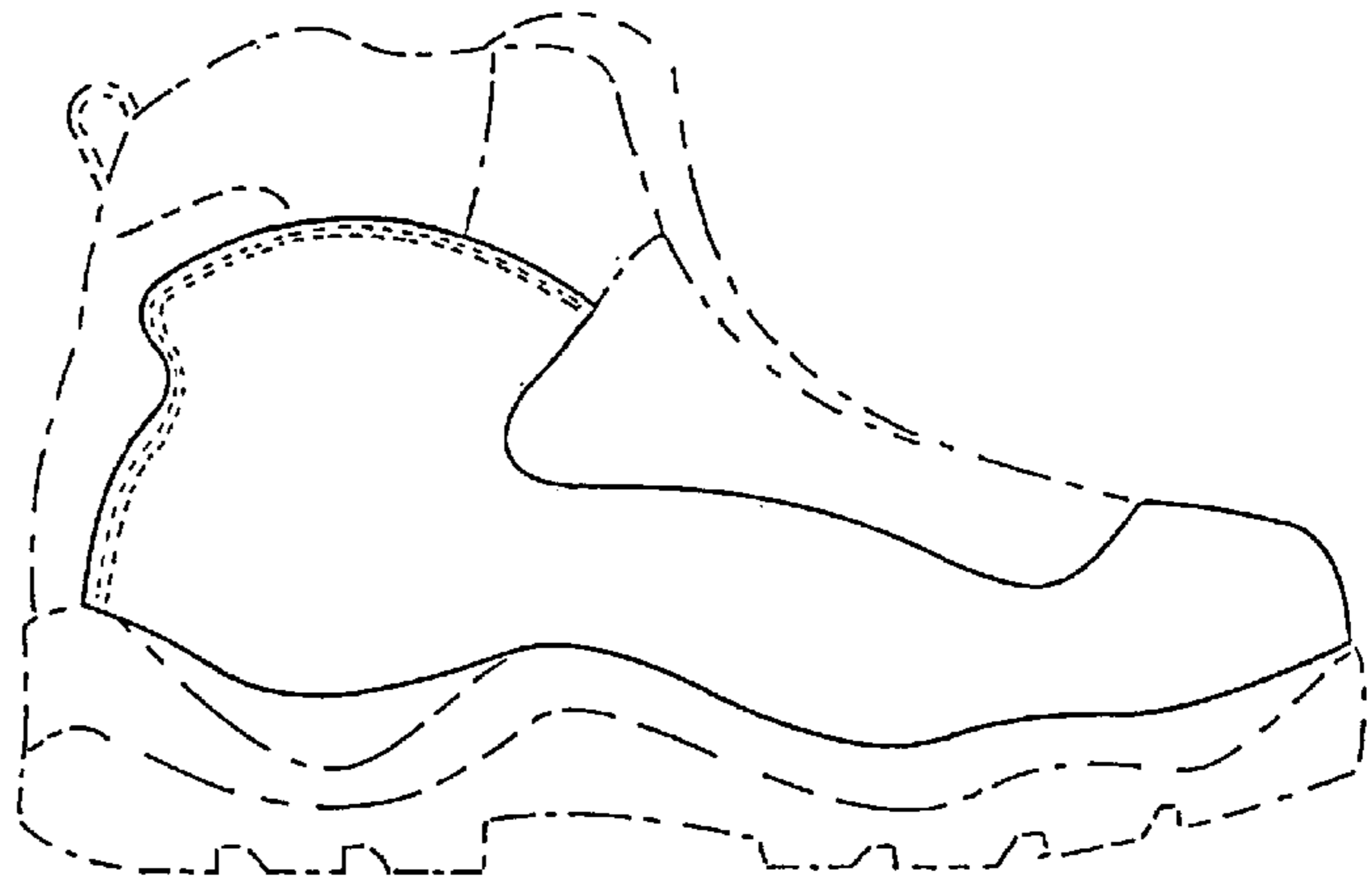


FIG. 2

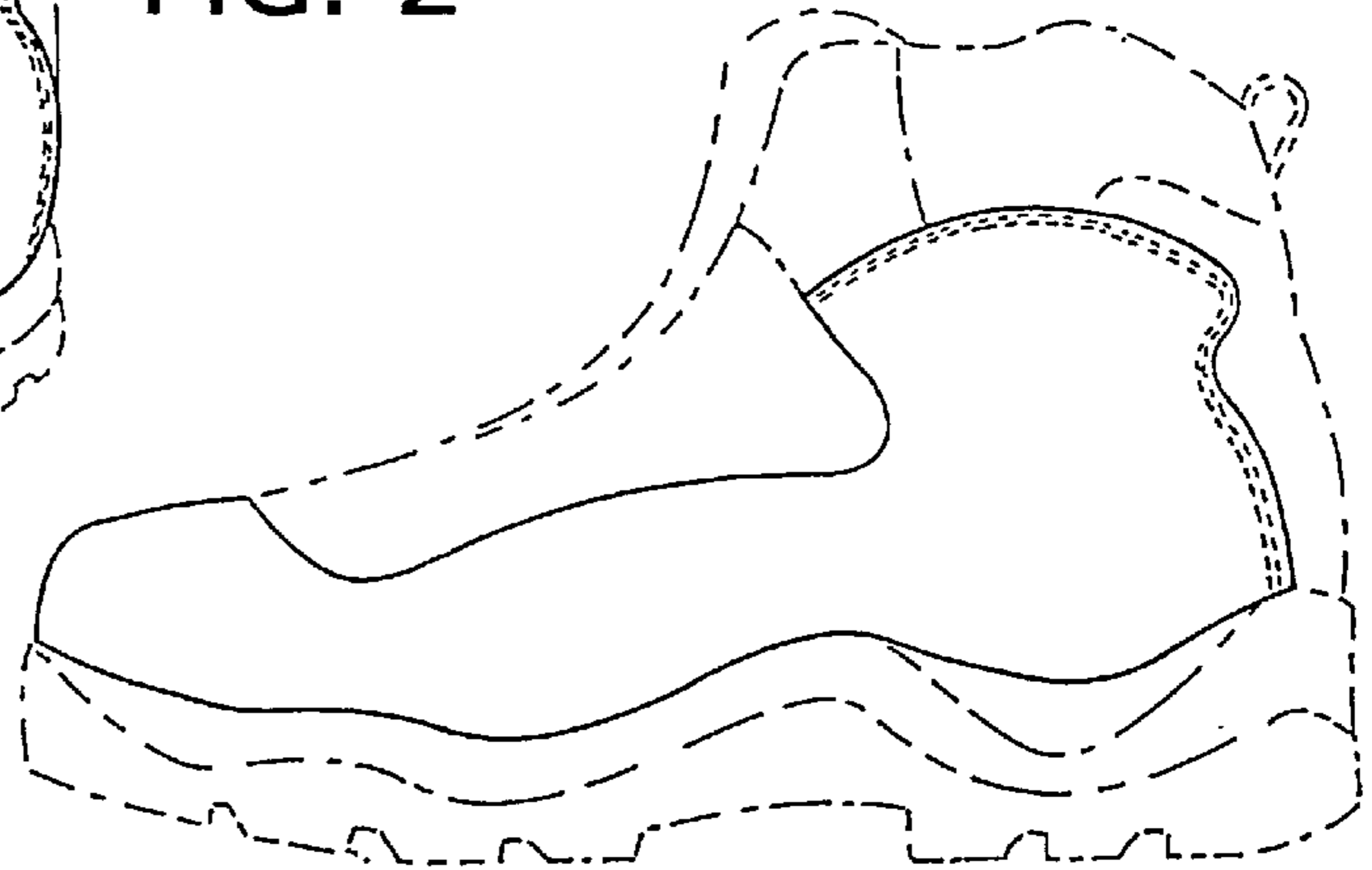


FIG. 3

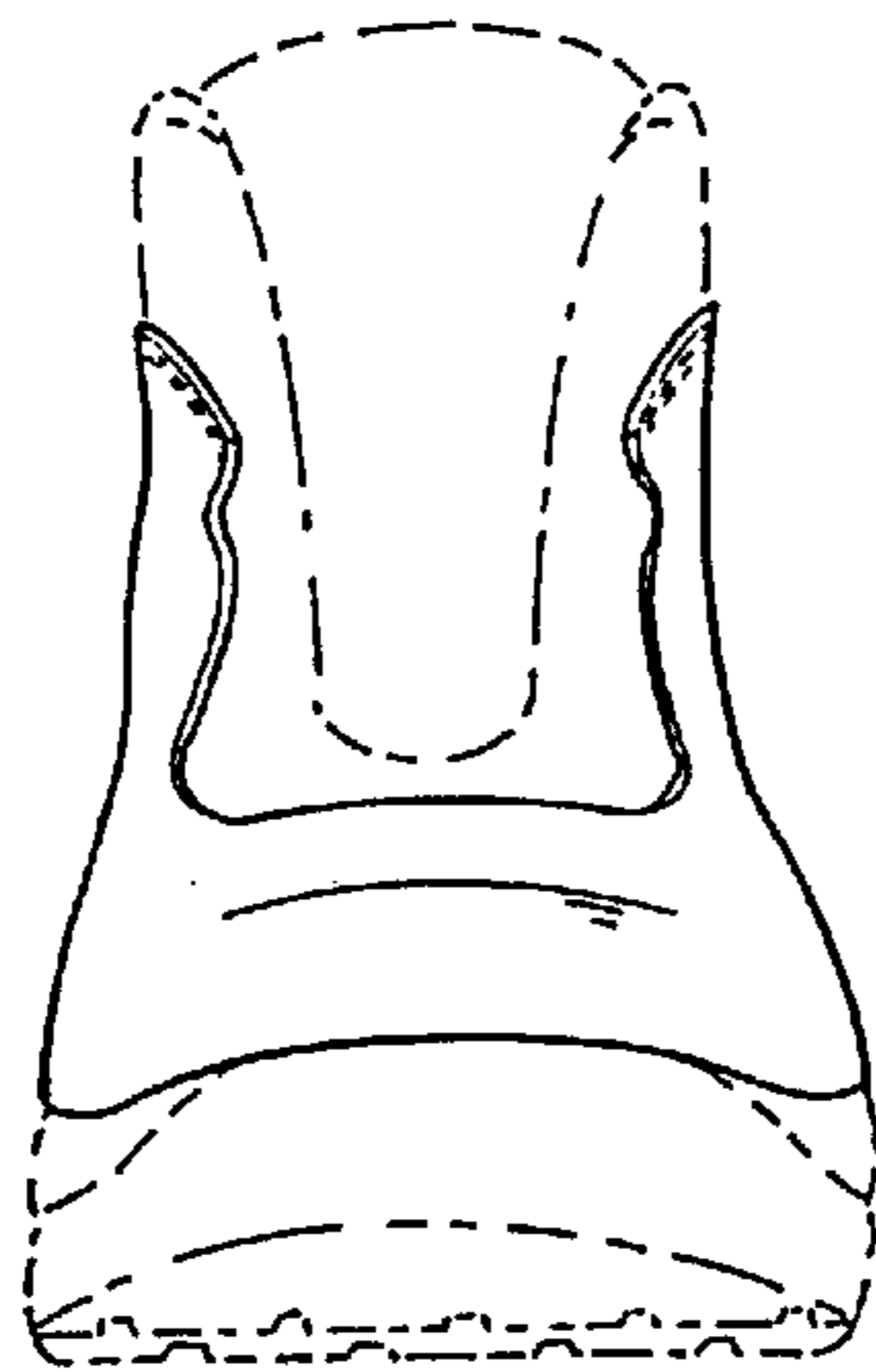


FIG. 4

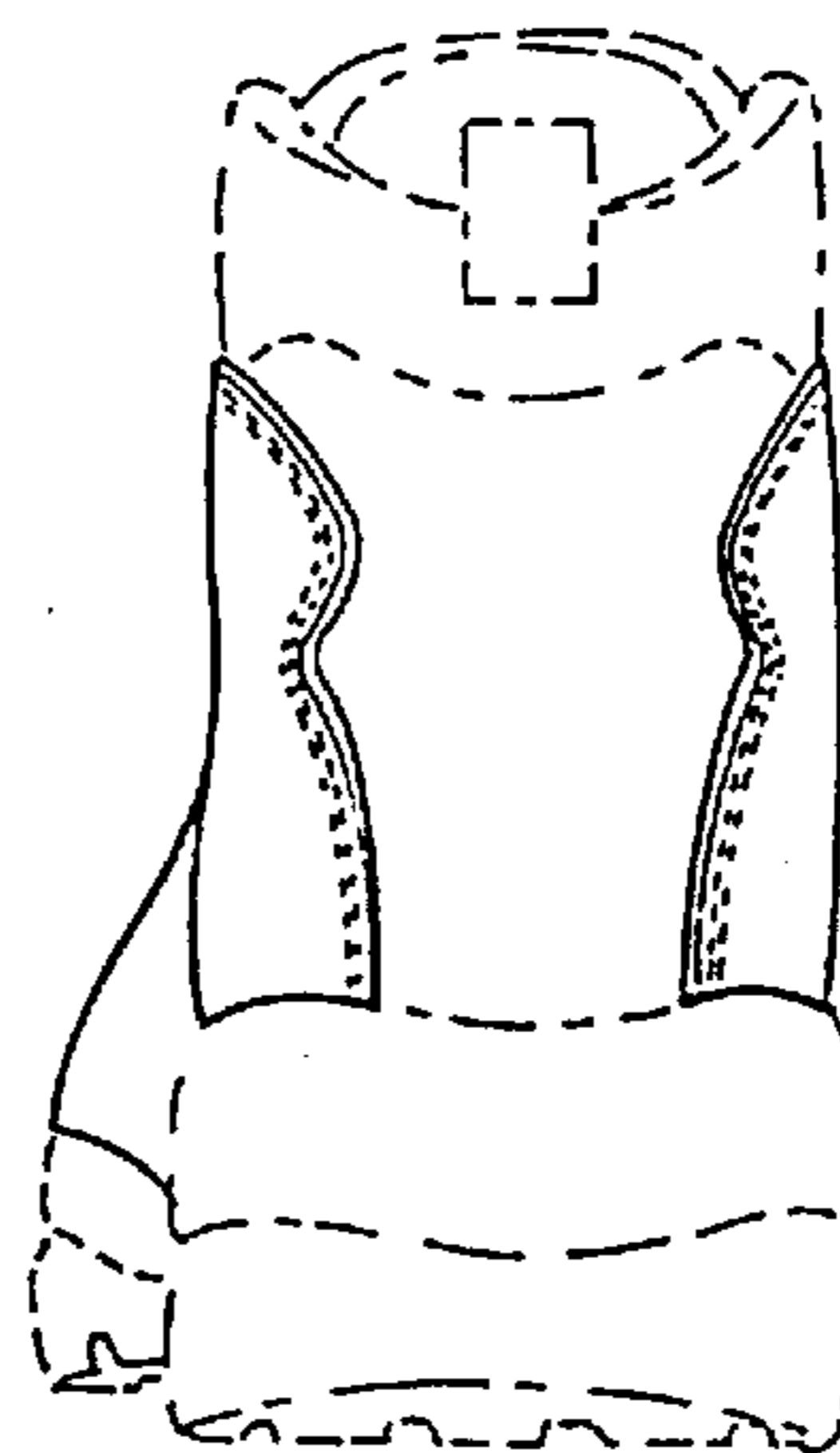


FIG. 5