



US00D434549S

United States Patent [19]
Solaroli

[11] **Patent Number: Des. 434,549**
[45] **Date of Patent: ** Dec. 5, 2000**

[54] **SHOE SOLE**

[75] Inventor: **Julie Solaroli**, Newton, Mass.

[73] Assignee: **The Keds Corporation**, Lexington, Mass.

[**] Term: **14 Years**

[21] Appl. No.: **29/111,458**

[22] Filed: **Sep. 28, 1999**

Related U.S. Application Data

[63] Continuation-in-part of application No. 29/097,377, Dec. 4, 1998, Pat. No. Des. 417,943.

[51] **LOC (7) Cl.** **02-04**

[52] **U.S. Cl.** **D2/951; D2/953; D2/957**

[58] **Field of Search** D2/897, 902, 904, D2/908, 909, 911, 914, 916, 920, 946-948, 951-962, 964, 972, 977; 36/102, 129, 134, 149, 28, 29, 32 R, 43, 25 A, 59 C, 59 R, 72 C

[56] **References Cited**

U.S. PATENT DOCUMENTS

D. 88,763	12/1932	Fowler	D2/953
D. 88,881	1/1933	L'Hollier	D2/957
D. 124,229	12/1940	Cowen	D2/951
D. 164,096	7/1951	Bovay	D2/953
D. 164,299	8/1951	Gruner	D2/957
D. 185,953	8/1959	MacLeod	D2/953
D. 257,700	12/1980	Famolare, Jr.	D2/951

D. 295,113	4/1988	Zuidema et al.	D2/957
D. 301,284	5/1989	Duclos et al.	D2/953
D. 320,884	10/1991	Brue	D2/957
D. 324,448	3/1992	Blissett	D2/953
D. 325,807	5/1992	Austin	D2/952
D. 343,281	1/1994	James	D2/953
D. 348,146	6/1994	Nakano	D2/957
D. 356,671	3/1995	Blanchini	D2/957
D. 366,952	2/1996	Pyle	D2/908
D. 384,194	9/1997	Rowland	D2/953
D. 387,890	12/1997	Faulconer et al.	D2/953
D. 389,293	1/1998	Crowley	D2/953
D. 417,943	12/1999	Solaroli	D2/951
5,718,064	2/1998	Pyle	36/28

Primary Examiner—Celia Murphy
Attorney, Agent, or Firm—Fish & Richardson P.C.

[57] **CLAIM**

The ornamental design for a shoe sole, as shown and described.

DESCRIPTION

FIG. 1 is a perspective view of a shoe sole showing my new design;

FIG. 2 is a bottom plan view thereof;

FIG. 3 is a right side elevational view thereof;

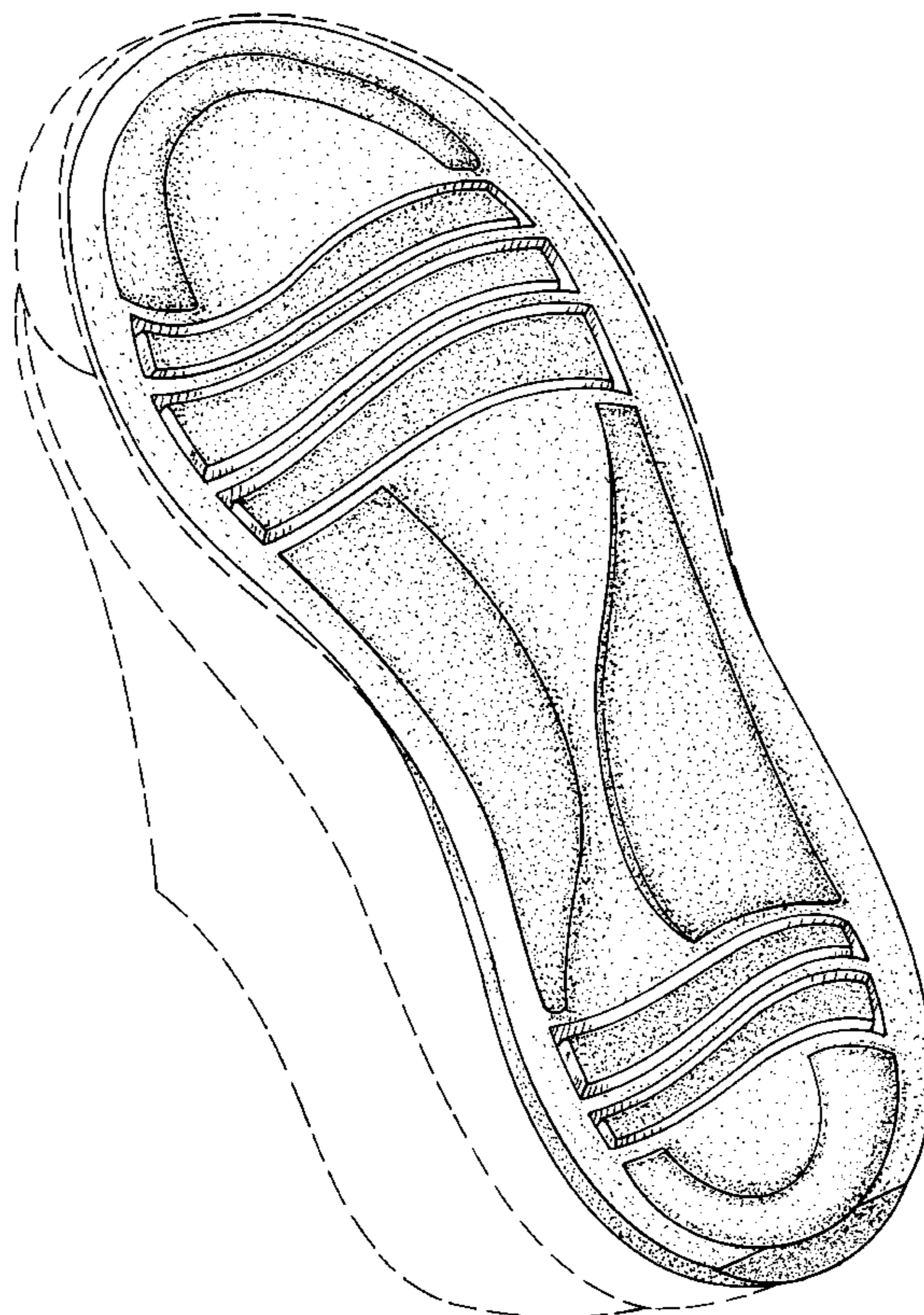
FIG. 4 is a left side elevational view thereof; and,

FIG. 5 is a rear elevational view thereof.

The broken line showings of a shoe are environmental only and form no part of the claimed design.

The shoe sole of my new design is not seen in top or front elevation views.

1 Claim, 5 Drawing Sheets



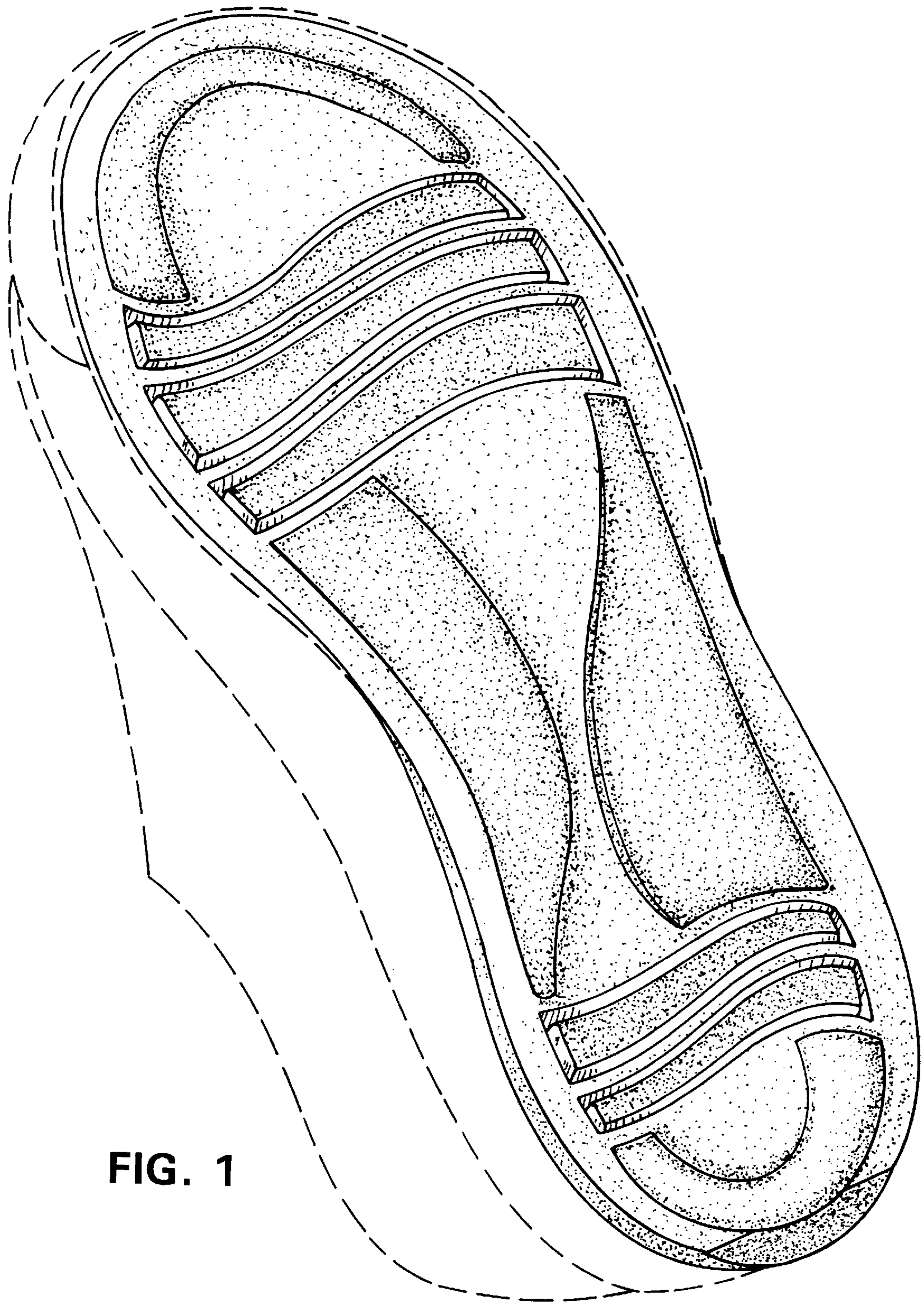


FIG. 1

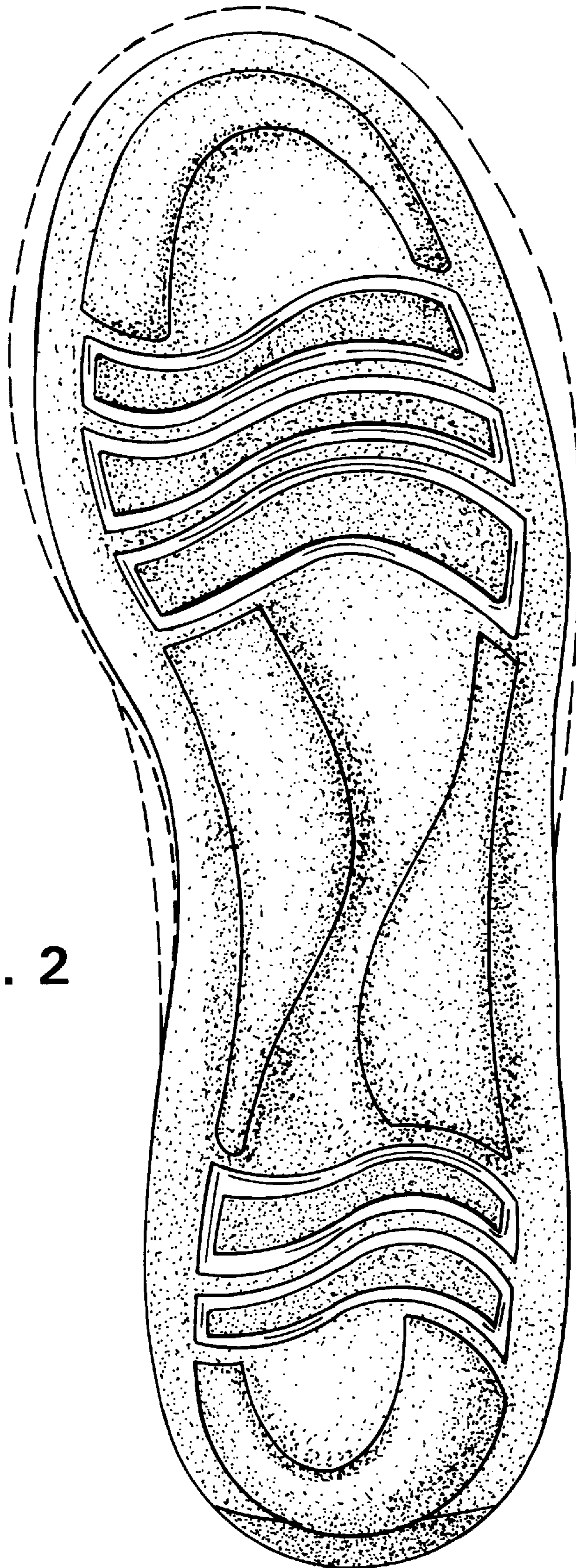


FIG. 2

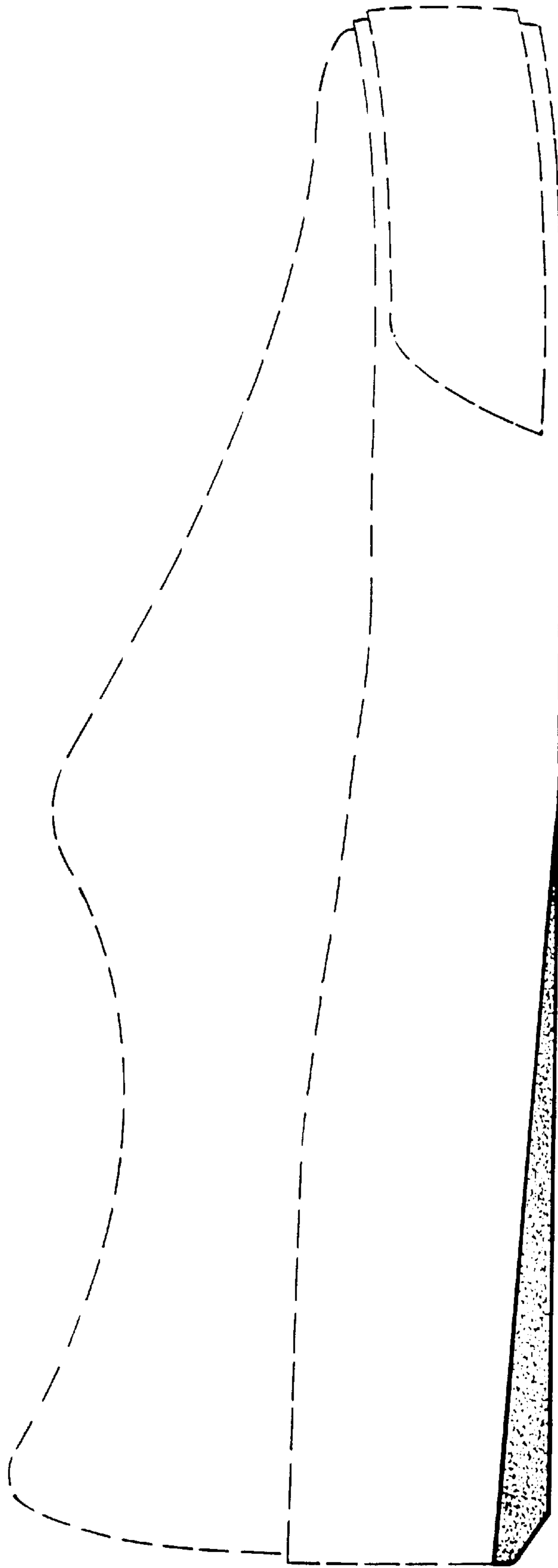


FIG. 3

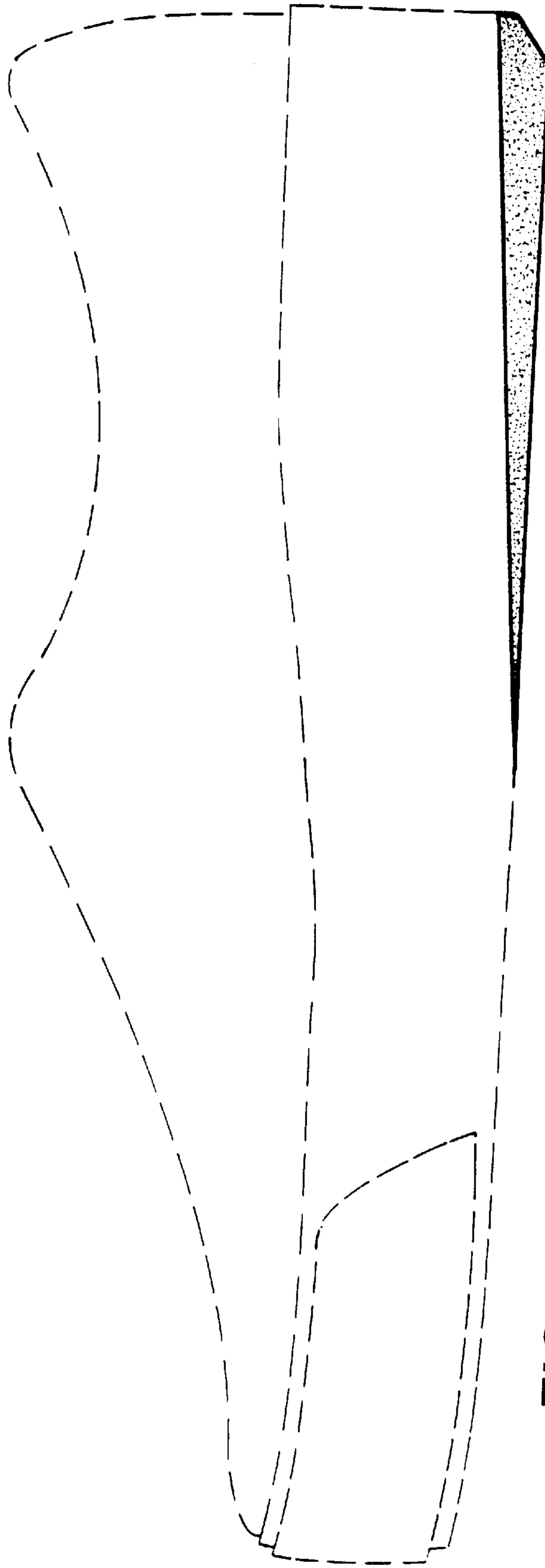


FIG. 4

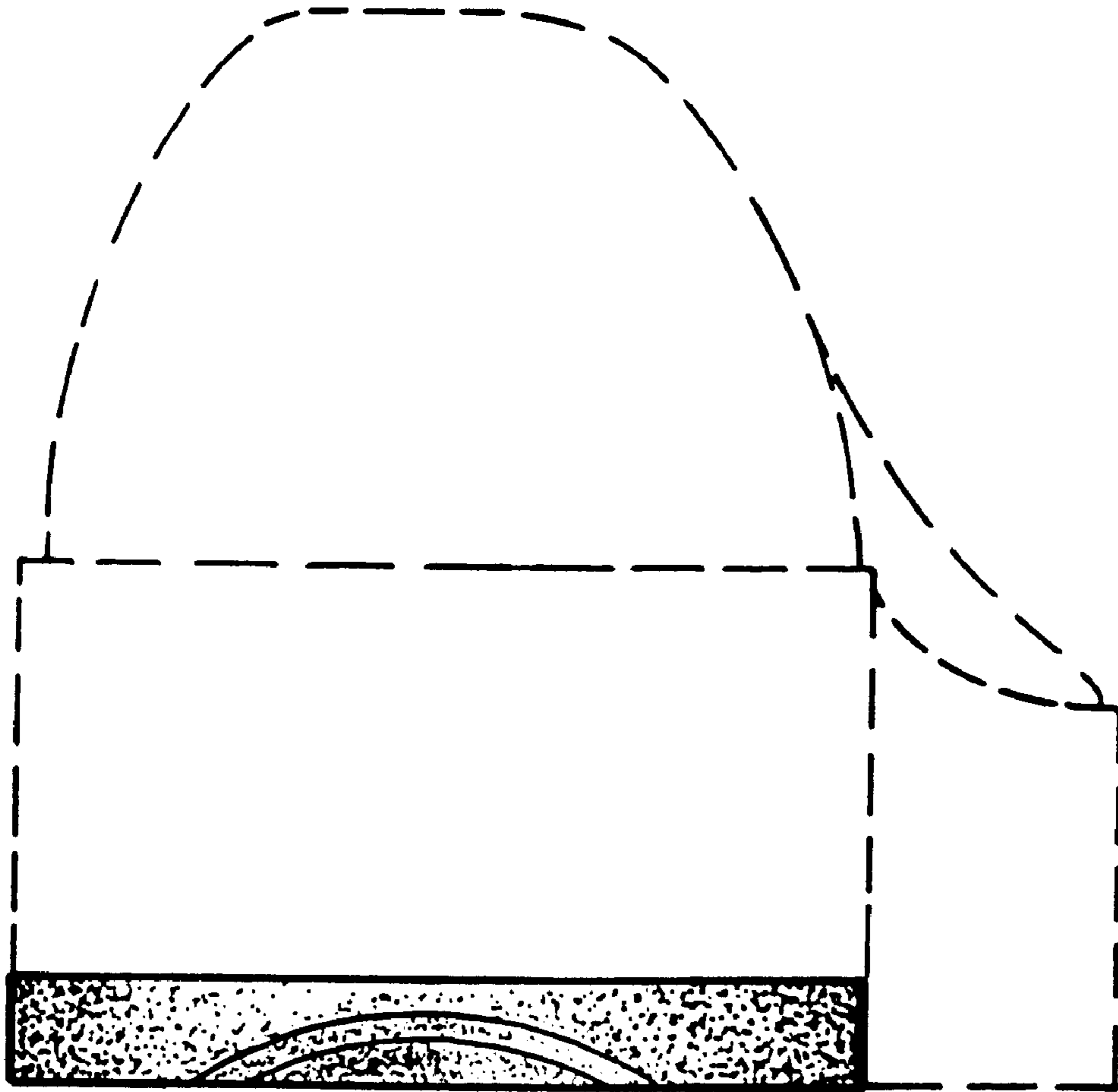


FIG. 5