



US00D434543S

United States Patent [19] Visakowitz

[11] Patent Number: **Des. 434,543**

[45] Date of Patent: **** Dec. 5, 2000**

[54] **DOG BONE WREATH**

[76] Inventor: **Phyllis Visakowitz**, 5 Poplar La.,
Commack, N.Y. 11725

[**] Term: **14 Years**

[21] Appl. No.: **29/118,216**

[22] Filed: **Feb. 4, 2000**

[51] **LOC (7) Cl.** **01-01**

[52] **U.S. Cl.** **D1/106; D1/199**

[58] **Field of Search** D1/100, 101, 104,
D1/105, 106, 115, 127-130, 199; D11/120;
428/10; 426/104, 623, 635, 549, 805; D30/160

[56] **References Cited**

U.S. PATENT DOCUMENTS

D. 260,863	9/1981	Green	D11/121
D. 282,649	2/1986	Crinklaw	D11/120
D. 305,951	2/1990	Spiel et al.	D1/106
D. 394,414	5/1998	Catalano	D1/199 X
3,332,787	7/1967	Wagenheim	428/10

Primary Examiner—Alan P. Douglas
Assistant Examiner—Linda Brooks
Attorney, Agent, or Firm—Bauer & Schaffer, LLP

[57] **CLAIM**

The ornamental design for a dog bone wreath, substantially as shown and described.

DESCRIPTION

FIG. 1 is a top perspective view of the dog bone wreath according to the present invention;

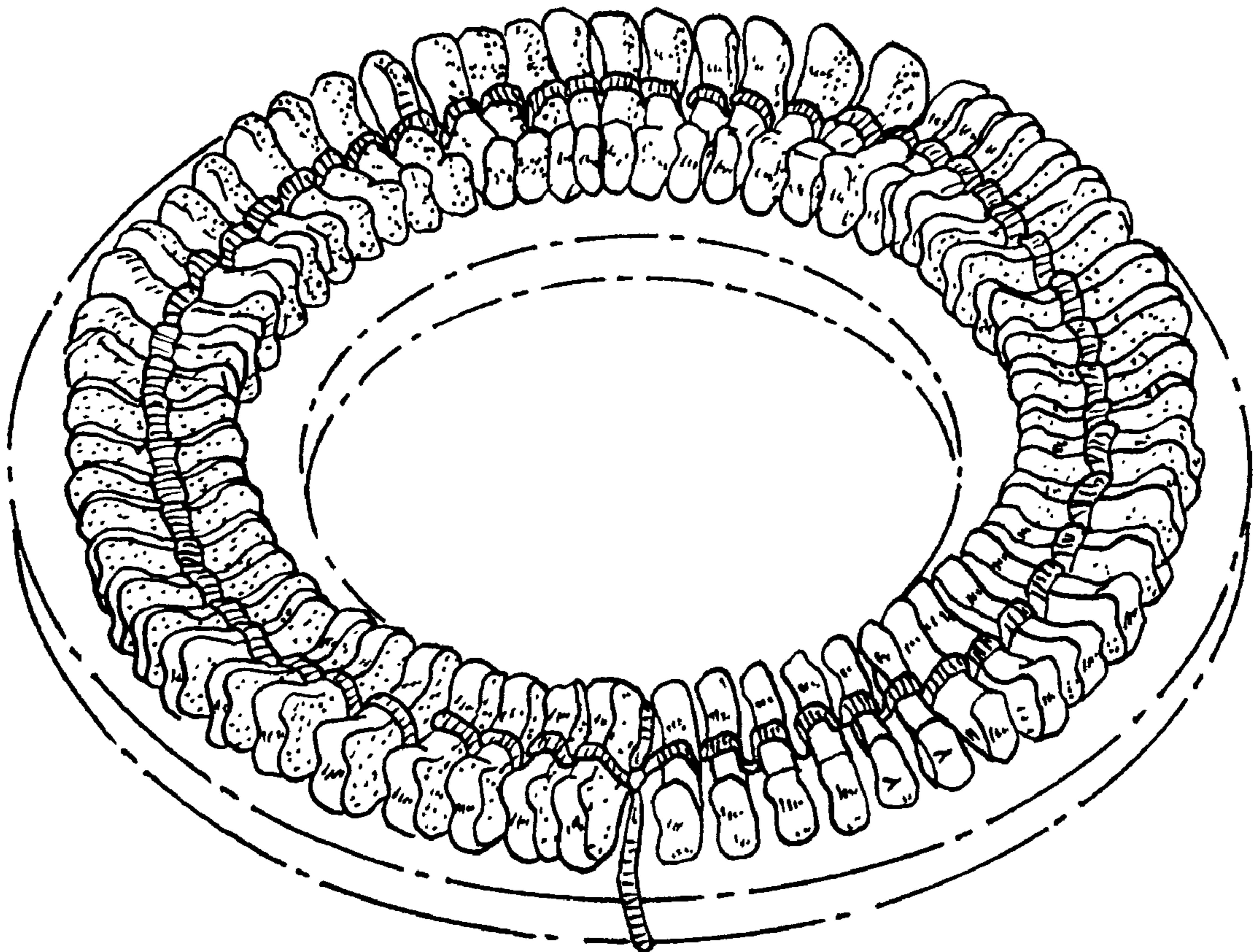
FIG. 2 is a top plan view of the dog bone wreath shown in FIG. 1, in the absence of the tray, the design from the bottom plan view would be a mirror image of the top plan view;

FIG. 3 is a front elevational view of the dog bone wreath shown in FIG. 1; and,

FIG. 4 is a rear elevational view of the dog bone wreath shown in FIG. 1.

The broken line showing of a tray is for illustrative purposes only and forms no part of the claimed design.

1 Claim, 1 Drawing Sheet



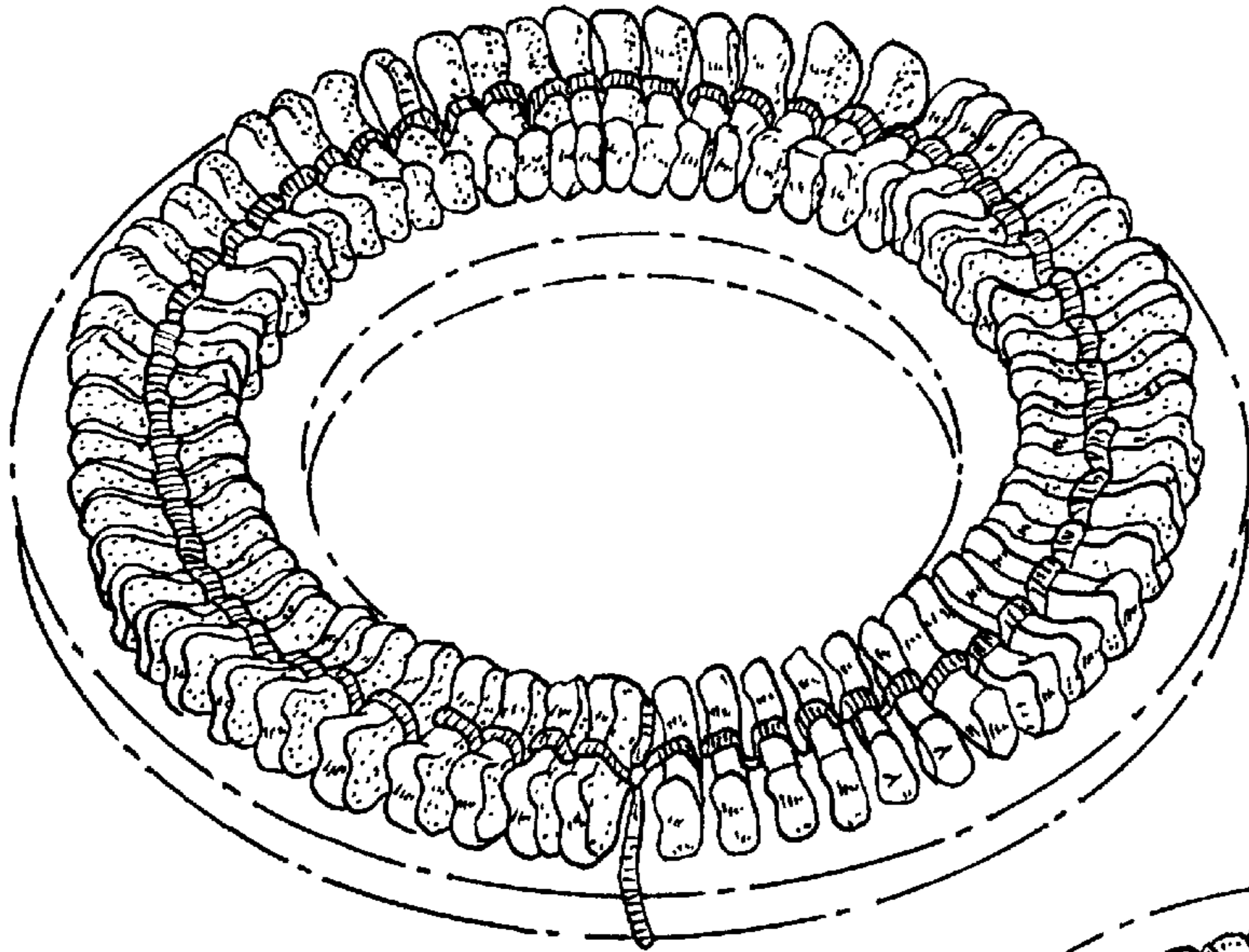


Fig. 1

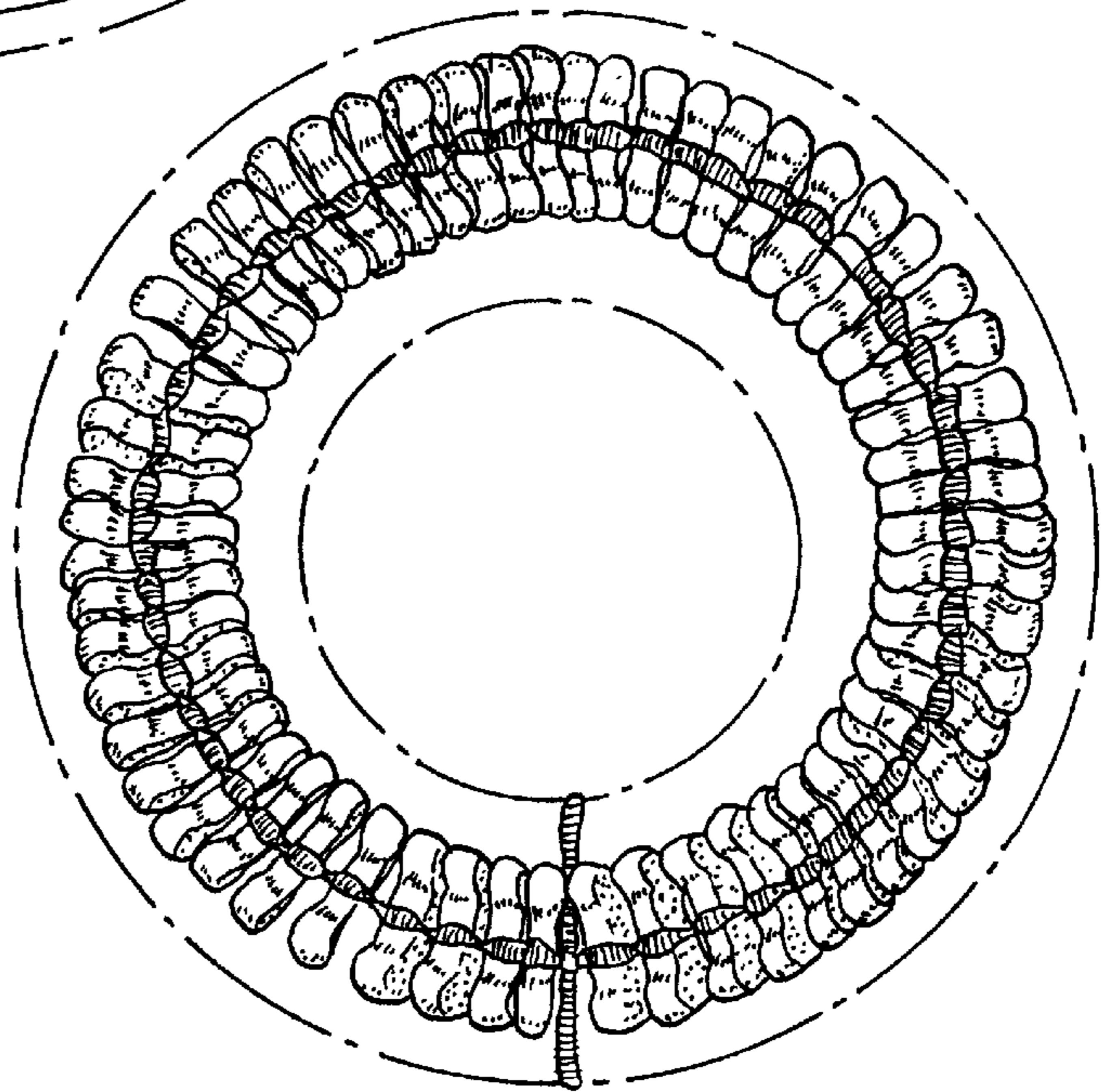


Fig. 2



Fig. 3



Fig. 4