



US00D434536S

# United States Patent [19]

Schober

[11] **Patent Number: Des. 434,536**

[45] **Date of Patent: \*\* Nov. 28, 2000**

[54] **ACCESS DOOR FOR WASHER AND DRYER**

[75] Inventor: **Stephen D. Schober**, Newton, Iowa

[73] Assignee: **Maytag Corporation**, Newton, Iowa

[\*\*] Term: **14 Years**

[21] Appl. No.: **29/119,691**

[22] Filed: **Mar. 6, 2000**

[51] **LOC (7) Cl.** ..... **15-05**

[52] **U.S. Cl.** ..... **D32/25**

[58] **Field of Search** ..... D32/1, 5, 25, 28;  
68/17, 4, 196; 220/329, 331, 815; 312/228,  
323

[56] **References Cited**

**U.S. PATENT DOCUMENTS**

D. 360,500 7/1995 Millet et al. .... D32/5

D. 367,135 2/1996 Jockovin et al. .... D32/5

D. 374,521 10/1996 Jockovin et al. .... D32/5

D. 412,378 7/1999 Richardson ..... D32/25

D. 428,222 7/2000 Tunzi et al. .... D32/25

*Primary Examiner*—Mitchell Siegel  
*Attorney, Agent, or Firm*—Zarley, McKee, Thomte,  
Voorhees & Sease

[57] **CLAIM**

I claim the ornamental design for an access door for washer and dryer, as shown and described.

**DESCRIPTION**

FIG. 1 is a perspective view of the access door for washer and dryer.

FIG. 2 is a front elevational view thereof.

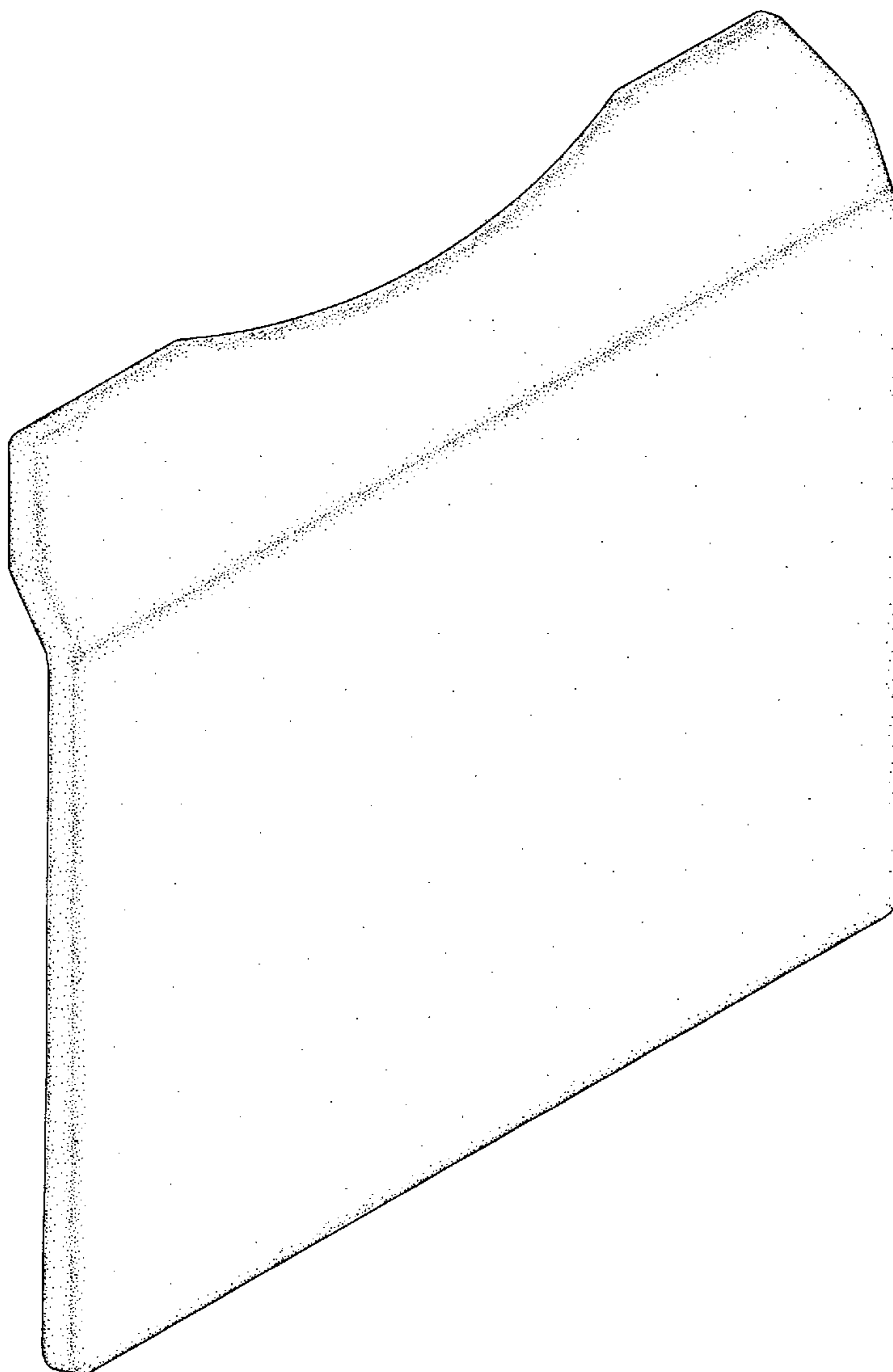
FIG. 3 is a rear elevational view thereof.

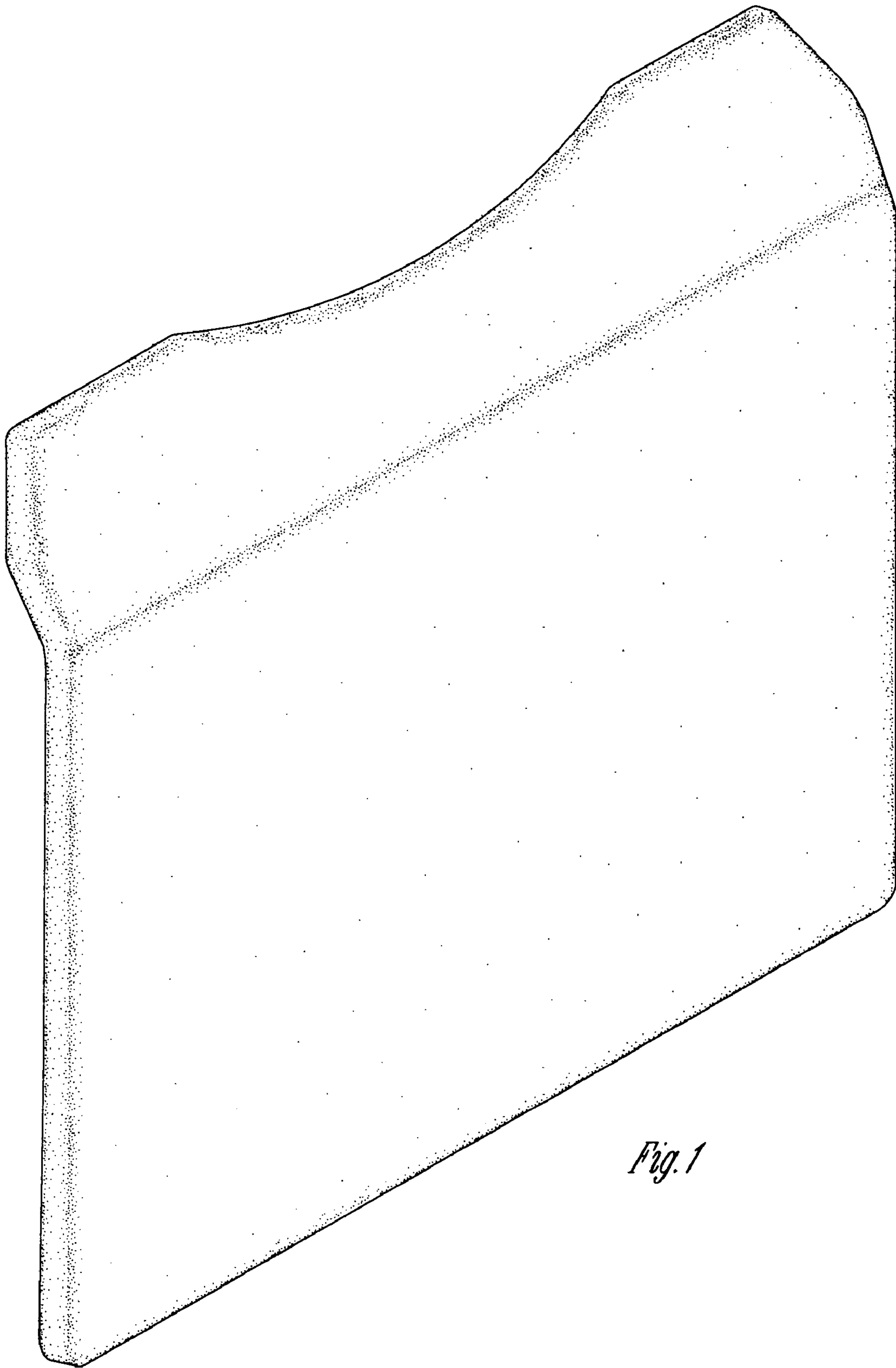
FIG. 4 is a side elevational view thereof.

FIG. 5 is a top plan view thereof; and,

FIG. 6 is a bottom plan view thereof.


**1 Claim, 5 Drawing Sheets**







*Fig. 1*

*Fig. 2*




*Fig. 3*

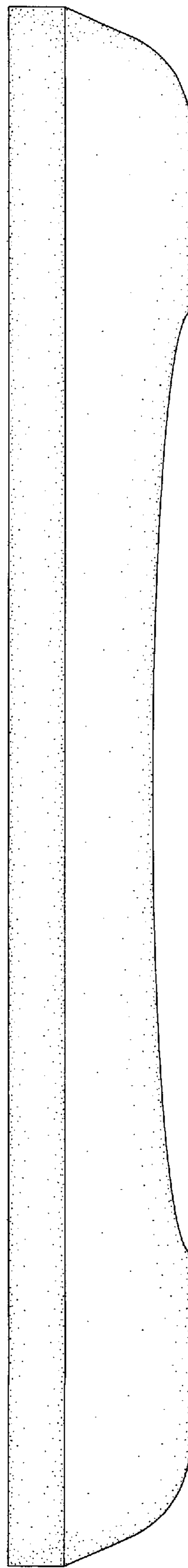




*Fig. 4*



*Fig. 5*



*Fig. 6*