

US00D434532S

United States Patent [19] Moscatello

[11] **Patent Number: Des. 434,532**

[45] **Date of Patent: ** Nov. 28, 2000**

[54] **HELMET**

[76] Inventor: **Anthony Moscatello**, 5 Evan Ct.,
Nanuet, N.Y. 10954

[**] Term: **14 Years**

[21] Appl. No.: **29/108,407**

[22] Filed: **Jul. 27, 1999**

[51] **LOC (7) Cl. 09-03**

[52] **U.S. Cl. D29/102; D2/869**

[58] **Field of Search** D29/102-107,
D29/109-110, 122; D2/865, 866, 869, 871,
872, 875, 876, 879, 882, 891; 2/7, 9, 12,
15, 411-412, 414-415, 421, 423-425, 427-430

[56] **References Cited**

U.S. PATENT DOCUMENTS

| | | | | |
|------------|---------|---------------|-------|---------|
| D. 186,652 | 11/1959 | Hale | | D29/104 |
| D. 266,626 | 10/1982 | Gooding | | D29/106 |
| D. 276,357 | 11/1984 | Murakami | | D29/107 |
| D. 276,358 | 11/1984 | Murakami | | D29/106 |
| D. 300,070 | 2/1989 | Broersma | | D29/104 |
| D. 320,476 | 10/1991 | Mele | | D29/103 |
| D. 338,562 | 8/1993 | Barker et al. | | D2/871 |
| D. 344,394 | 2/1994 | Livera et al. | | D29/103 |
| D. 353,036 | 12/1994 | Lackey | | D2/869 |
| D. 372,794 | 8/1996 | Virzi | | D2/866 |

| | | | | |
|-----------|---------|--------|-------|---------|
| 4,564,959 | 1/1986 | Zahn | | 2/411 |
| 5,561,866 | 10/1996 | Ross | | D29/102 |
| 5,896,587 | 4/1999 | Gentry | | 2/425 |

OTHER PUBLICATIONS

Willson fiber glass headgear: #60STC Beanie Cap; #40STC fiber glass cap; #62BC Feather-Kap Bump Cap. Willson Head Protection catalog, 1967.

"Bailen" helmet, E.D. Bullard Co. as shown in American Bicyclist Motorcycleist magazine, Mar. 1985.

Primary Examiner—Louis S. Zarfes

Assistant Examiner—Robert A. Delehanty

Attorney, Agent, or Firm—Furgang & Adwar, L.L.P.

[57] CLAIM

The ornamental design for a helmet, as shown and described herein.

DESCRIPTION

FIG. 1 is a front view of a helmet constructed in accordance with my invention; and

FIG. 2 is a top view of the helmet of FIG. 1; and

FIG. 3 is a side view of the helmet of FIG. 1; and

FIG. 4 is a bottom view of the helmet of FIG. 1; and

FIG. 5 is a side view of the helmet of FIG. 1; and,

FIG. 6 is a rear view of the helmet of FIG. 1.

1 Claim, 2 Drawing Sheets

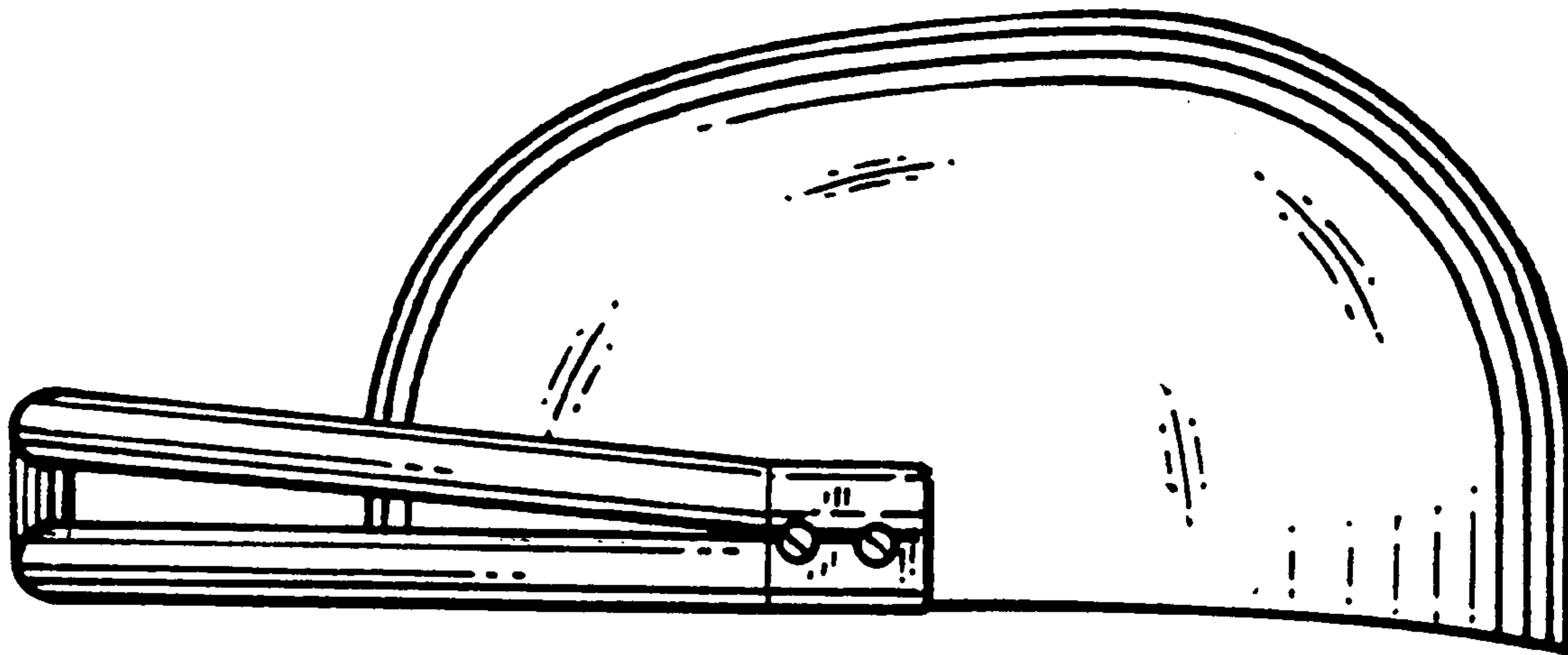


FIG.1




FIG.2

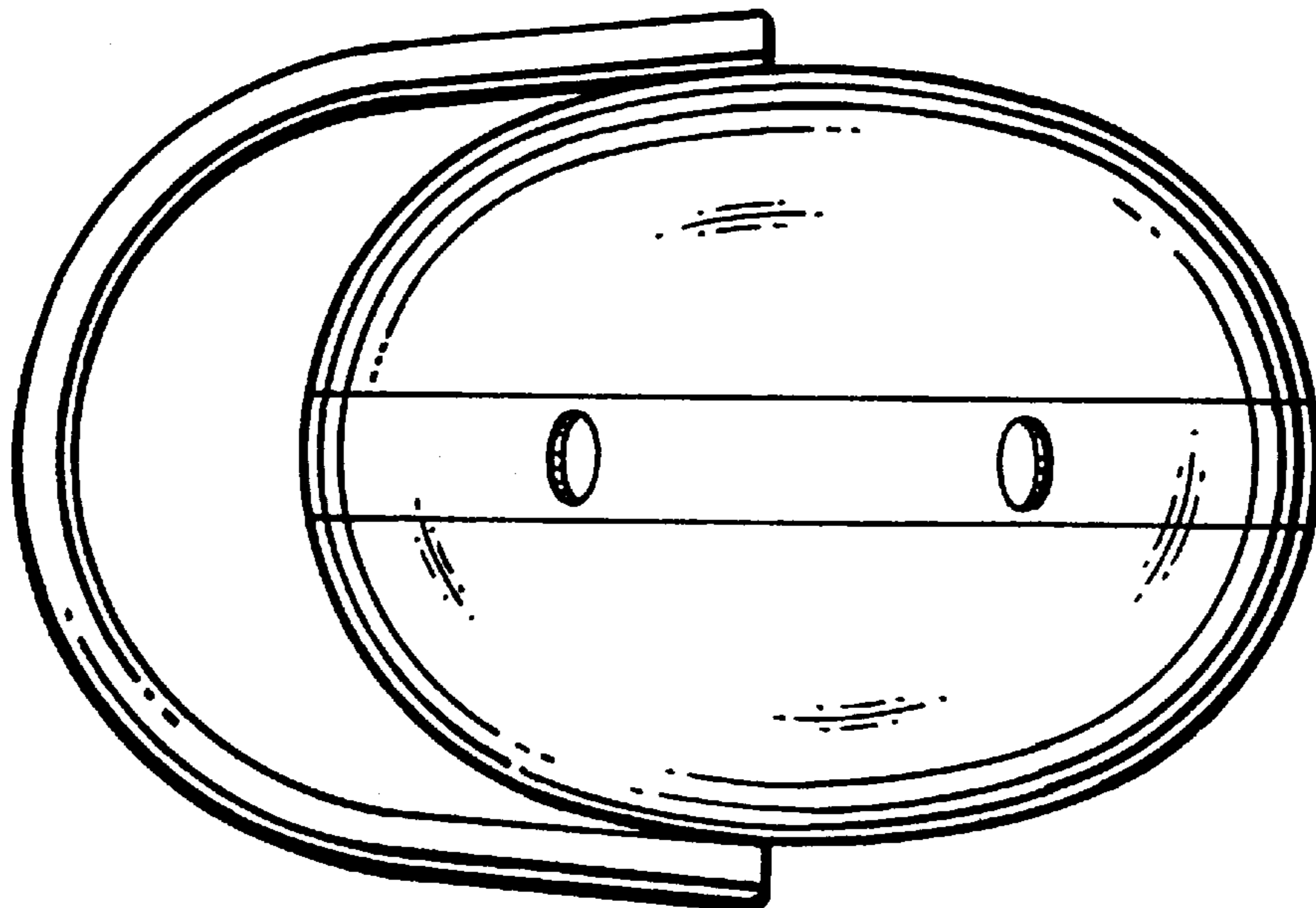


FIG.3

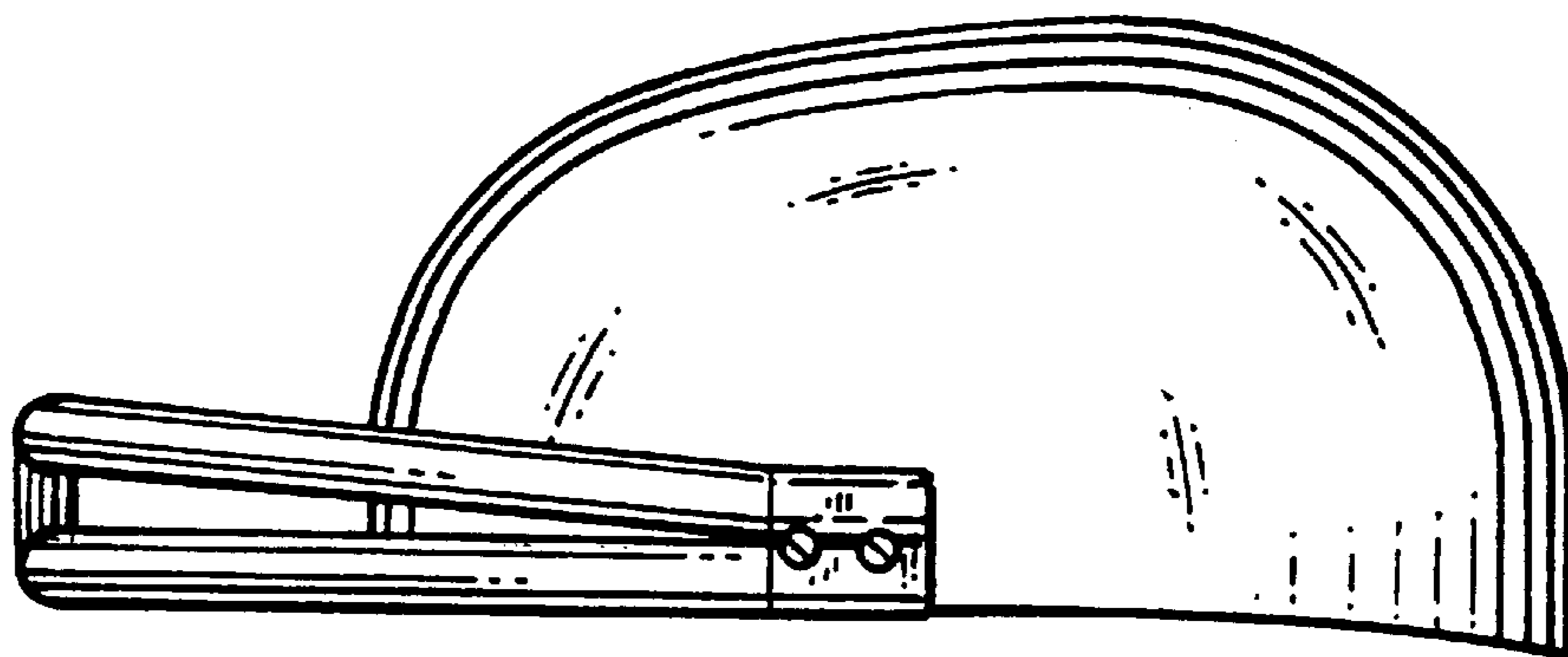


FIG.4

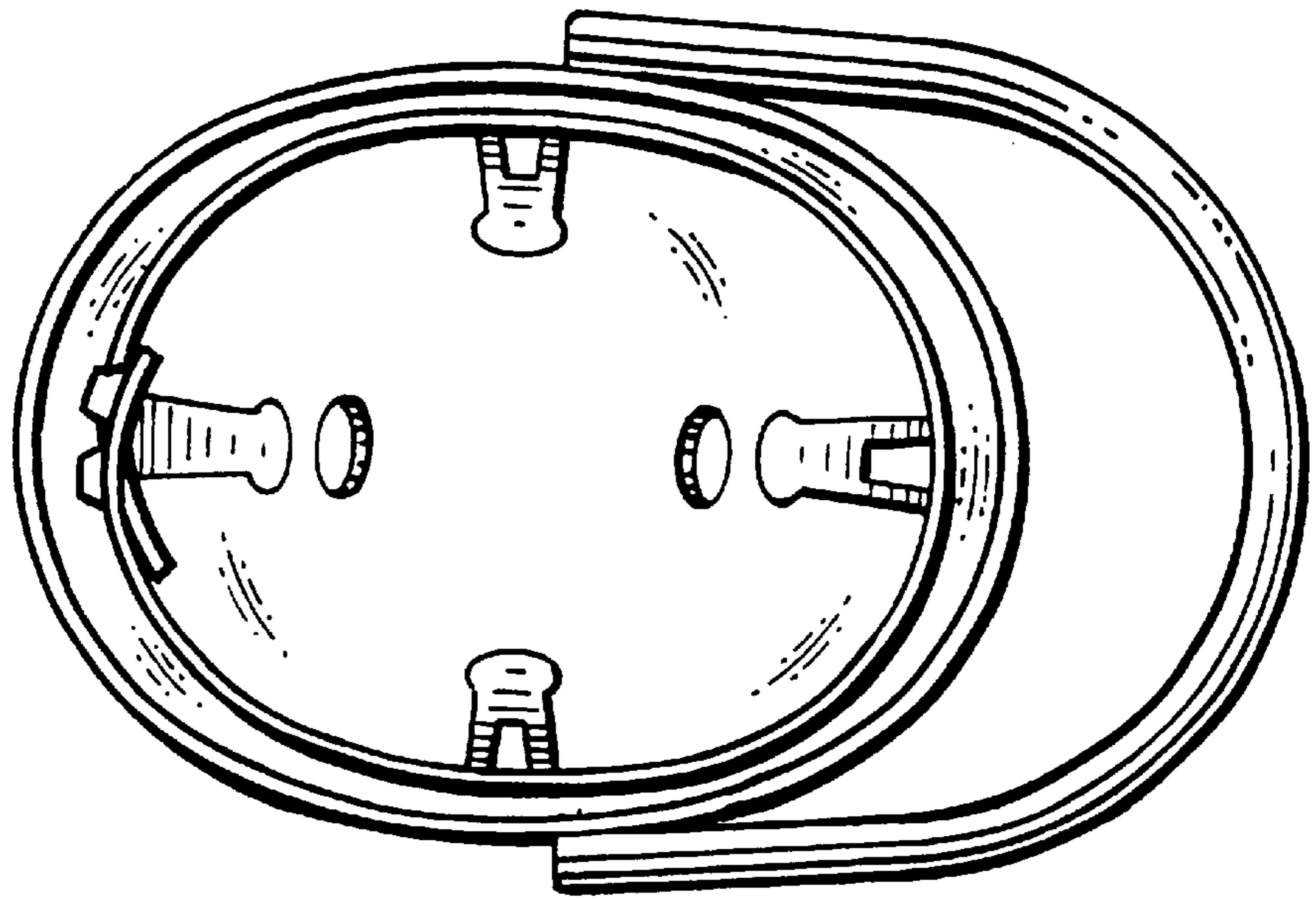


FIG.5

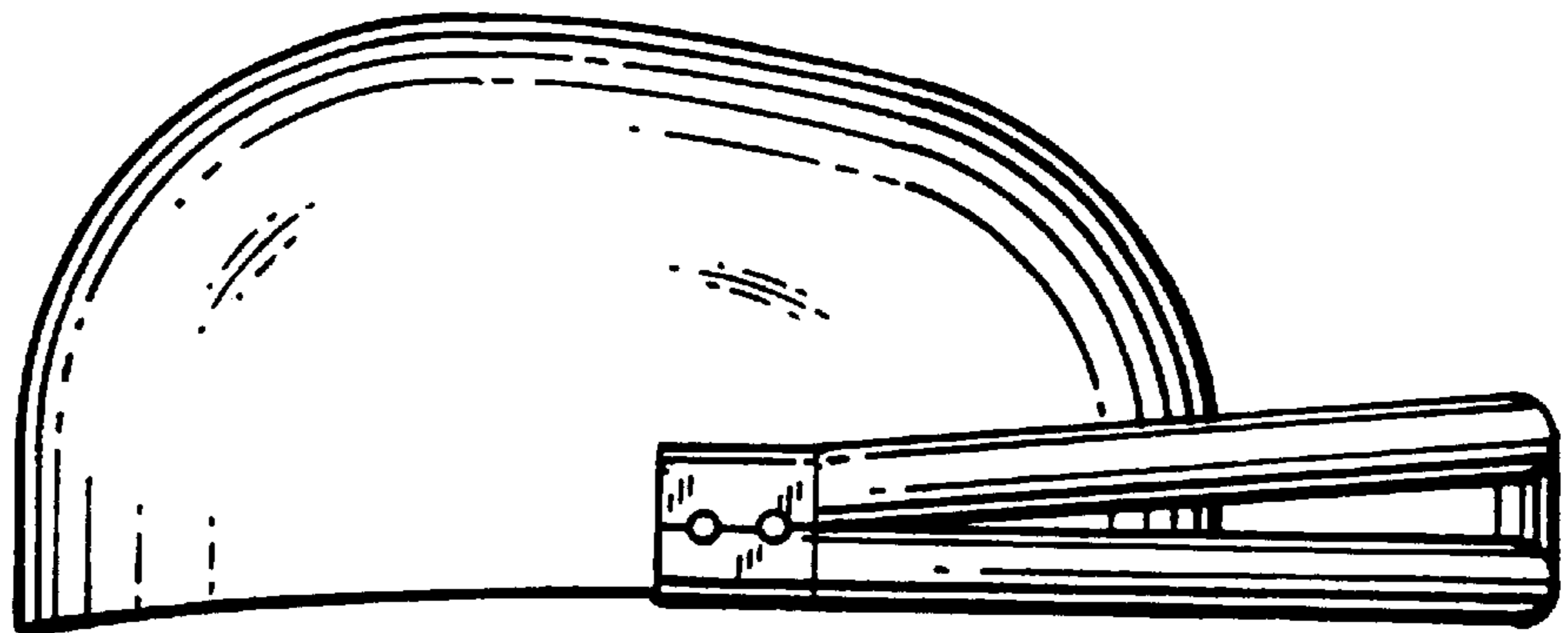


FIG.6

