



US00D434528S

United States Patent [19] Kling

[11] **Patent Number: Des. 434,528**

[45] **Date of Patent: ** Nov. 28, 2000**

[54] **HAIR CLIPPER**

[75] Inventor: **Björn Kling**, Frankfurt am Main, Germany

[73] Assignee: **Braun GmbH**, Germany

[**] Term: **14 Years**

[21] Appl. No.: **29/121,223**

[22] Filed: **Apr. 3, 2000**

[30] **Foreign Application Priority Data**

Oct. 6, 1999 [XH] Hague Agreement DMA/004656

[51] **LOC (7) Cl. 28-03**

[52] **U.S. Cl. D28/53**

[58] **Field of Search D28/49-54; 30/34.05, 30/34.1, 34.2, 43, 196-223**

[56] **References Cited**

U.S. PATENT DOCUMENTS

D. 295,684	5/1988	Muller	D28/53
D. 307,193	4/1990	Nikolaus	D28/53
D. 356,185	3/1995	Rizzuto, Jr.	D28/53
D. 367,946	3/1996	Akashi et al.	D28/51
D. 368,984	4/1996	Nakashima et al.	D28/53

D. 387,487	12/1997	Sulik	D28/53
D. 408,102	4/1999	Van Asten	D28/53
D. 408,586	4/1999	Nielsen et al.	D28/53
D. 423,720	4/2000	Nielsen et al.	D28/53
2,395,296	2/1946	Schwab	30/41.6
5,327,648	7/1994	Ullmann	30/43.1

OTHER PUBLICATIONS

Housewares Jan. 1, 1989, p. 96: clipper indicated by arrow.

Primary Examiner—Catherine Tuttle

Attorney, Agent, or Firm—Fish & Richardson P.C.

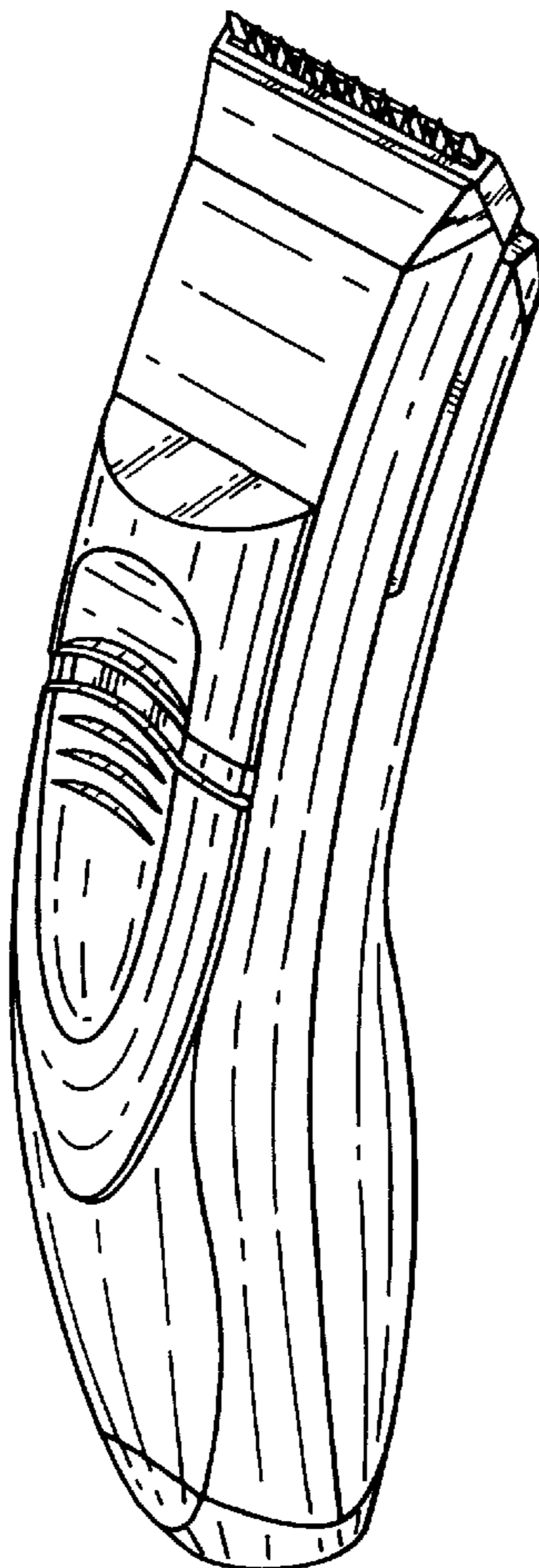
[57] **CLAIM**

The ornamental design for a hair clipper, as shown and described.

DESCRIPTION

FIG. 1 is a perspective view of a hair clipper from above, showing my design;
FIG. 2 is a front view thereof;
FIG. 3 is a right-side view thereof;
FIG. 4 is a left-side view thereof;
FIG. 5 is a rear view thereof;
FIG. 6 is a top plan view thereof; and,
FIG. 7 is a bottom plan view thereof.

1 Claim, 4 Drawing Sheets



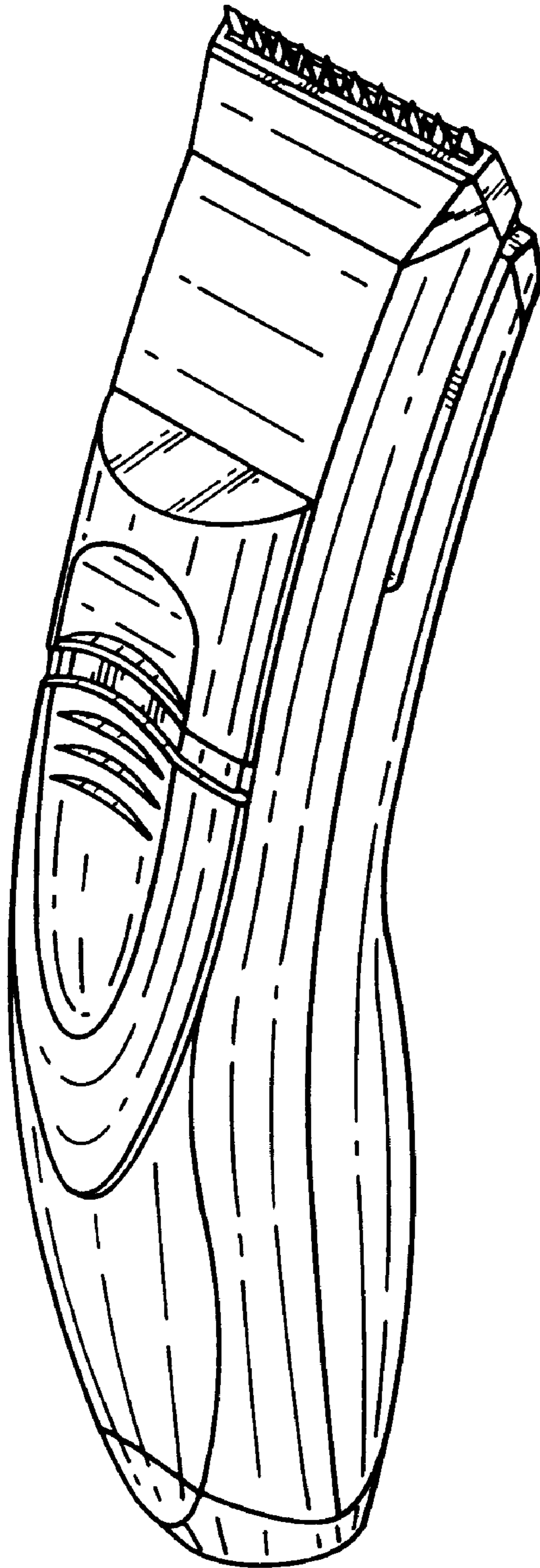


Fig. 1




Fig. 2

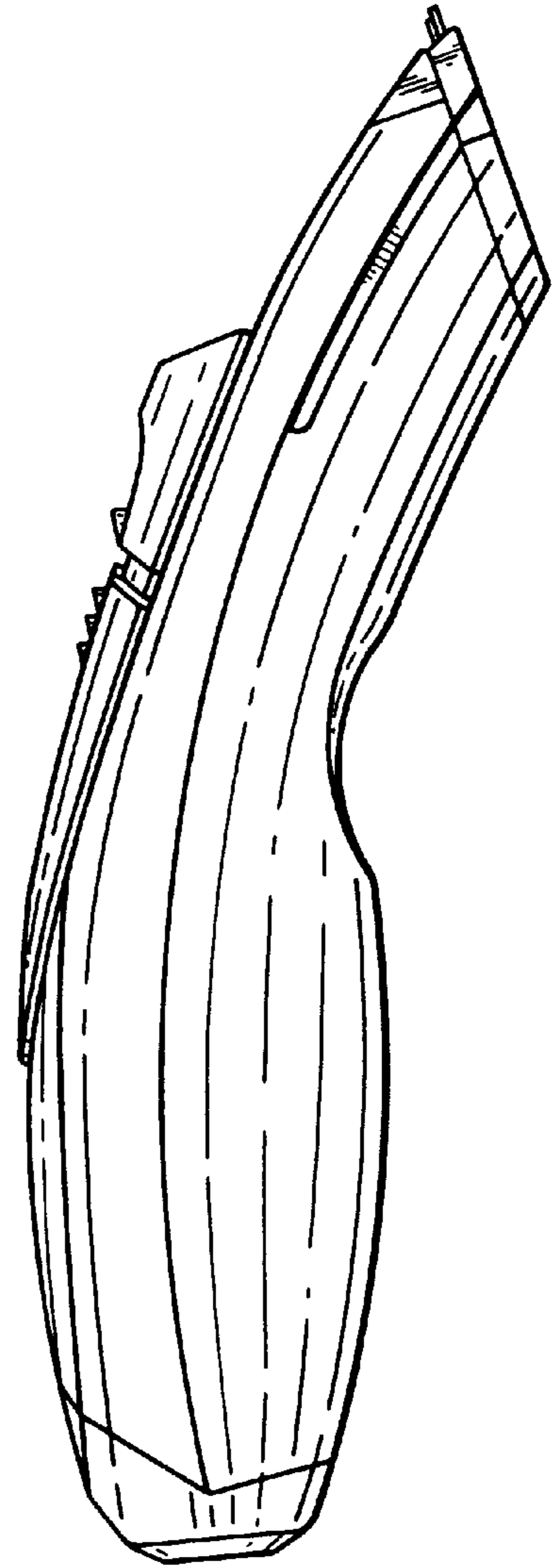


Fig. 3

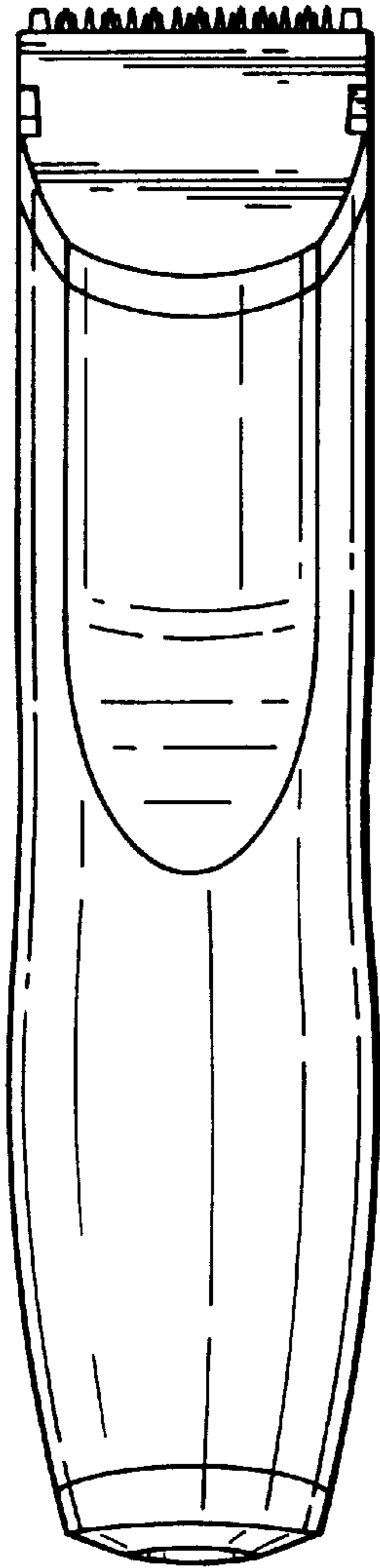


Fig. 5

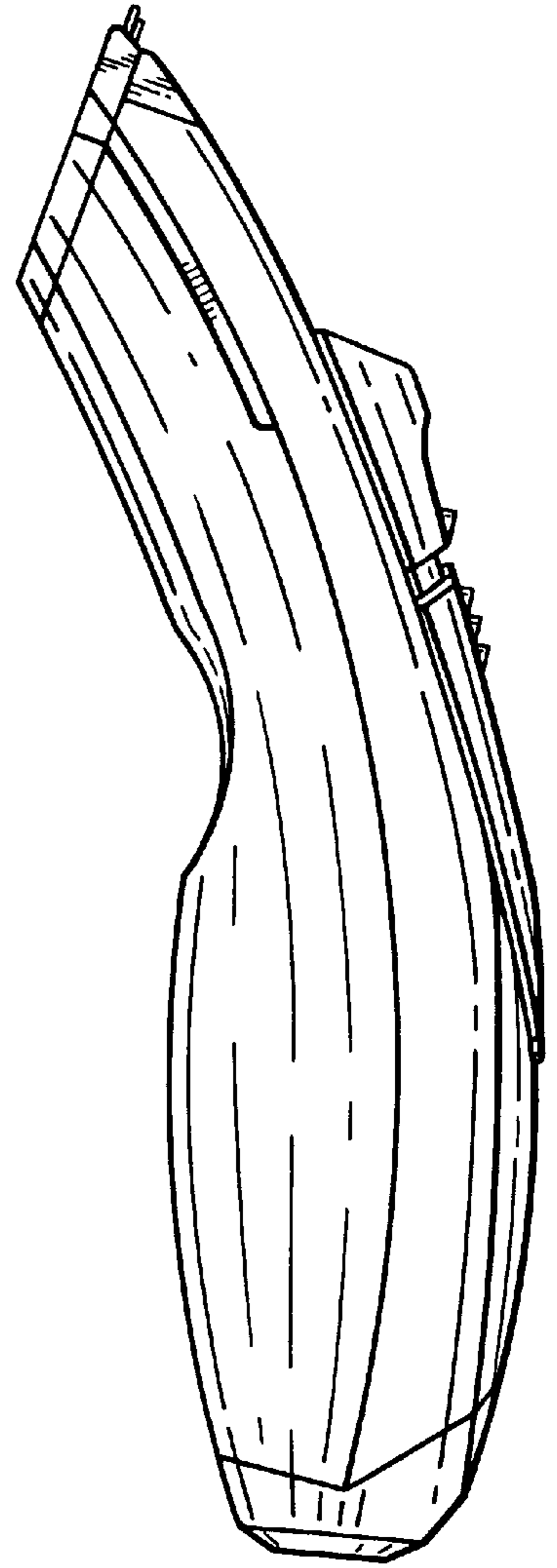


Fig. 4




Fig. 6

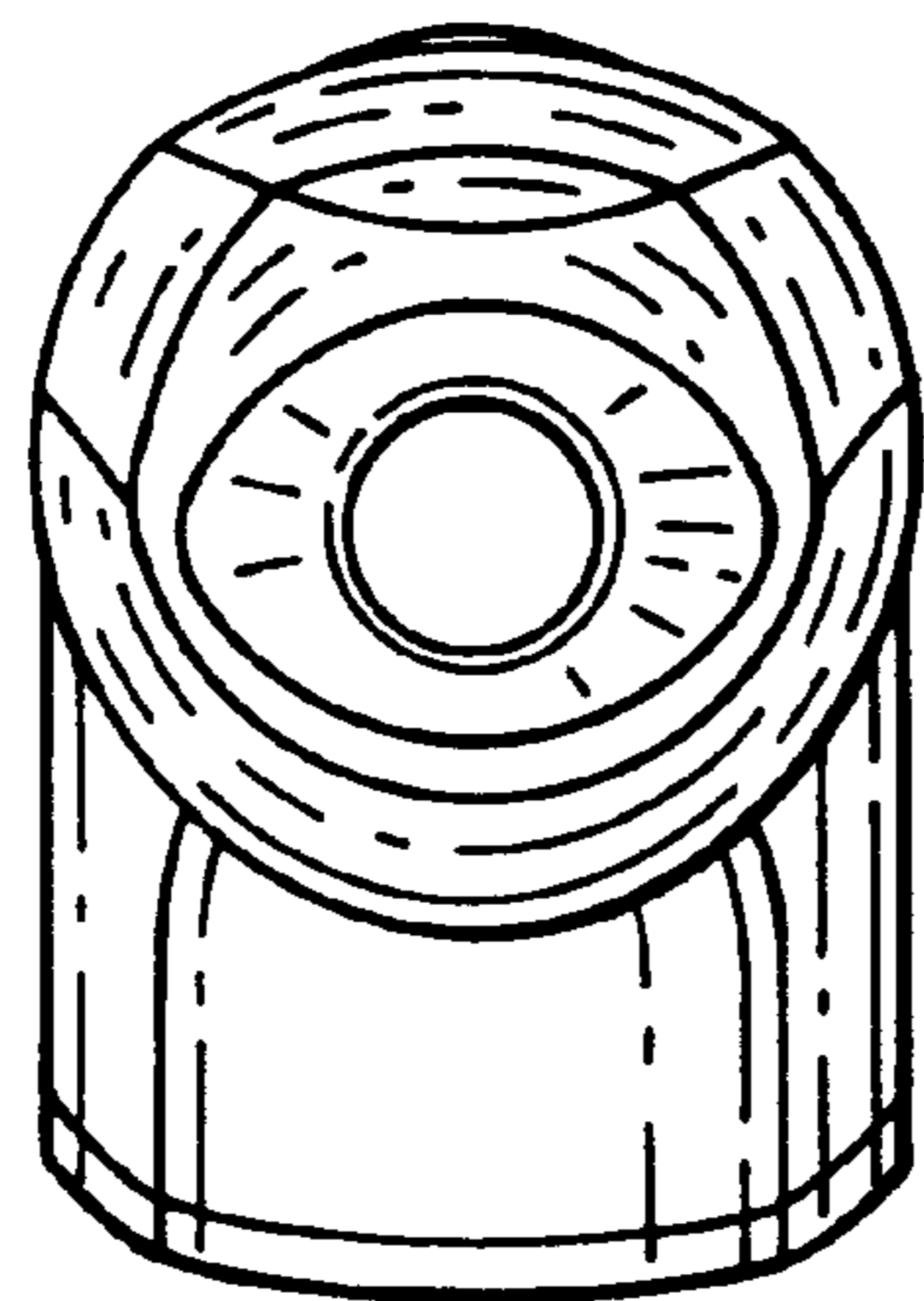


Fig. 7