



US00D434527S

United States Patent [19]

Gerow

[11] Patent Number: Des. 434,527

[45] Date of Patent: ** Nov. 28, 2000

[54] **COMBINED BARRETTE, CHAIN AND TIE TACK**

[76] Inventor: **David J. Gerow**, 83 Lawn St., 2nd Floor, Providence, R.I. 02908

[**] Term: **14 Years**

[21] Appl. No.: **29/105,391**

[22] Filed: **May 24, 1999**

4,991,607	2/1991	Chen	132/278
5,052,083	10/1991	Hammer	24/66.2
5,520,016	5/1996	Liu	63/15
5,669,242	9/1997	Cayton	63/21

FOREIGN PATENT DOCUMENTS

429605	9/1911	France	63/2
--------	--------	--------	------

Primary Examiner—Ted Shooman
Assistant Examiner—C Tuttle
Attorney, Agent, or Firm—Cristina M Offenberg, Esq.

Related U.S. Application Data

[63] Continuation-in-part of application No. 29/063,730, Dec. 13, 1996, abandoned.

[51] **LOC (7) Cl.** **28-03**

[52] **U.S. Cl.** **D28/42**

[58] **Field of Search** D28/39-43; D11/1, D11/2, 6, 8, 11, 20, 202, 203, 208, 215, 222; 132/273, 275-279; 63/1.11, 1.16, 1.17, 1.18, 12, 14.1, 14.4, 14.5, 3, 3.1, 4, 20, 21, 43; 24/3.4, 3.11, 3.13, 49.1, 66.4, 66.5, 66.6, 66.8, 66.11

[56] References Cited

U.S. PATENT DOCUMENTS

D. 47,996	10/1915	Guinis et al.	D11/2
897,188	8/1908	Bechtold	132/279
1,771,129	7/1930	Lampl	63/1.16
2,402,956	7/1946	Fyfe	63/40
2,597,254	5/1952	Meohas	D28/42 X
2,620,481	12/1952	Florkewicz	2/132
3,170,311	2/1965	Raphael	63/3.1

[57] CLAIM

The ornamental design for a “combined barrette, chain and tie tack”, as shown and described.

DESCRIPTION

FIG. 1 is a top, front and side perspective view of a combined barrette, chain and tie tack showing my new design;
FIG. 2 is a top and rear perspective shown in use, with the chain hanging in an alternate position;
FIG. 3 is a front perspective view shown in use with the chain hanging in a further alternate position; and,
FIG. 4 is a front elevational view showing the chain in a further alternate position.

The broken line showing of the human form and clasp structures on the underside of the barrette is for illustrative purposes only and forms no part of the claimed design.

The surface(s) or portion(s) of the article not shown in the drawing or described in the specification form(s) no part of the claimed design.

1 Claim, 4 Drawing Sheets





FIG. 1

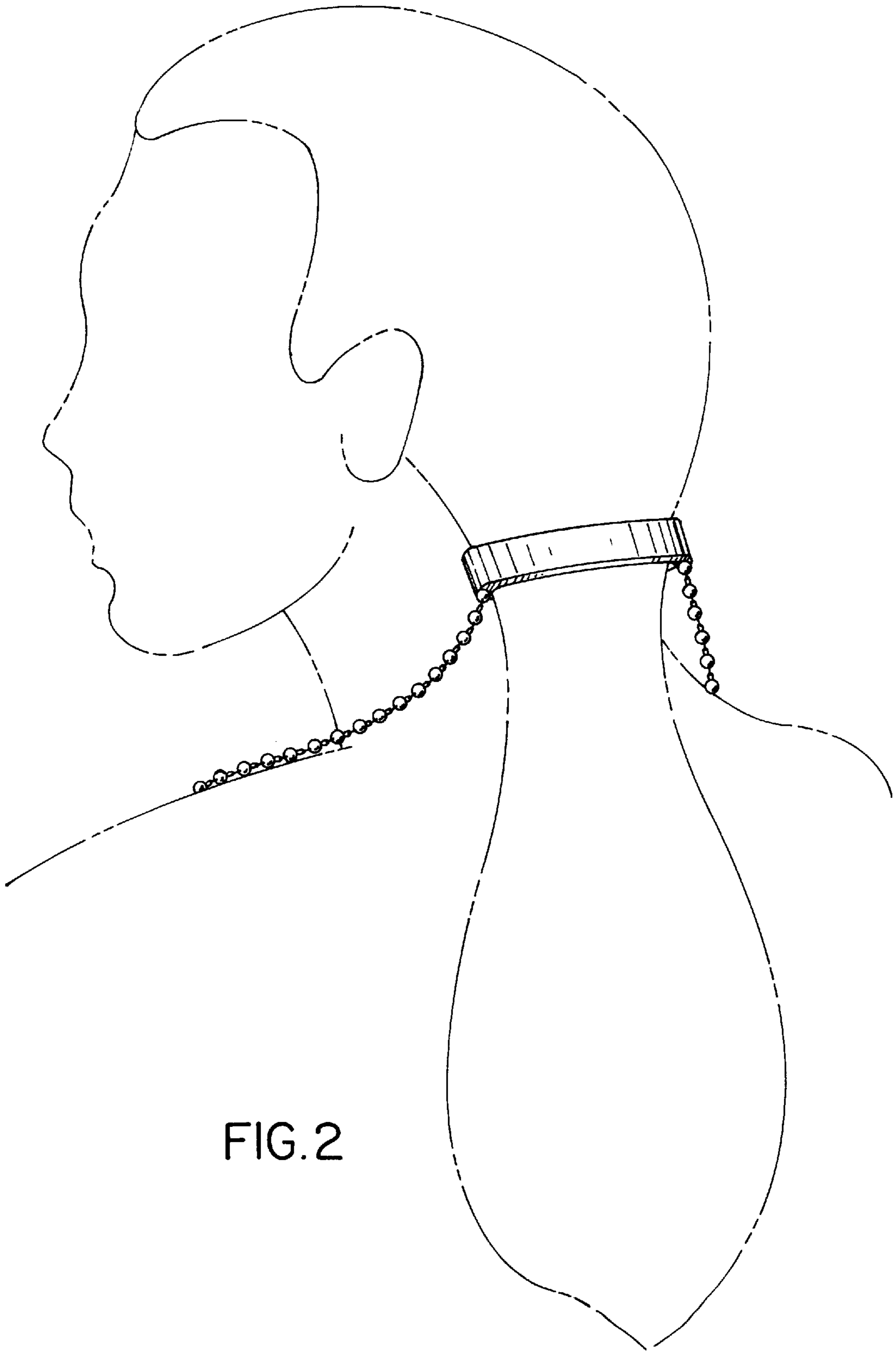


FIG.2




FIG. 3




FIG. 4