



US00D434522S

United States Patent [19]
De'Armond et al.

[11] **Patent Number: Des. 434,522**

[45] **Date of Patent: ** Nov. 28, 2000**

[54] **LAMP SUPPORT ARM**

[75] Inventors: **Robert De'Armond**, Temecula; **Jan Jaspers Fayer**, Idyllwild, both of Calif.

[73] Assignee: **Minka Lighting, Inc.**, Corona, Calif.

[**] Term: **14 Years**

[21] Appl. No.: **29/115,888**

[22] Filed: **Dec. 22, 1999**

[51] **LOC (7) Cl.** **26-99**

[52] **U.S. Cl.** **D26/155**

[58] **Field of Search** D26/72, 80-92,
D26/142, 145, 152-155; 362/404-409,
432, 431, 147, 362, 363

[56] **References Cited**

U.S. PATENT DOCUMENTS

- D. 36,975 6/1904 Humphrey .
- D. 51,326 10/1917 Adam .
- D. 63,615 6/1923 Crowell .
- D. 64,986 6/1924 Klein .
- D. 65,207 7/1924 Wolter .
- D. 65,532 9/1924 Klein .
- D. 66,189 12/1924 Jaeger .
- D. 66,430 1/1925 Snow .
- D. 67,423 5/1925 Walker .
- D. 70,108 5/1926 Gottlicher .
- D. 74,689 3/1928 Ludwig .
- D. 84,097 5/1931 McFadden .
- D. 159,423 7/1950 Kushner .
- D. 213,879 4/1969 Algoren .
- D. 277,933 3/1985 Valli .
- D. 314,834 2/1991 Rottner .
- D. 333,531 2/1993 Rottner .
- D. 353,906 12/1994 Hsu .
- D. 388,215 12/1997 Hsu .
- D. 388,217 12/1997 Hsu .
- D. 394,519 5/1998 Hsu .
- D. 403,464 12/1998 Fraile .
- D. 406,919 3/1999 Leon .
- D. 411,331 6/1999 Miranda .
- D. 417,926 12/1999 Meck et al. .
- D. 417,927 12/1999 Meck et al. .
- D. 419,717 1/2000 Dolan .

- D. 420,162 2/2000 Meck et al. .
- D. 420,459 2/2000 Meck et al. .
- D. 420,460 2/2000 Meck et al. .
- D. 420,760 2/2000 Meck et al. .
- D. 422,106 3/2000 Meck et al. .
- D. 427,355 6/2000 Miranda .
- D. 427,714 7/2000 Cohen .
- D. 427,715 7/2000 Miranda .
- D. 427,721 7/2000 De' Armond .
- D. 428,187 7/2000 De' Armond .
- 1,494,208 5/1924 Bailey .
- 5,442,532 8/1995 Boulos et al. .

OTHER PUBLICATIONS

Robert De' Armond, et al., U.S. Patent Application Ser. No. 29/115,932.

Robert De' Armond, et al., U.S. Patent Application Ser. No. 29/115,935.

Primary Examiner—Alan P. Douglas

Assistant Examiner—Linda Brooks

Attorney, Agent, or Firm—Jenkins & Gilchrist, P.C.

[57] **CLAIM**

The ornamental design for a lamp support arm, as shown and described.

DESCRIPTION

FIG. 1 is a left side elevational view of the lamp support arm in accordance with the design, illustrated in an environment of a lamp;

FIG. 2 is a top plan view of the lamp support arm in accordance with the design;

FIG. 3 is a rear side elevational view of the lamp support arm in accordance with the design;


FIG. 4 is a right side elevational view of the lamp support arm in accordance with the design, the left side being a mirror image thereof;

FIG. 5 is a front side elevational view of the lamp support arm in accordance with the design; and,

FIG. 6 is a bottom plan view of the lamp support arm in accordance with the design.

The broken lines show the environment in which the article is used and are not considered part of the design claimed.

1 Claim, 2 Drawing Sheets






Fig.1

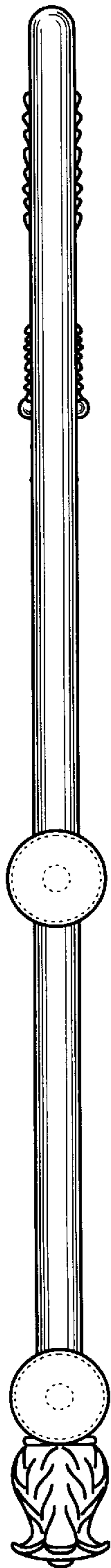
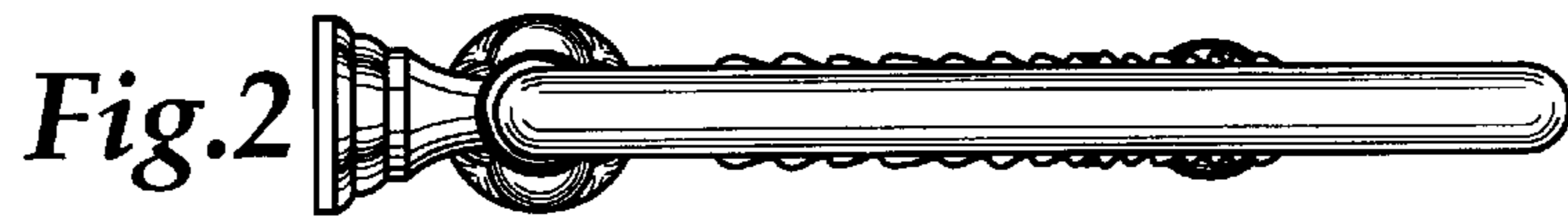


Fig.3

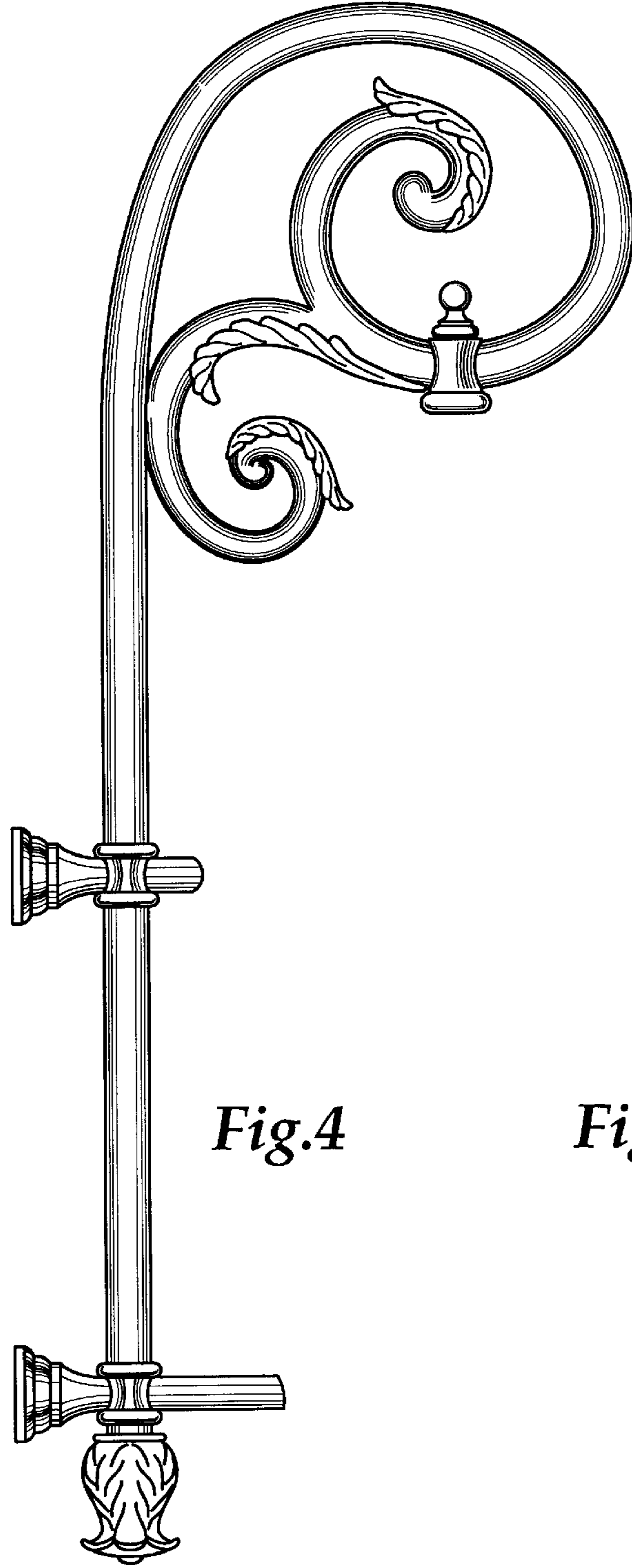


Fig.4

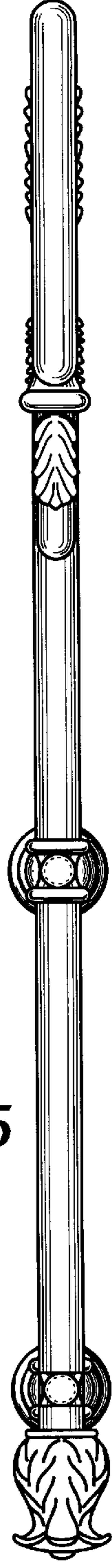
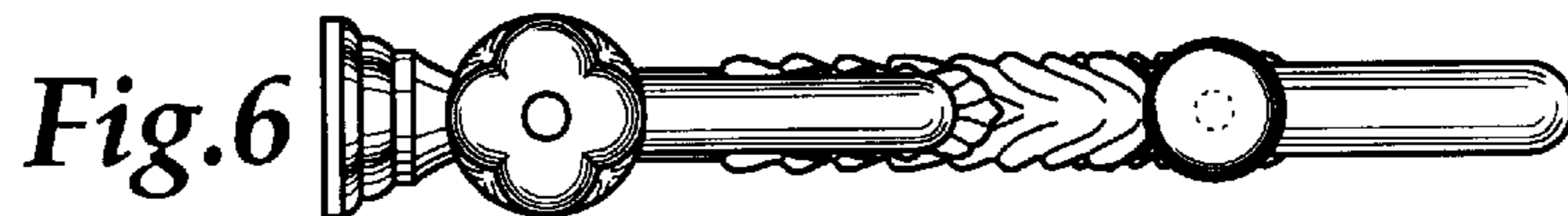


Fig.5



UNITED STATES PATENT AND TRADEMARK OFFICE
CERTIFICATE OF CORRECTION

PATENT NO. : Des 434,522
DATED : November 28, 2000
INVENTOR(S) : De' Armond et al.

Page 1 of 1

It is certified that error appears in the above-identified patent and that said Letters Patent is hereby corrected as shown below:

Description of Fig. 4 Remove "elecational" and insert therefor -- elevational --.

Signed and Sealed this

Sixteenth Day of October, 2001

Attest:

Nicholas P. Godici

Attesting Officer

NICHOLAS P. GODICI
Acting Director of the United States Patent and Trademark Office