



US00D434502S

United States Patent [19] Gallant

[11] **Patent Number: Des. 434,502**

[45] **Date of Patent: ** Nov. 28, 2000**

[54] **COMBINED POWER COLUMN AND CARE CART**

[75] Inventor: **Dennis J. Gallant**, Harrison, Ohio

[73] Assignee: **Hill-Rom, Inc.**, Batesville, Ind.

[**] Term: **14 Years**

[21] Appl. No.: **29/114,199**

[22] Filed: **Nov. 19, 1999**

Related U.S. Application Data

[62] Division of application No. 29/089,995, Jun. 26, 1998.

[51] **LOC (7) Cl.** **24-01**

[52] **U.S. Cl.** **D24/185; D34/14**

[58] **Field of Search** D12/128-133;
D24/185; D34/12-27; 280/79.11, 79.3,
47.34, 47.35, 47.33, 35; 248/129, 167;
211/26, 190

[56] References Cited

U.S. PATENT DOCUMENTS

D. 349,668 8/1994 Mathews et al. D12/129

D. 418,603	1/2000	Gallant	D24/185
4,574,963	3/1986	Fullenkamp et al.	211/190
4,628,553	12/1986	Buttitta et al.	5/62
5,186,337	2/1993	Foster et al.	211/26
5,344,169	9/1994	Pryor et al.	280/79.3
5,348,324	9/1994	Trotta	280/35
5,452,807	9/1995	Foster et al.	211/26

Primary Examiner—Kay H. Chin
Attorney, Agent, or Firm—Barnes & Thornburg

[57] CLAIM

The ornamental design for a combined power column and care cart, as shown and described.

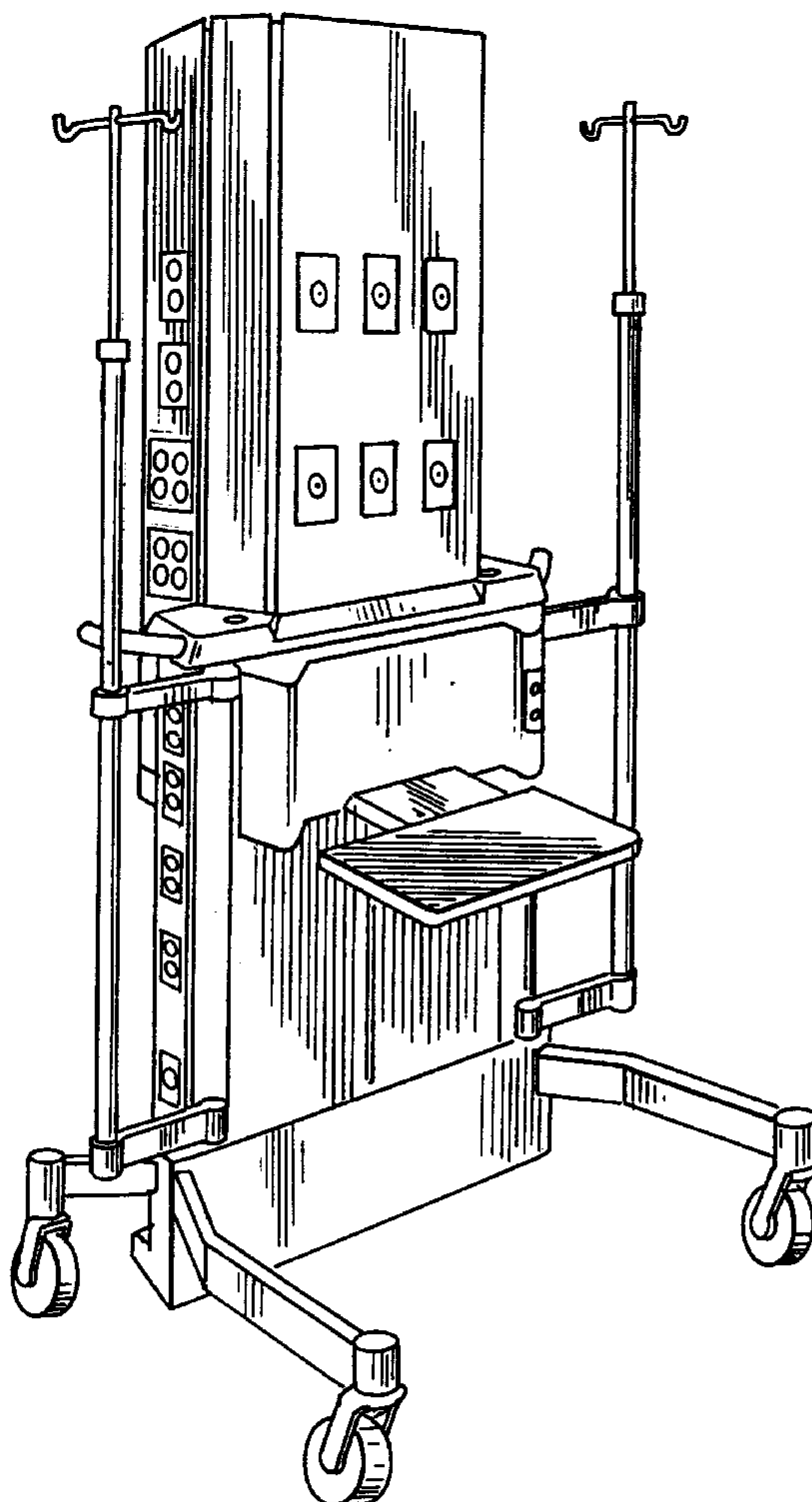
DESCRIPTION

FIG. 1 is a perspective view of a combined power column and care cart showing my new design;

FIG. 2 is a left side elevational view thereof; and,

FIG. 3 is a top plan view thereof.

1 Claim, 2 Drawing Sheets



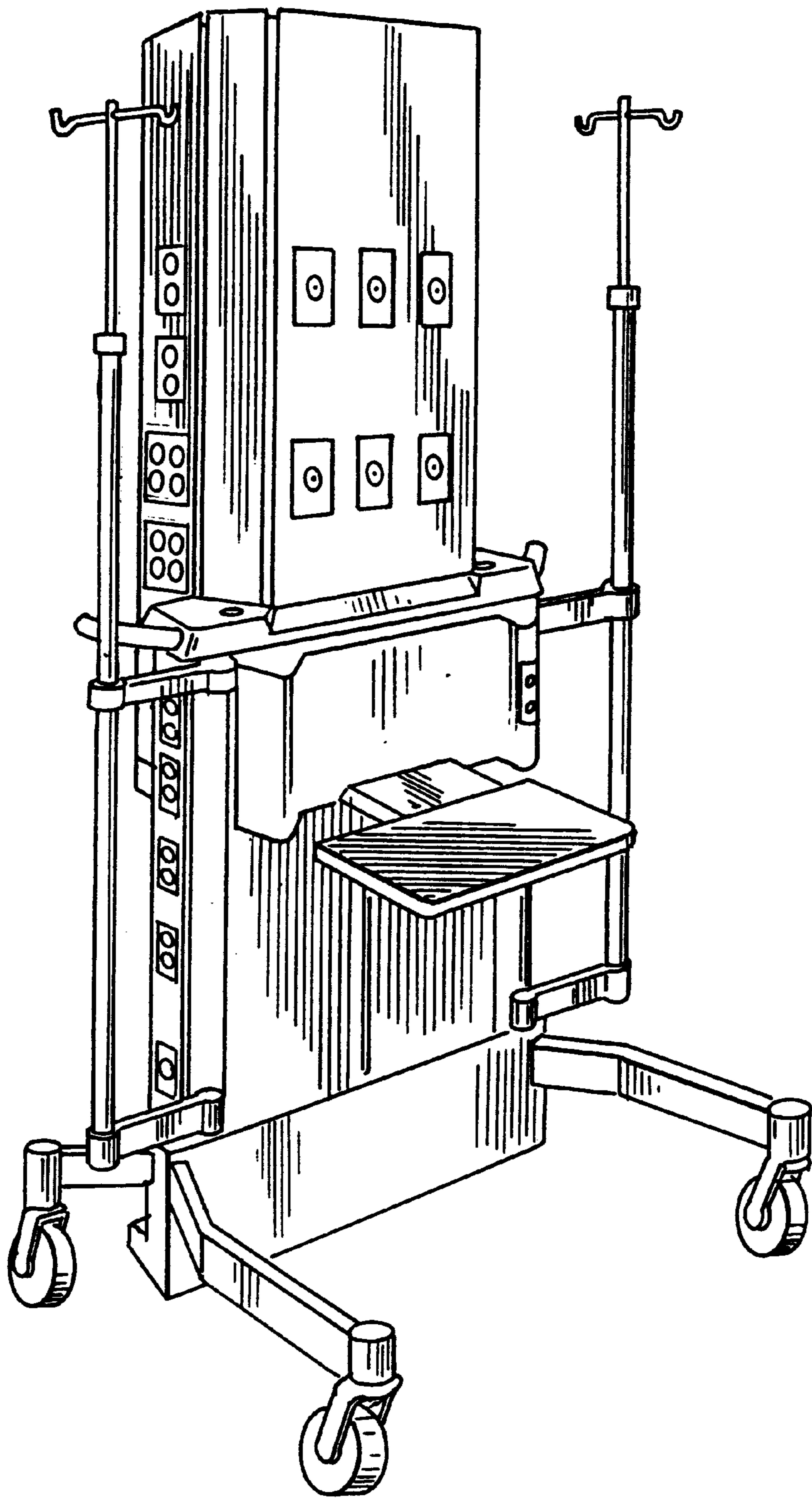


FIG. 1

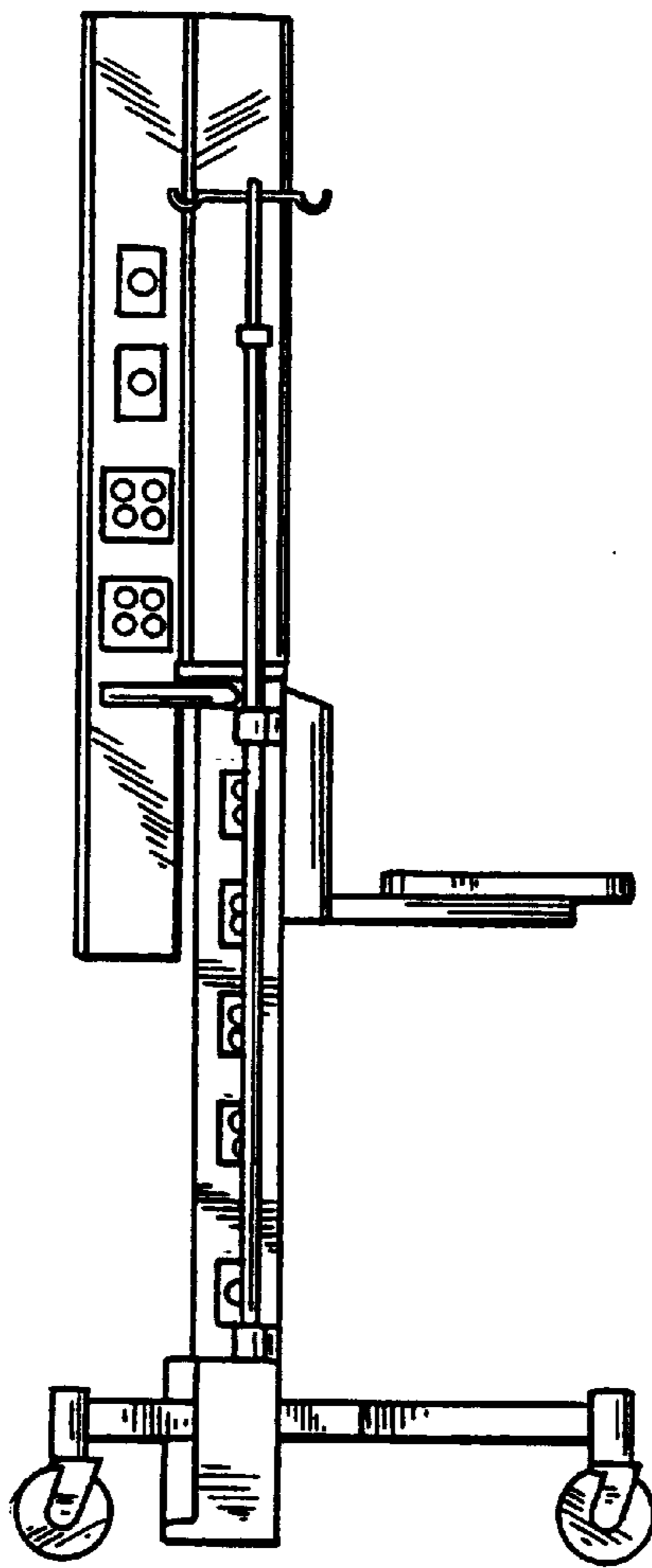


FIG. 2

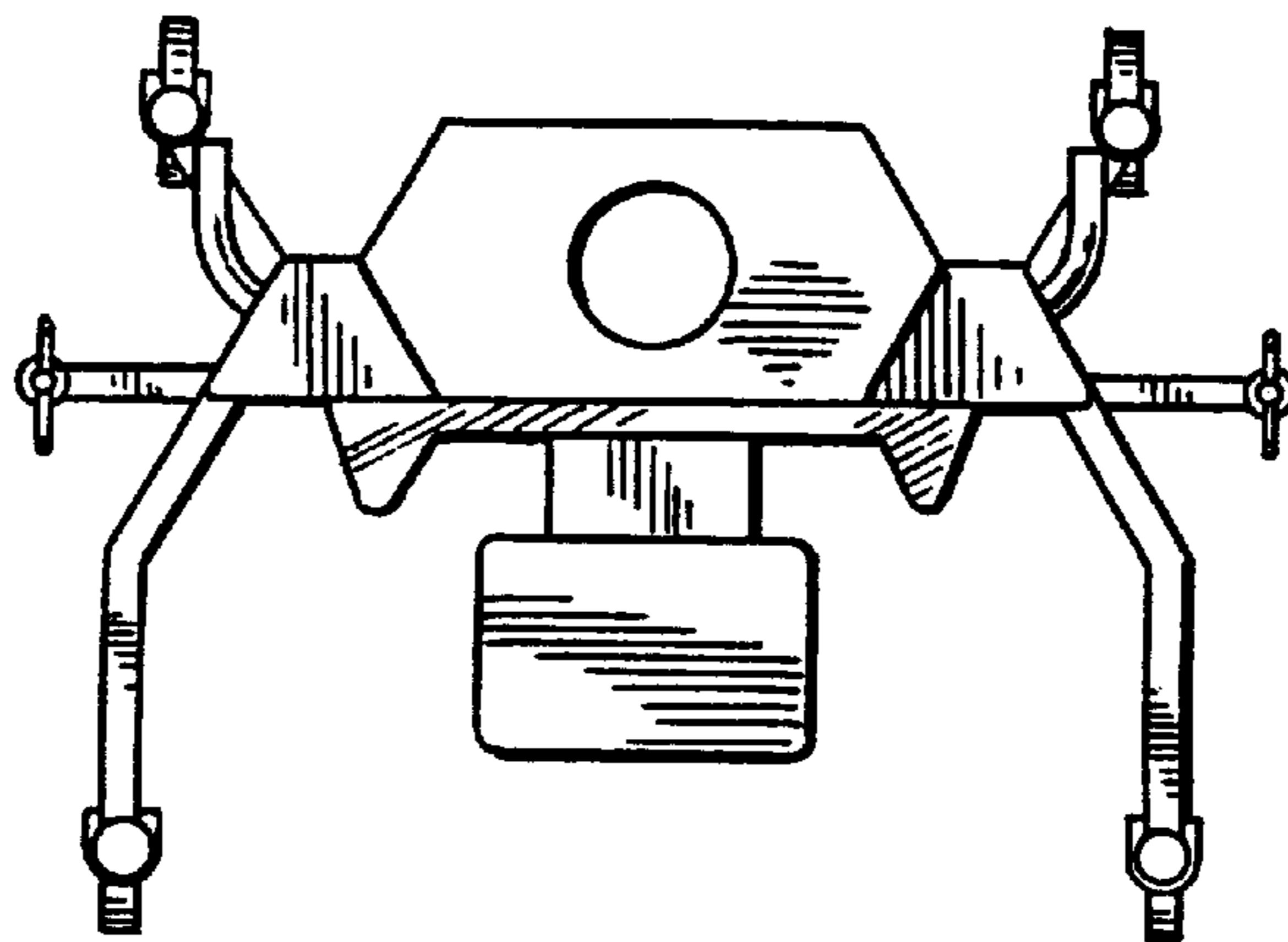


FIG. 3