

US00D434494S

United States Patent [19]

[11] Patent Number: **Des. 434,494**

Wilkinson et al.

[45] Date of Patent: **** Nov. 28, 2000**

[54] **INTEGRATED PIVOT PORT CLOSED COLLECTION CONTAINER**

[75] Inventors: **Bradley Mark Wilkinson**, North Haledon; **Robert S. Golabek, Jr.**, Towaco, both of N.J.

[73] Assignee: **Becton Dickinson and Company**, Franklin Lakes, N.J.

[**] Term: **14 Years**

[21] Appl. No.: **29/108,993**

[22] Filed: **Aug. 6, 1999**

[51] **LOC (7) Cl.** **24-02**

[52] **U.S. Cl.** **D24/122; D24/216; D24/224**

[58] **Field of Search** D24/122, 216, D24/224, 121; D23/302; 600/576, 574, 573, 577; 604/318, 317, 319, 326, 331, 349; 422/102, 58, 61; 4/612, 614, 663, 664, 613, 144.1

[56] **References Cited**

U.S. PATENT DOCUMENTS

D. 390,668	2/1998	Lewandowski et al.	D24/224
3,750,647	8/1973	Gleason et al.	128/2 F
4,106,490	8/1978	Spilman et al.	128/2 F
4,116,066	9/1978	Mehl et al.	73/421 R
4,121,306	10/1978	Bringman et al.	4/144.2
4,176,412	12/1979	Peterson	4/144.1
4,258,032	3/1981	Mehl	424/148
4,300,404	11/1981	Mehl et al.	73/863.52
4,335,730	6/1982	Griffin	128/760
4,393,881	7/1983	Shah	128/760

4,492,258	1/1985	Lichtenstein et al.	141/1
4,761,379	8/1988	Williams et al.	435/296
4,769,215	9/1988	Ehrenkranz	422/58
4,805,632	2/1989	Pope	D24/122
4,895,167	1/1990	Guala	128/760
5,069,878	12/1991	Ehrenkranz	422/61
5,119,830	6/1992	Davis	422/102
5,147,342	9/1992	Kane et al.	604/356
5,251,639	10/1993	Rentsch	128/761
5,422,076	6/1995	Jones	422/102
5,569,225	10/1996	Fleury	604/323
5,797,855	8/1998	Hazard et al.	600/513
5,849,505	12/1998	Guirguis	435/7.2
5,893,176	4/1999	Magiera et al.	4/144.2
5,894,607	4/1999	Van Den Burg	4/144.2
5,894,608	4/1999	Birbara	4/144.3
5,897,840	4/1999	Owens, Jr. et al.	422/102

Primary Examiner—Ian Simmons
Attorney, Agent, or Firm—Nanette S. Thomas, Esq.; Keith McWha, Esq.

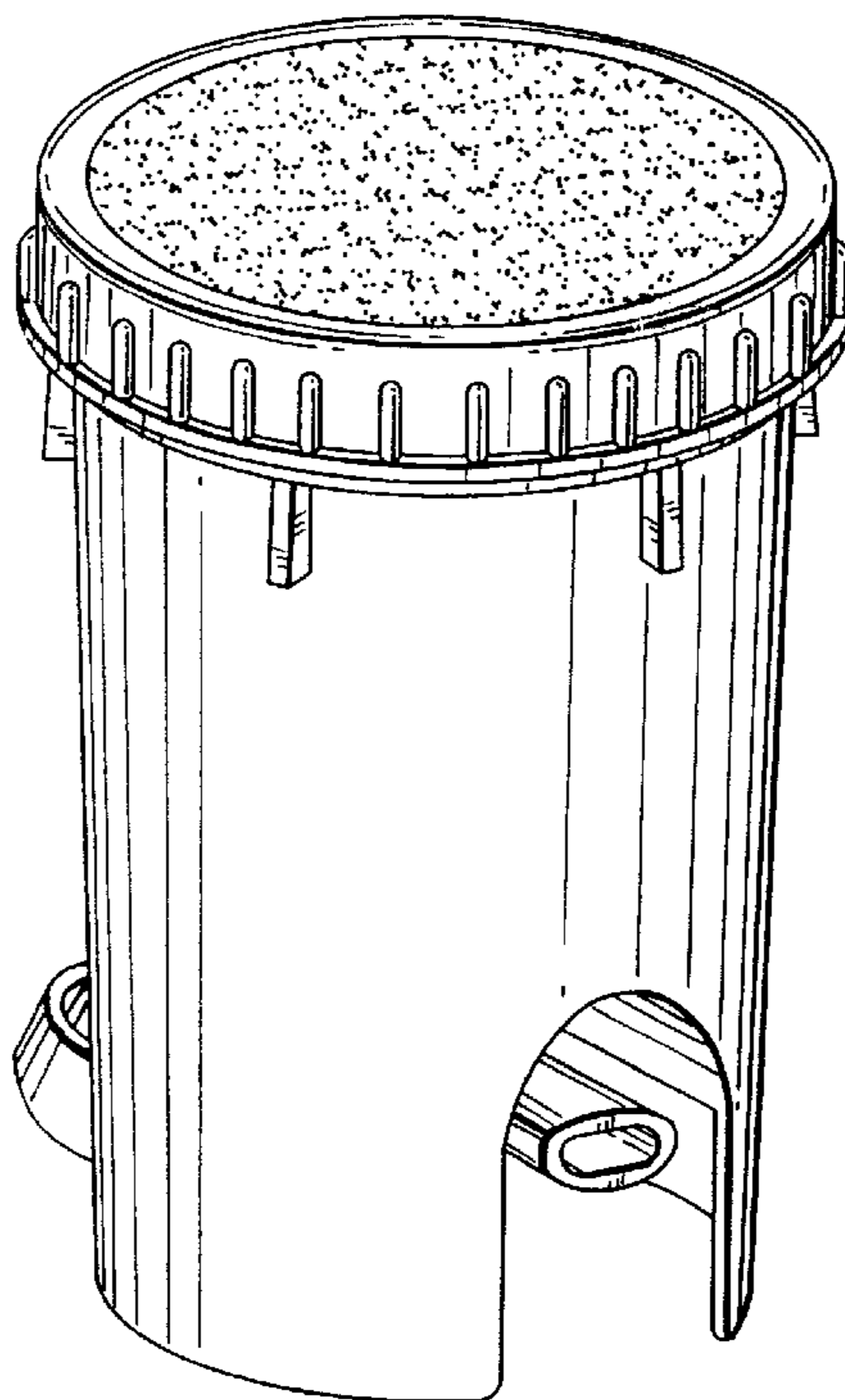
[57] **CLAIM**

The ornamental design for an integrated pivot port closed collection container, as shown and described.

DESCRIPTION

FIG. 1 is a front perspective view of an integrated pivot port closed collection container, showing our design; FIG. 2 is a rear perspective view of the container of FIG. 1; FIG. 3 is a top view of the container of FIG. 1; FIG. 4 is a front view of the container of FIG. 1; FIG. 5 is a side view of the container of FIG. 1; FIG. 6 is a rear view of the container of FIG. 1; and, FIG. 7 is a bottom view of the container of FIG. 1.

1 Claim, 4 Drawing Sheets






FIG. 1

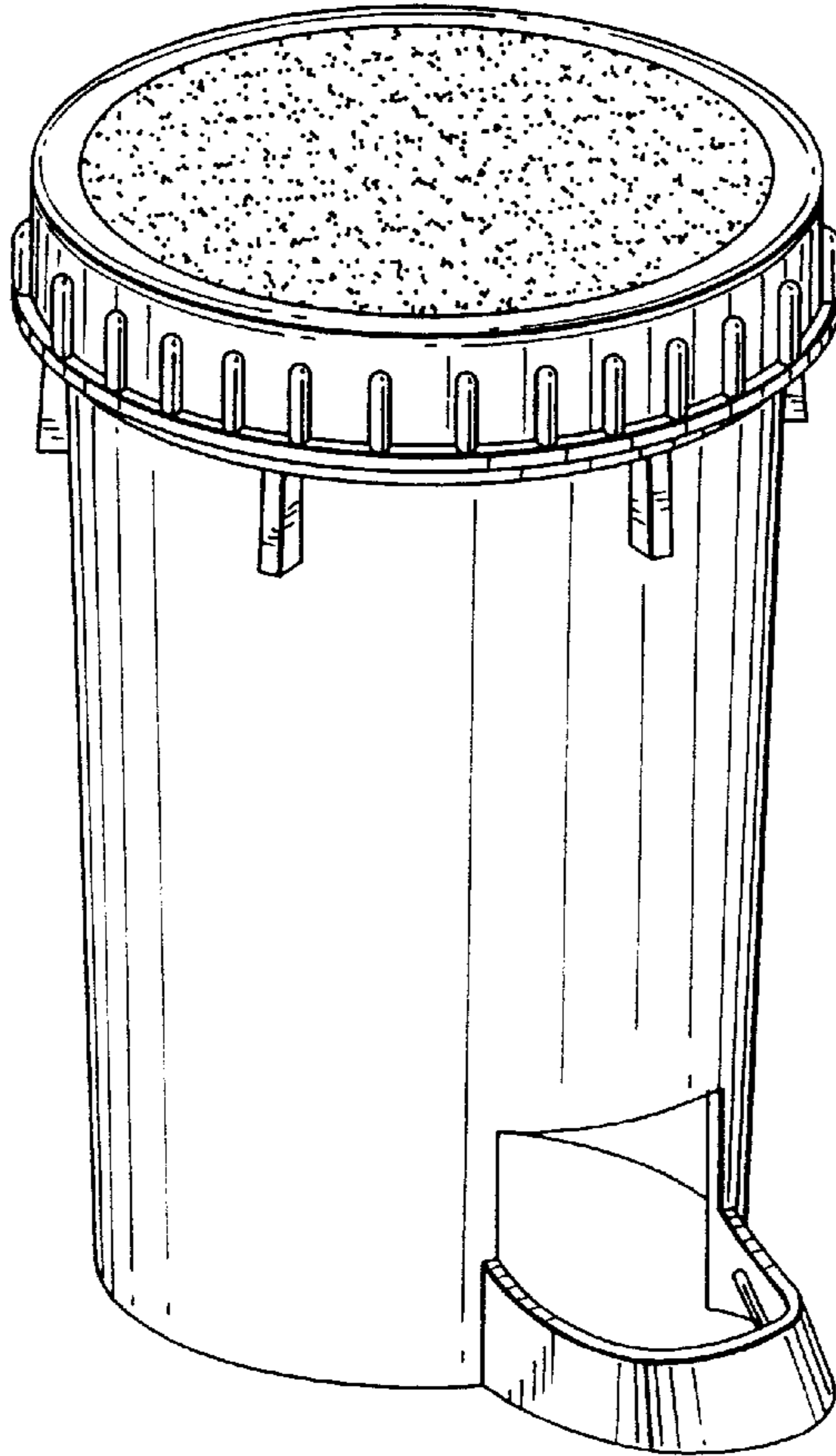


FIG. 2

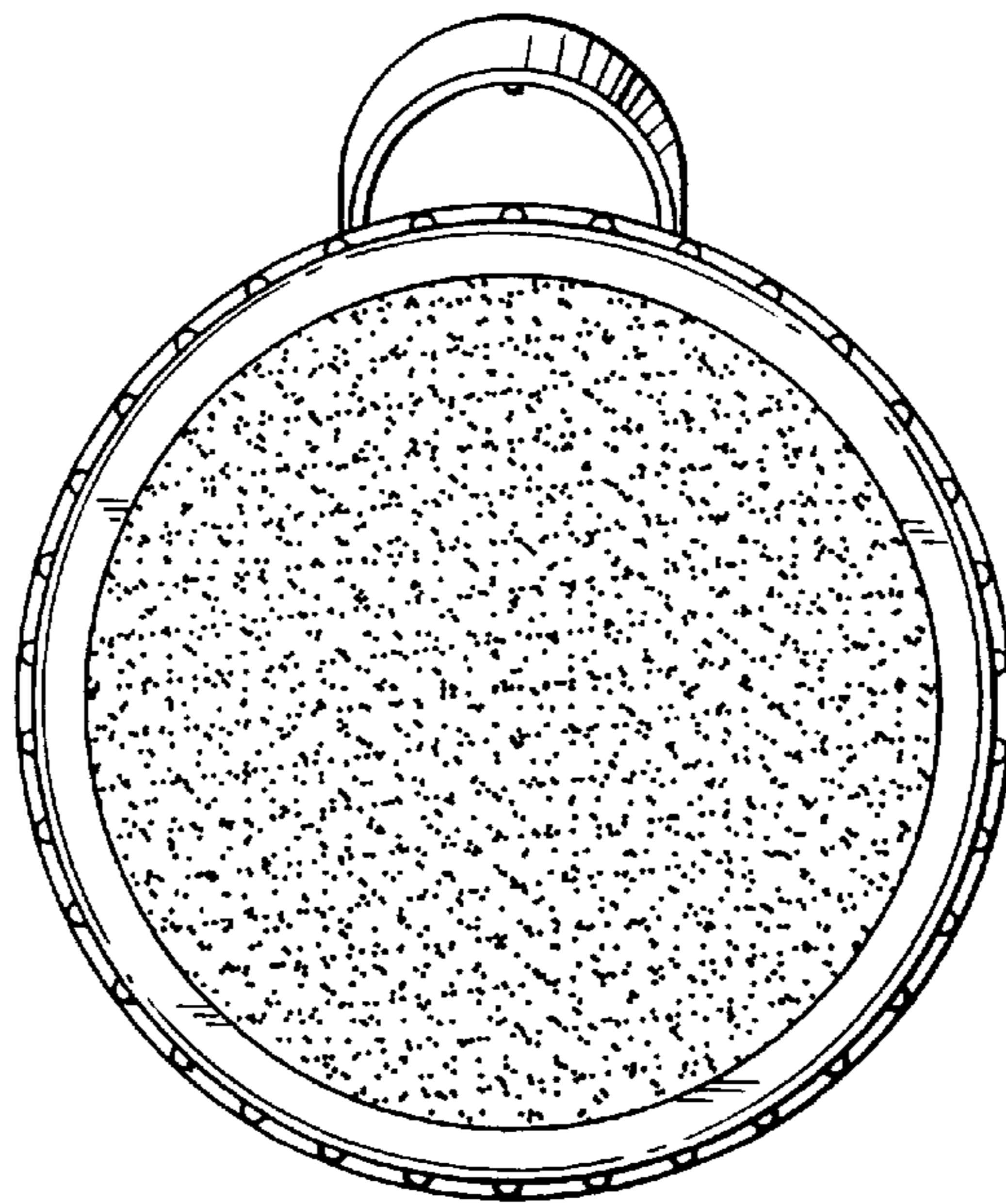


FIG. 3

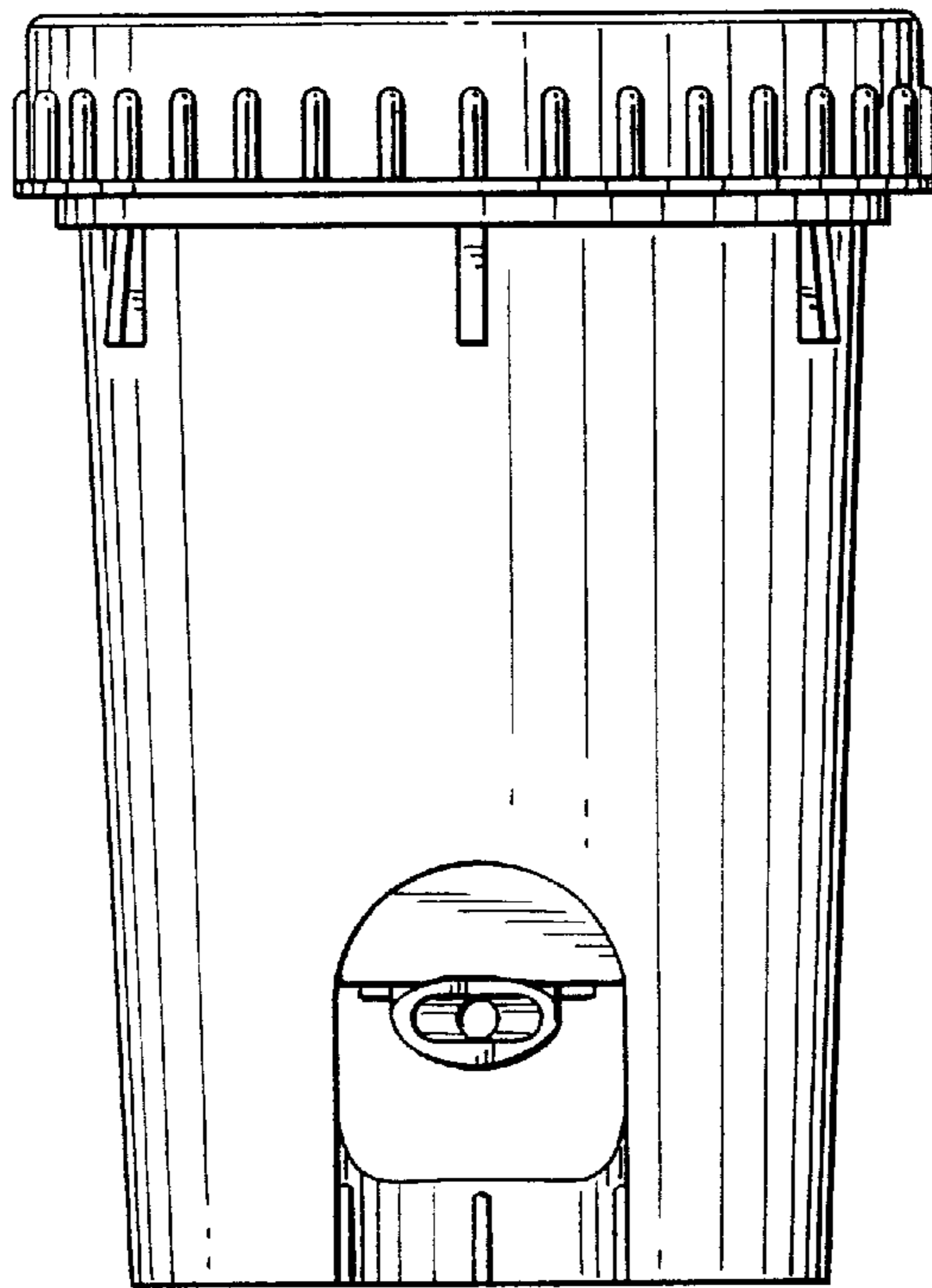


FIG. 4

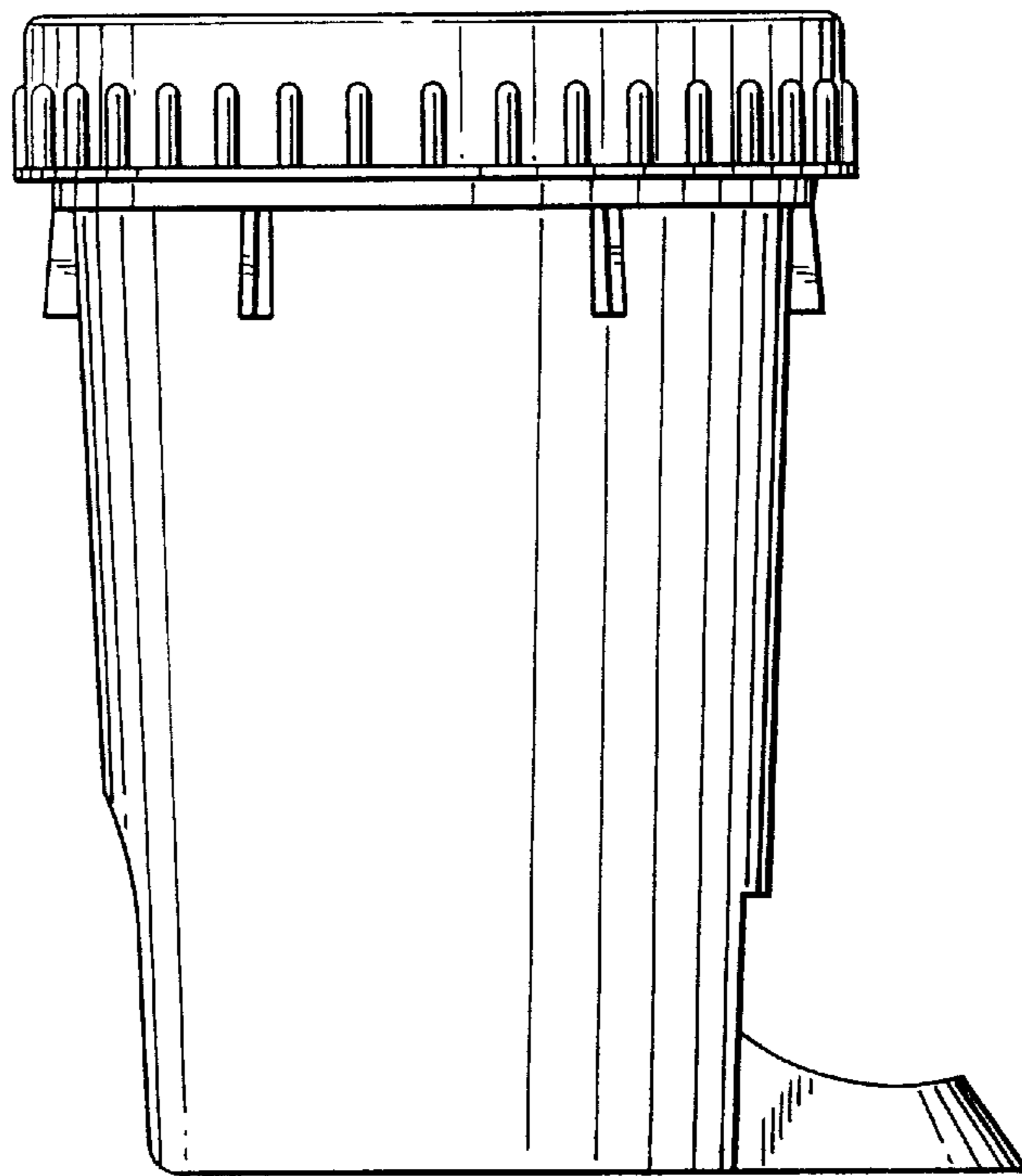


FIG. 5

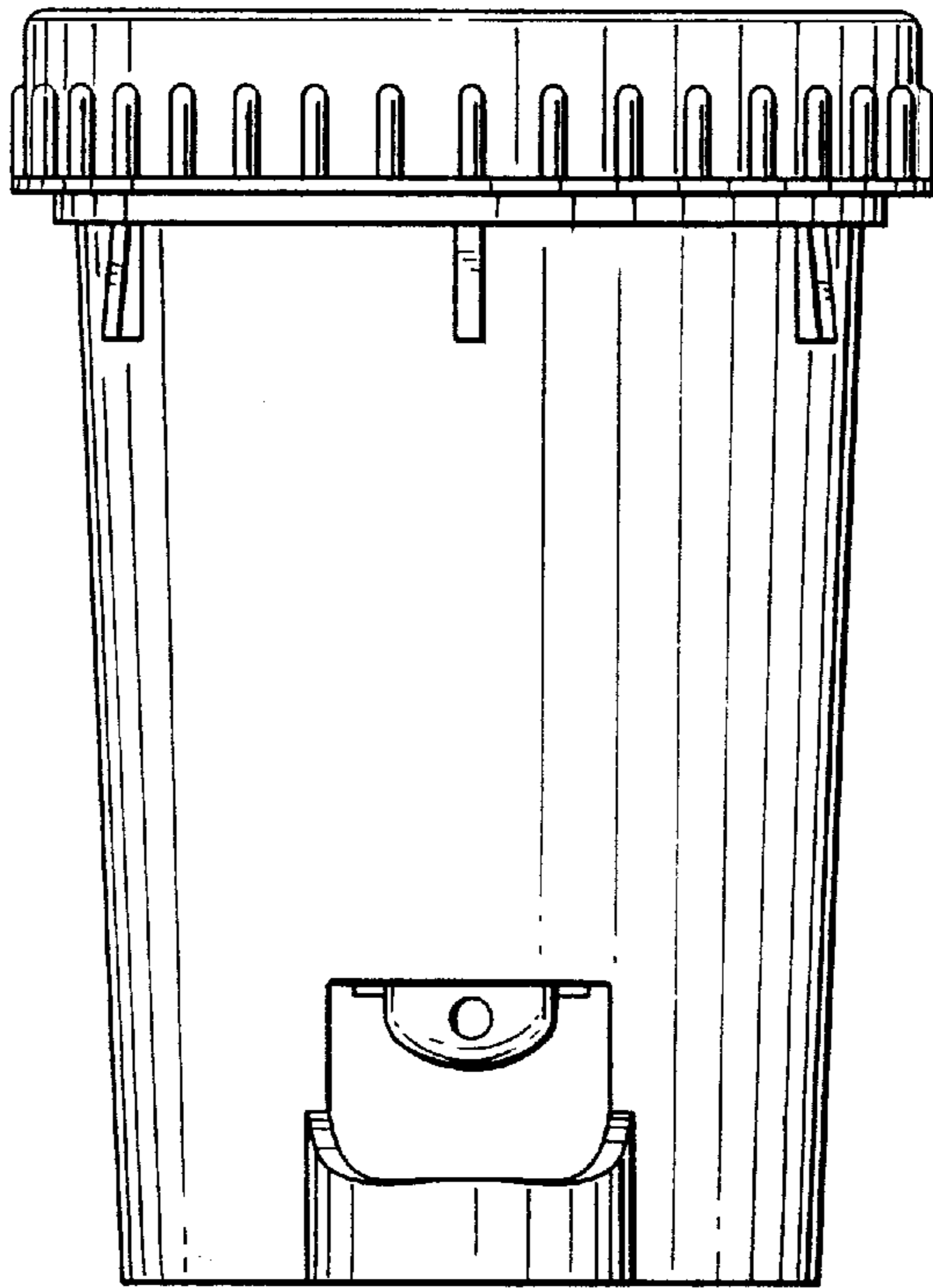


FIG. 6

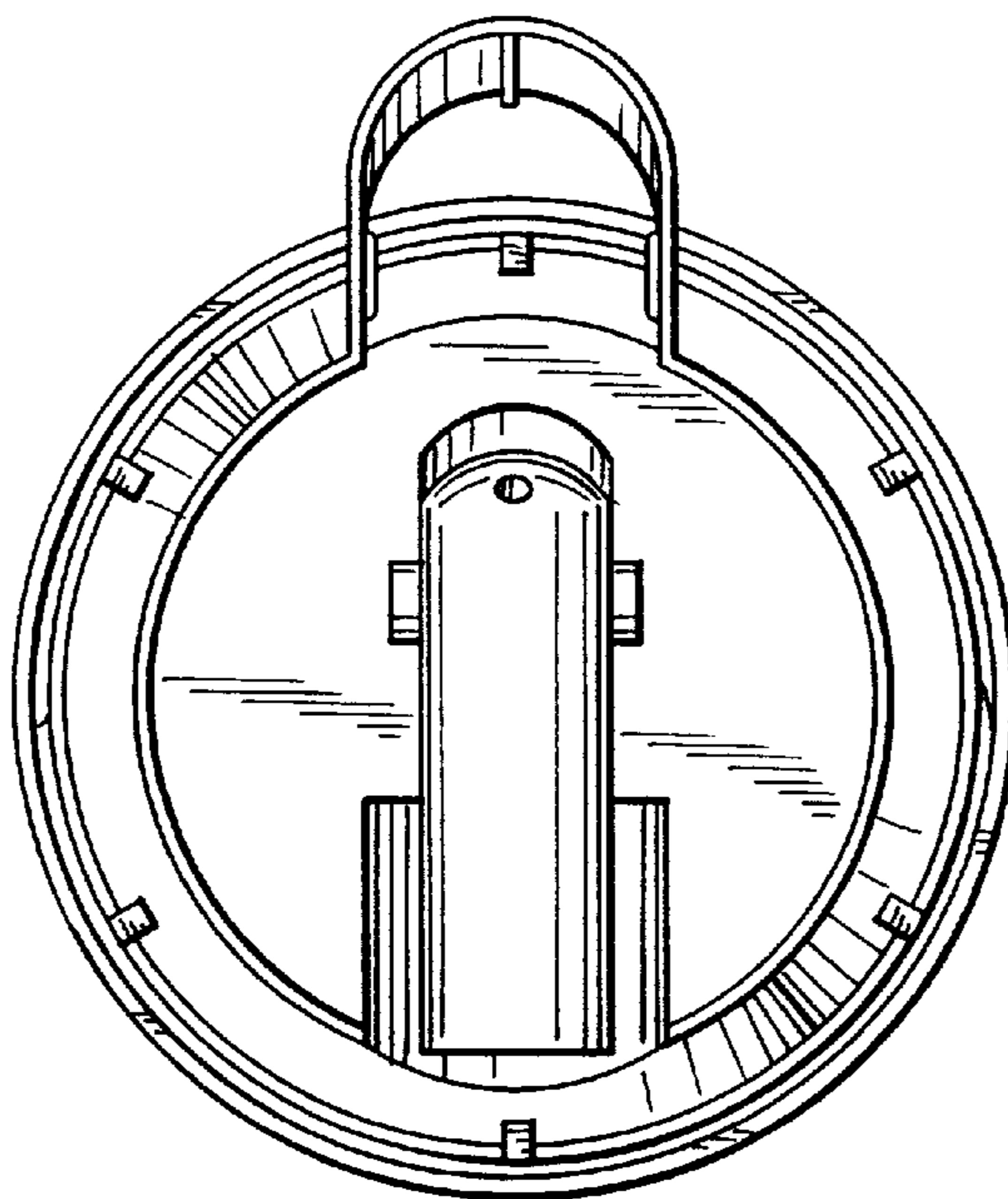


FIG. 7