



US00D434473S

United States Patent [19] Spangler

[11] **Patent Number: Des. 434,473**

[45] **Date of Patent: ** Nov. 28, 2000**

[54] **HIGH RISE SPOUT BASE**

OTHER PUBLICATIONS

[75] Inventor: **Anthony G. Spangler**, Greensburg, Ind.

Kohler K-600 Design Manual, p. 3.10, item #K-16109-4, Faucet Base for Revival, Dec. 1997.

[73] Assignee: **Masco Corporation of Indiana**, Indianapolis, Ind.

Hager Potteries Inc. Catalog, p. 15, items #4090 Urn; and 4172 Vase, Dec. 1987.

[**] Term: **14 Years**

Primary Examiner—Louis S. Zarfes

Assistant Examiner—Greg Andoll

[21] Appl. No.: **29/117,293**

Attorney, Agent, or Firm—Myron B. Kapustij; Lloyd D. Doigan

[22] Filed: **Jan. 21, 2000**

[51] **LOC (7) Cl. 02-04**

[57] CLAIM

[52] **U.S. Cl. D23/249; D11/154**

The ornamental design for a high rise spout base, as shown and described.

[58] **Field of Search D23/238-243, D23/247-250, 255, 257; D11/143, 152-154; 4/675-678; 137/801**

DESCRIPTION

[56] References Cited

U.S. PATENT DOCUMENTS

D. 28,234	2/1898	Slothower et al.	D23/238
D. 39,792	1/1909	Mueller	D23/238
D. 295,550	5/1988	Yost	D23/255
D. 350,591	9/1994	Kawakami	D23/238
D. 352,095	11/1994	Bolenbacher	D23/255
D. 374,478	10/1996	Doughty et al.	D23/242
D. 375,345	11/1996	Warshawsky	D23/241
D. 387,130	12/1997	Warshawsky	D23/238
D. 412,025	7/1999	Mark et al.	D23/238
D. 420,726	2/2000	Slothower et al.	D23/257

FIG. 1 is a front perspective view of the high rise spout base showing my new design;

FIG. 2 is a rear perspective view thereof;

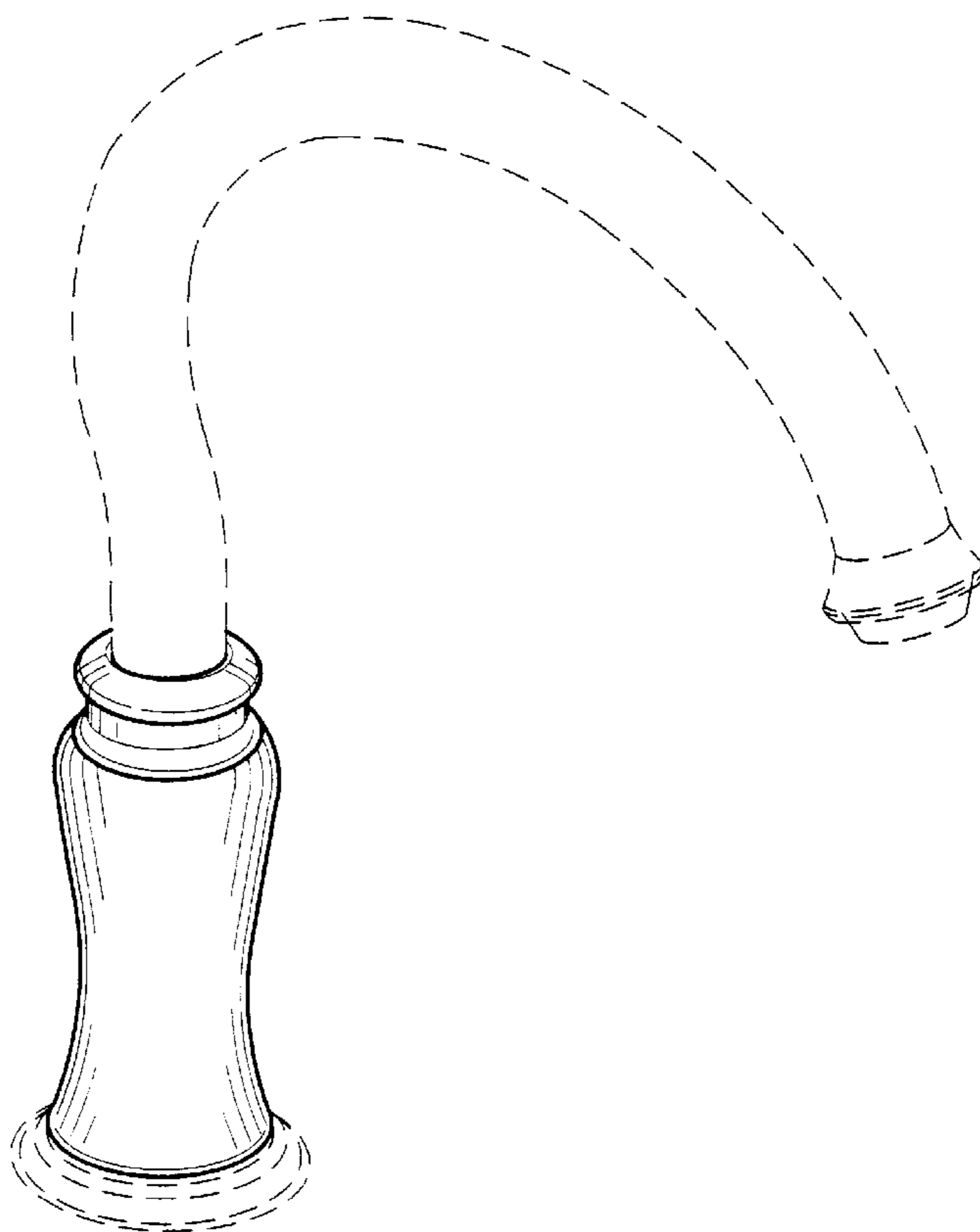
FIG. 3 is a left side elevational view thereof, the right side being a mirror image;

FIG. 4 is a top plan view thereof; and,

FIG. 5 is a bottom plan view thereof.

The broken line showing of the bottom of the base and spout is for purposes of illustration only and forms no part of the claimed design.

1 Claim, 1 Drawing Sheet



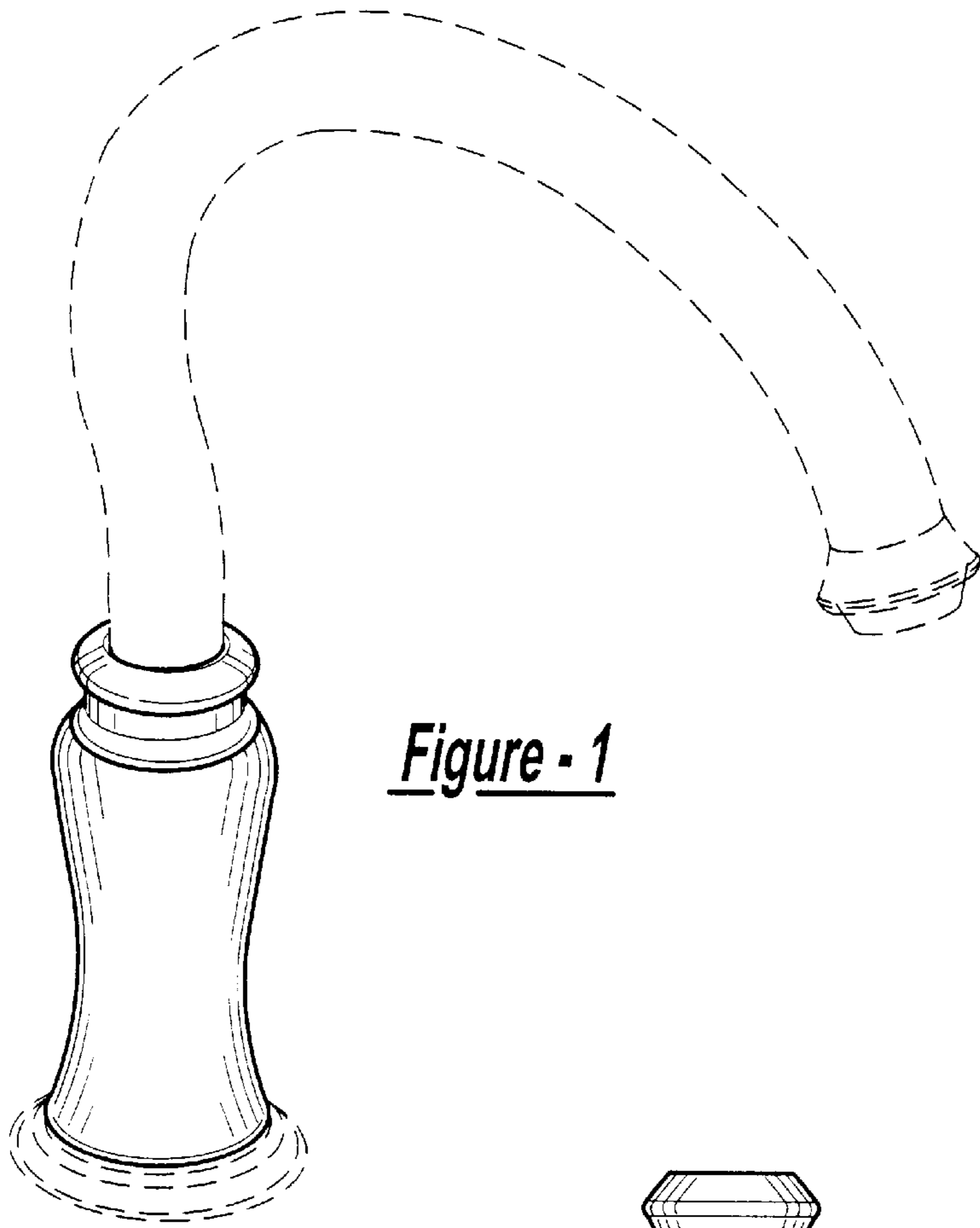


Figure - 1

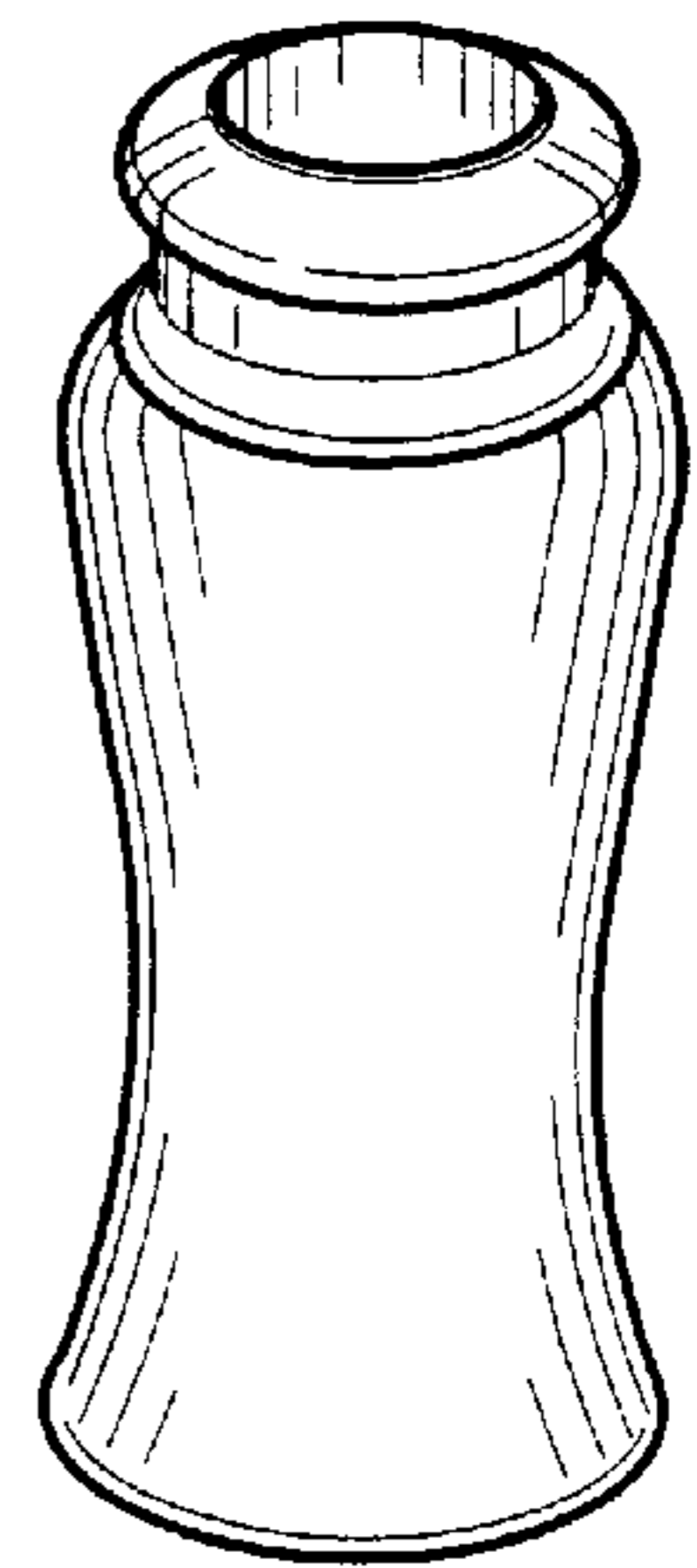


Figure - 2

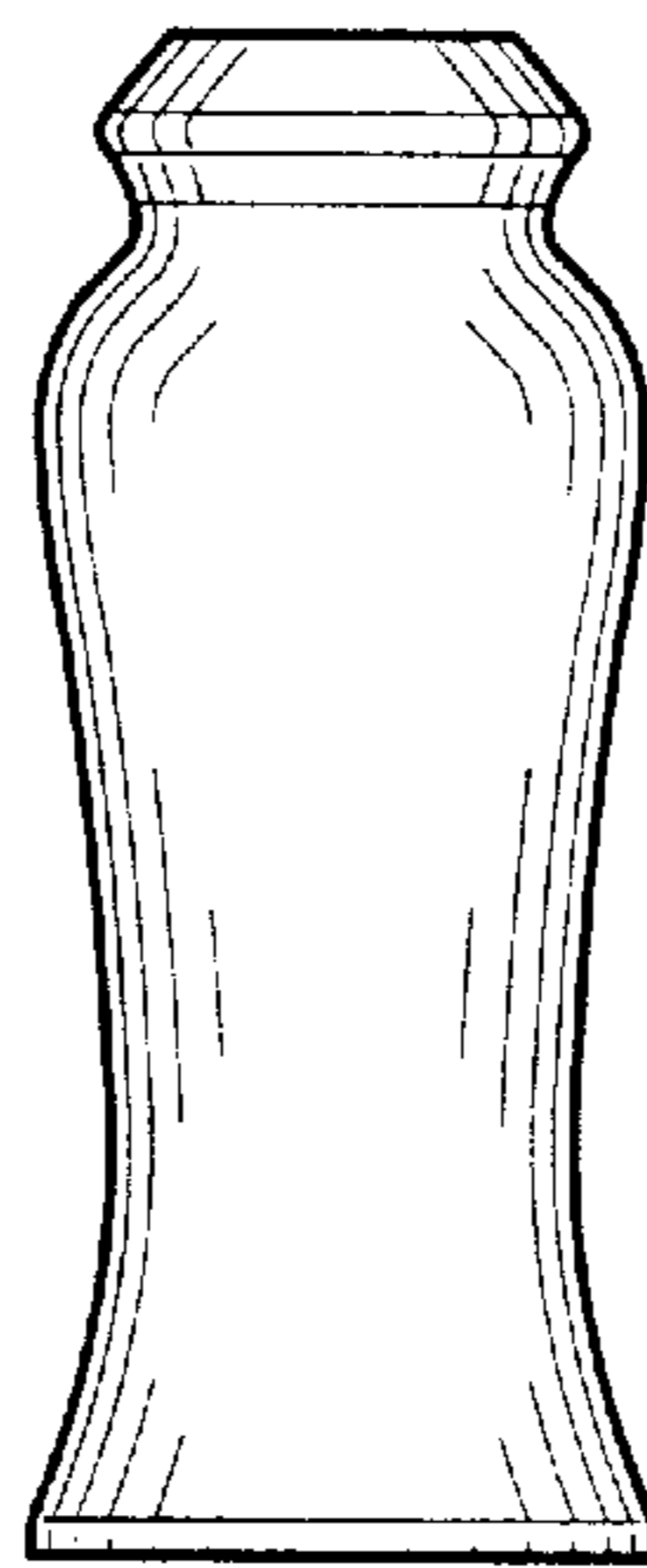


Figure - 3

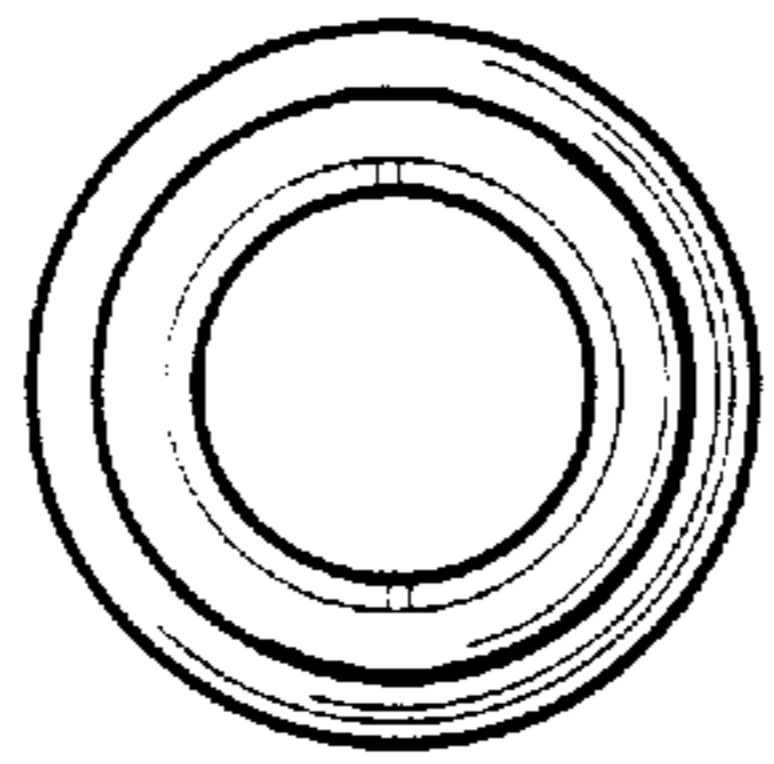


Figure - 4

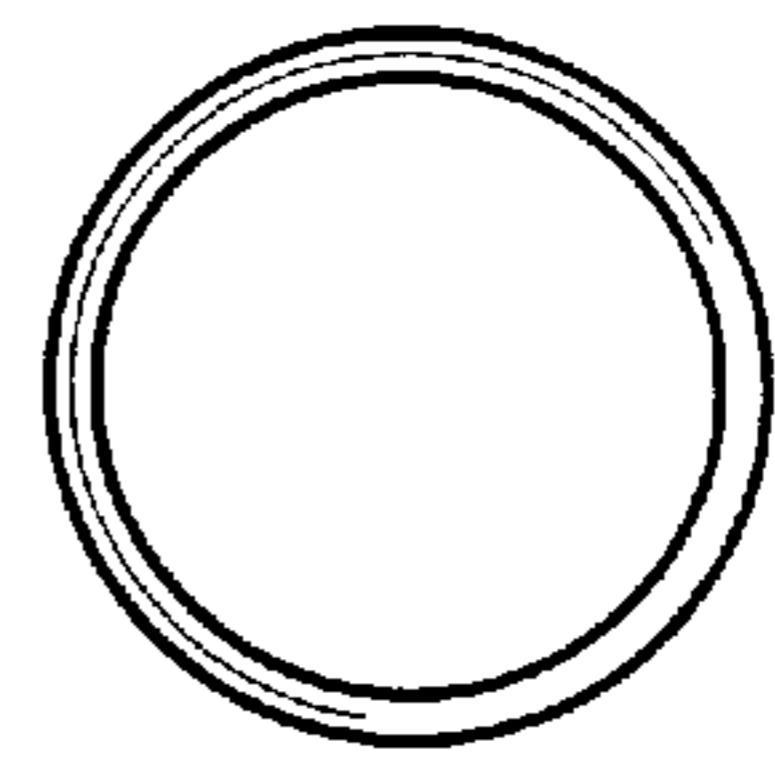


Figure - 5