



US00D434464S

United States Patent [19]
Lin

[11] **Patent Number: Des. 434,464**

[45] **Date of Patent: ** Nov. 28, 2000**

[54] **HUB**

5,979,992 11/1999 Calderone 301/5.3
6,039,330 3/2000 Hoskin 280/11.22

[76] Inventor: **Tony Lin**, 6F, No. 82, Sec. 2, Chien
Kwo N. Rd., Taipei, Taiwan

OTHER PUBLICATIONS

[**] Term: **14 Years**

“Automobile”, P 103, Sep. 1996.

[21] Appl. No.: **29/108,592**

Primary Examiner—Raphael Barkai
Attorney, Agent, or Firm—Donald C. Casey

[22] Filed: **Aug. 2, 1999**

[57] **CLAIM**

[51] **LOC (7) Cl.** **21-02**

The ornamental design for a hub, as shown and described.

[52] **U.S. Cl.** **D21/779**

DESCRIPTION

[58] **Field of Search** D21/760, 763-765,
D21/779, 563; D12/207, 208; 280/11.19,
11.22, 11.27, 11.26; 301/5.3, 5.7

FIG. 1 is a prospective view of the hub of this invention;
FIG. 2 is a right side view of the embodiment of FIG. 1;
FIG. 3 is a left side view of the embodiment of FIG. 1;
FIG. 4 is a front view of embodiment of FIG. 1;
FIG. 5 is a back view of the embodiment of FIG. 1;
FIG. 6 is a top view of the embodiment of FIG. 1; and,
FIG. 7 is a bottom view of the embodiment of FIG. 1.

[56] **References Cited**

U.S. PATENT DOCUMENTS

D. 384,718 10/1997 Lee D21/779
D. 400,613 11/1998 Demarchi D21/764
5,897,170 4/1999 Keleny 301/5.3

1 Claim, 4 Drawing Sheets

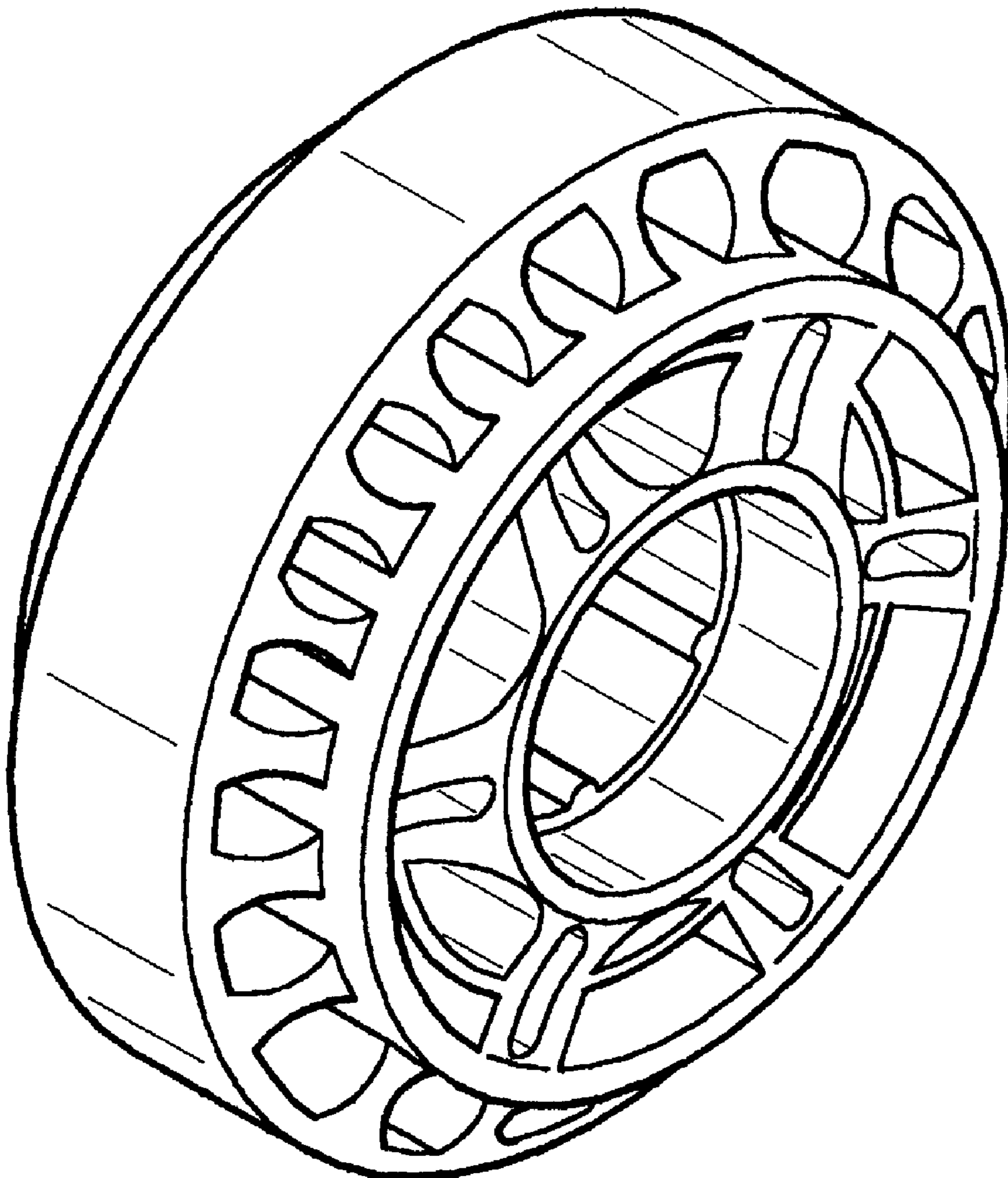




FIG. 1




FIG. 2




FIG. 3

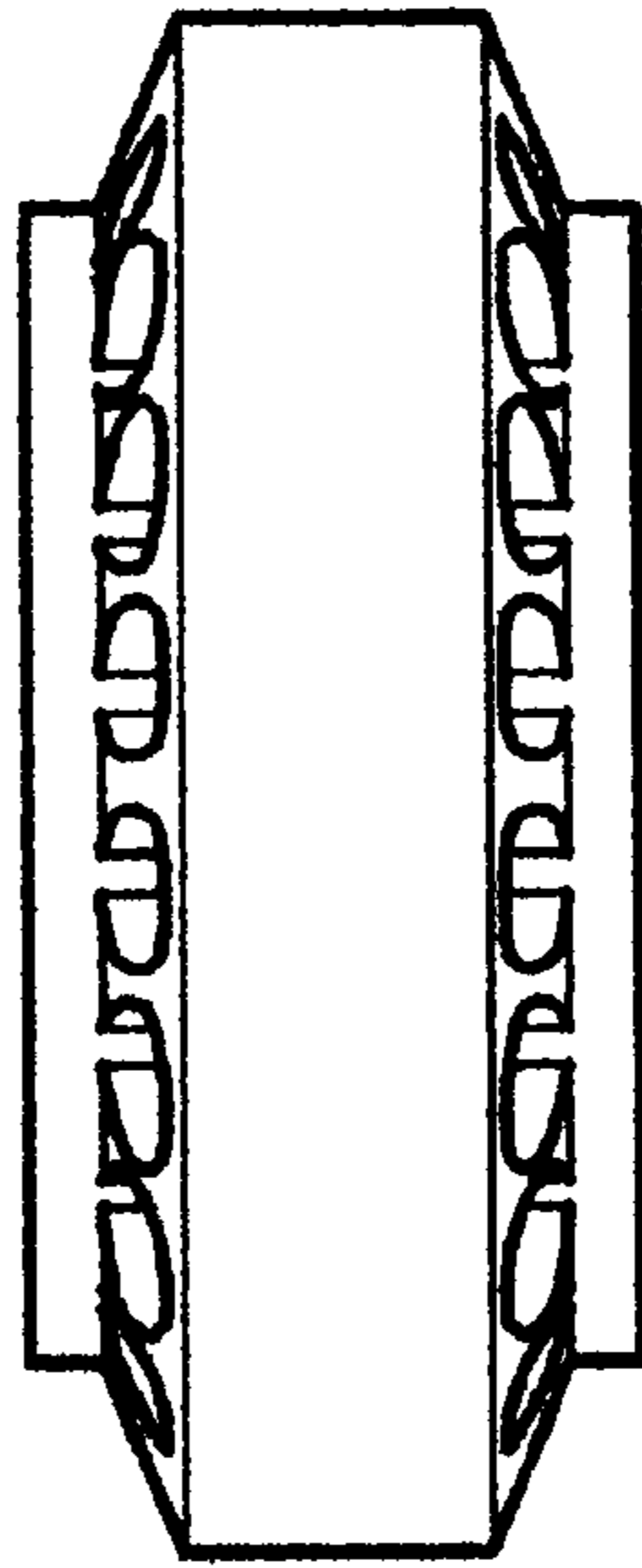


FIG. 4

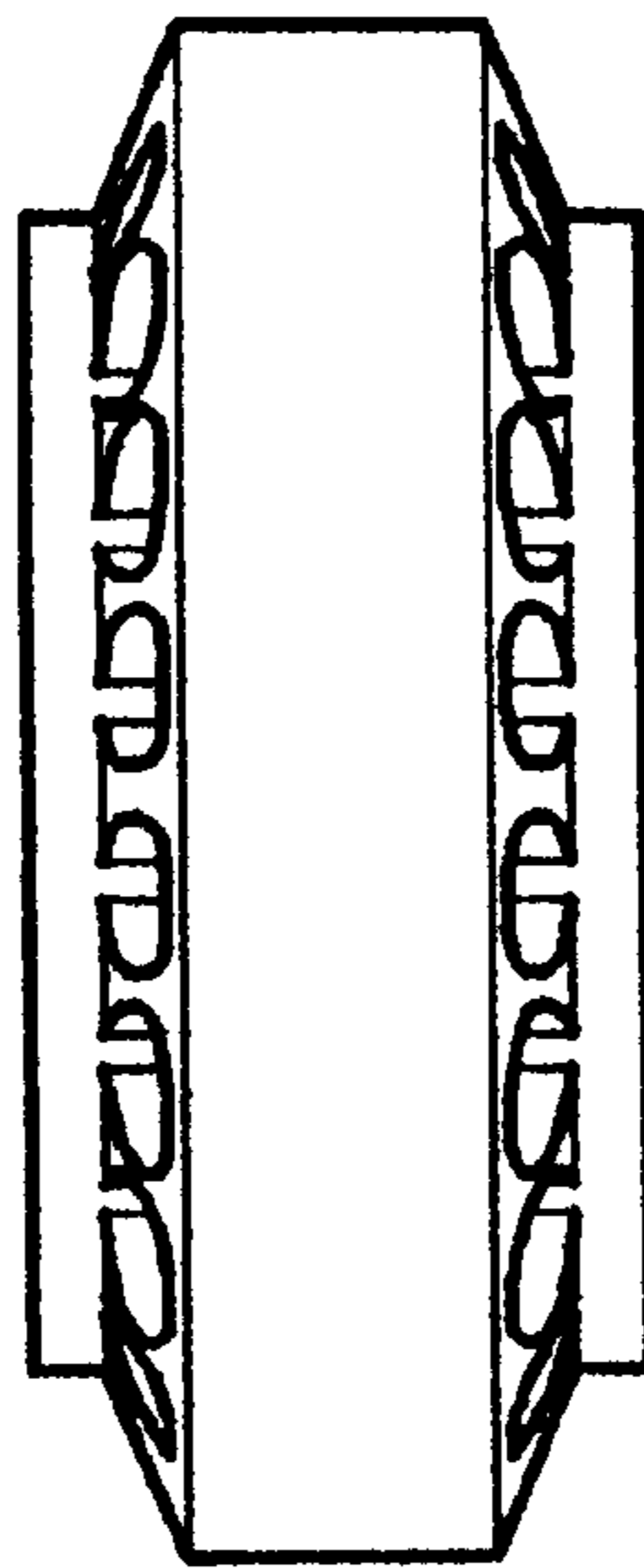


FIG. 5




FIG. 6




FIG. 7