



US00D434439S

United States Patent [19] Coleman

[11] Patent Number: Des. 434,439

[45] Date of Patent: ** Nov. 28, 2000

[54] **PORTFOLIO**

[76] Inventor: **Ronald D. Coleman**, P.O. Box 443,
Ste. Genevieve, Mo. 63670

[**] Term: **14 Years**

[21] Appl. No.: **29/121,357**

[22] Filed: **Apr. 5, 2000**

2,562,518	7/1951	Abrams	281/19.1
5,916,280	6/1999	Lantz	70/68
5,924,565	7/1999	Colee	206/317
6,017,062	1/2000	White	281/29

Primary Examiner—Martie K. Holtje
Attorney, Agent, or Firm—Senniger, Powers, Leavitt & Roedel

Related U.S. Application Data

[62] Division of application No. 29/105,150, May 19, 1999.

[51] **LOC (7) Cl.** **19-04**

[52] **U.S. Cl.** **D19/27; D19/32; D3/30**

[58] **Field of Search** D3/301, 303, 232,
D3/900; D19/26, 27, 32, 33; 70/68; 190/127,
901; 206/424, 317, 810, 472, 473; 281/15.1,
19.1, 21.1, 27, 27.1–27.3, 29, 31, 35, 51;
402/79, 80 R; D6/407, 629–633, 634

[56] References Cited

U.S. PATENT DOCUMENTS

D. 303,809	10/1989	Klein	D19/27
D. 368,489	4/1996	Gray	D19/26
D. 382,166	8/1997	Alves et al.	D6/634
D. 383,492	9/1997	Siemon et al.	D19/26
D. 393,947	5/1998	Alves et al.	D3/303
2,018,551	11/1935	Freling	190/127
2,226,387	12/1940	Reuben	281/19.1
2,523,724	9/1950	Satz	281/31

[57] CLAIM

The ornamental design for a portfolio, as shown and described.

DESCRIPTION

FIG. 1 is a top plan of a portfolio of the present invention shown with removable inserts, pen holders and zipper pull, and a computer organizer being shown in phantom lines for environmental purposes only and forming no part of the claimed design;

FIG. 2 is a front elevation thereof;

FIG. 3 is a rear elevation thereof;

FIG. 4 is a right side elevation, the left side elevation being a mirror image thereof;

FIG. 5 is a bottom view thereof;

FIG. 6 is a top plan of the portfolio in a closed position, the bottom plan being a mirror image thereof;

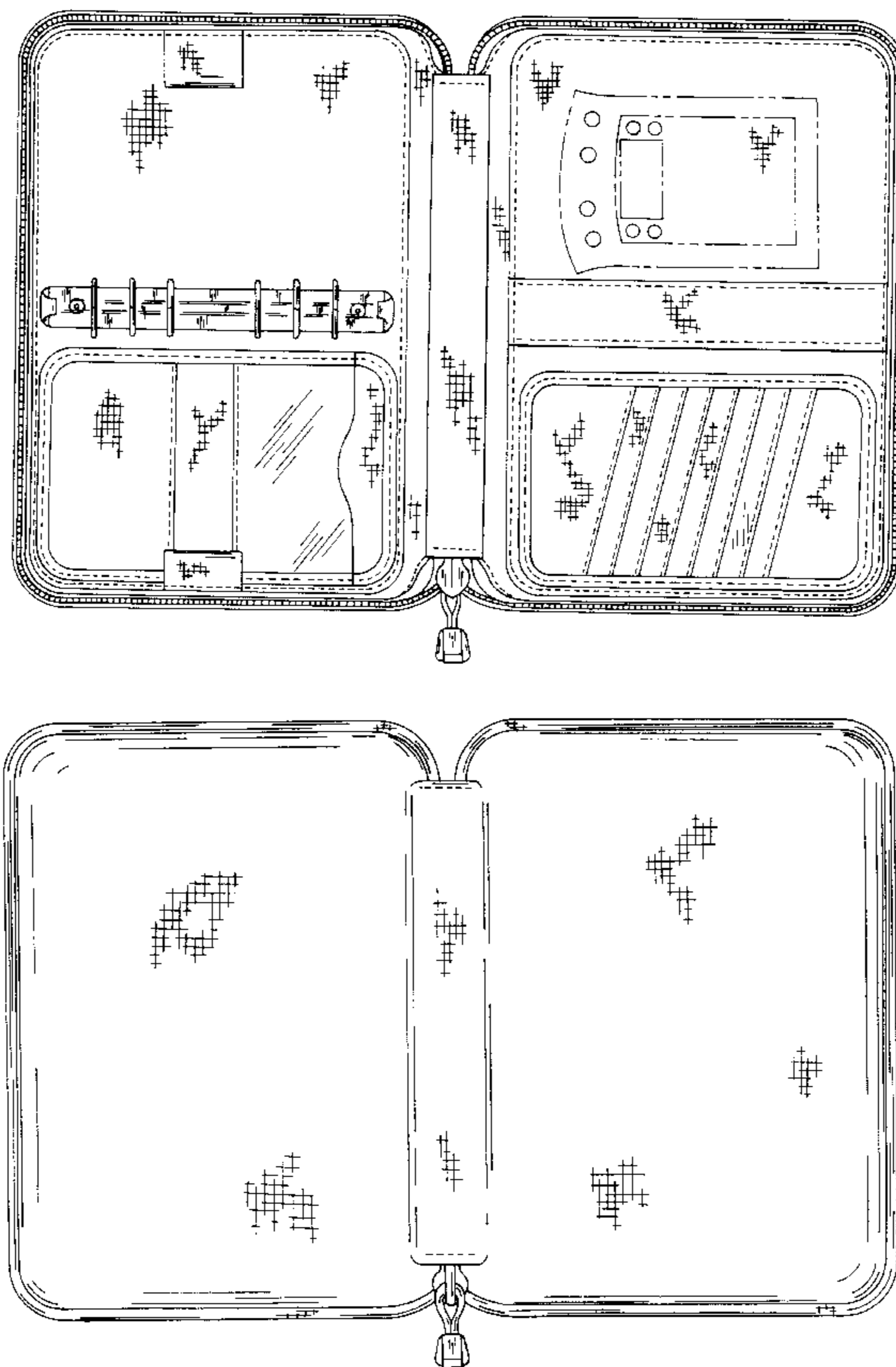
FIG. 7 is a right side elevation of the portfolio in the closed position;

FIG. 8 is a left side elevation thereof;

FIG. 9 is a front elevation thereof; and,

FIG. 10 is a rear elevation thereof.

1 Claim, 4 Drawing Sheets



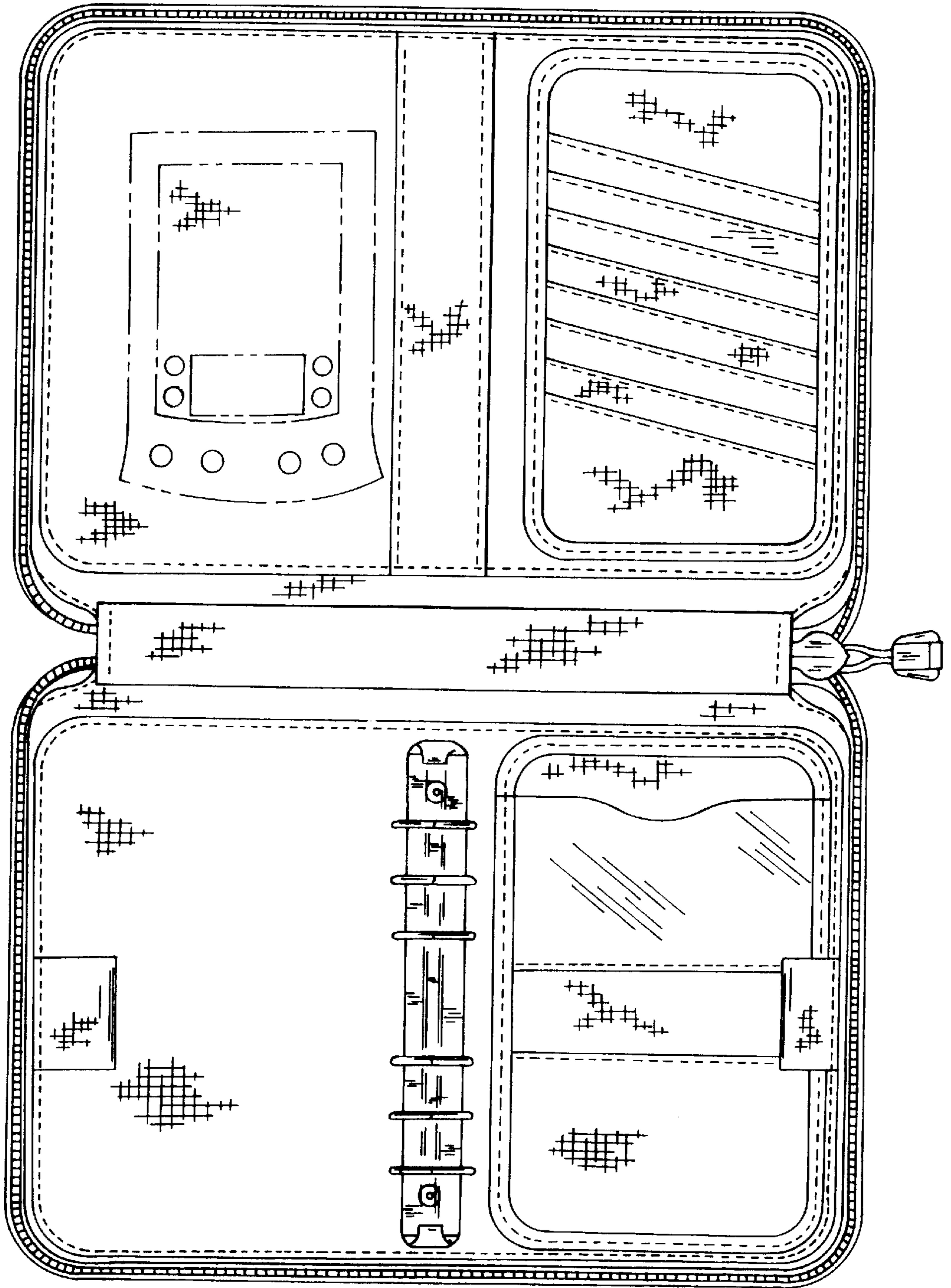


FIG. 1

FIG. 2

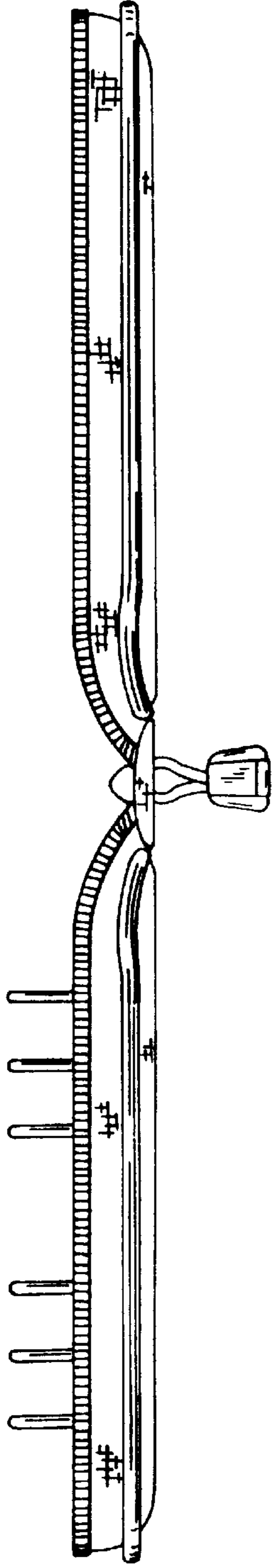


FIG. 3

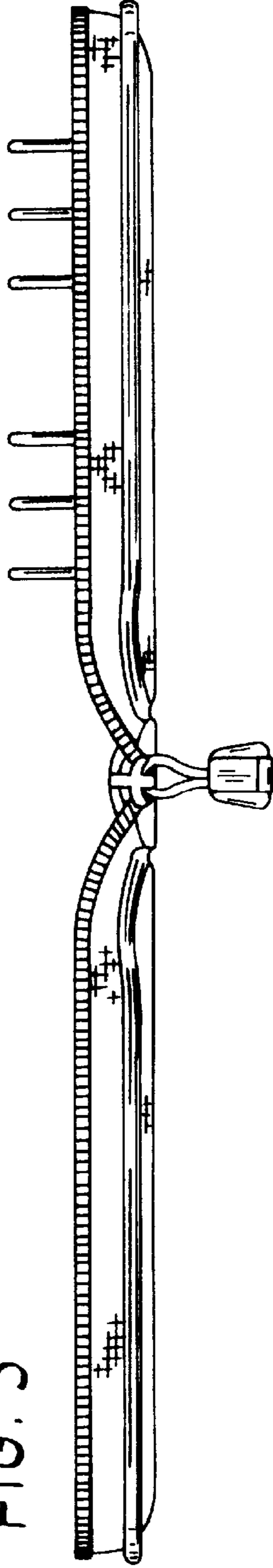


FIG. 4

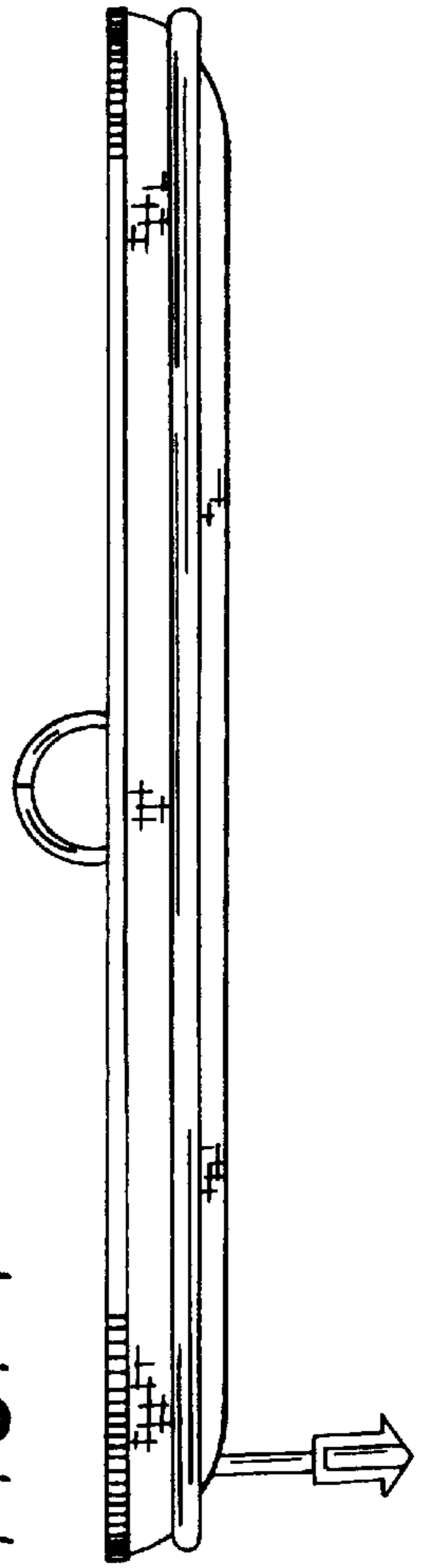


FIG. 5

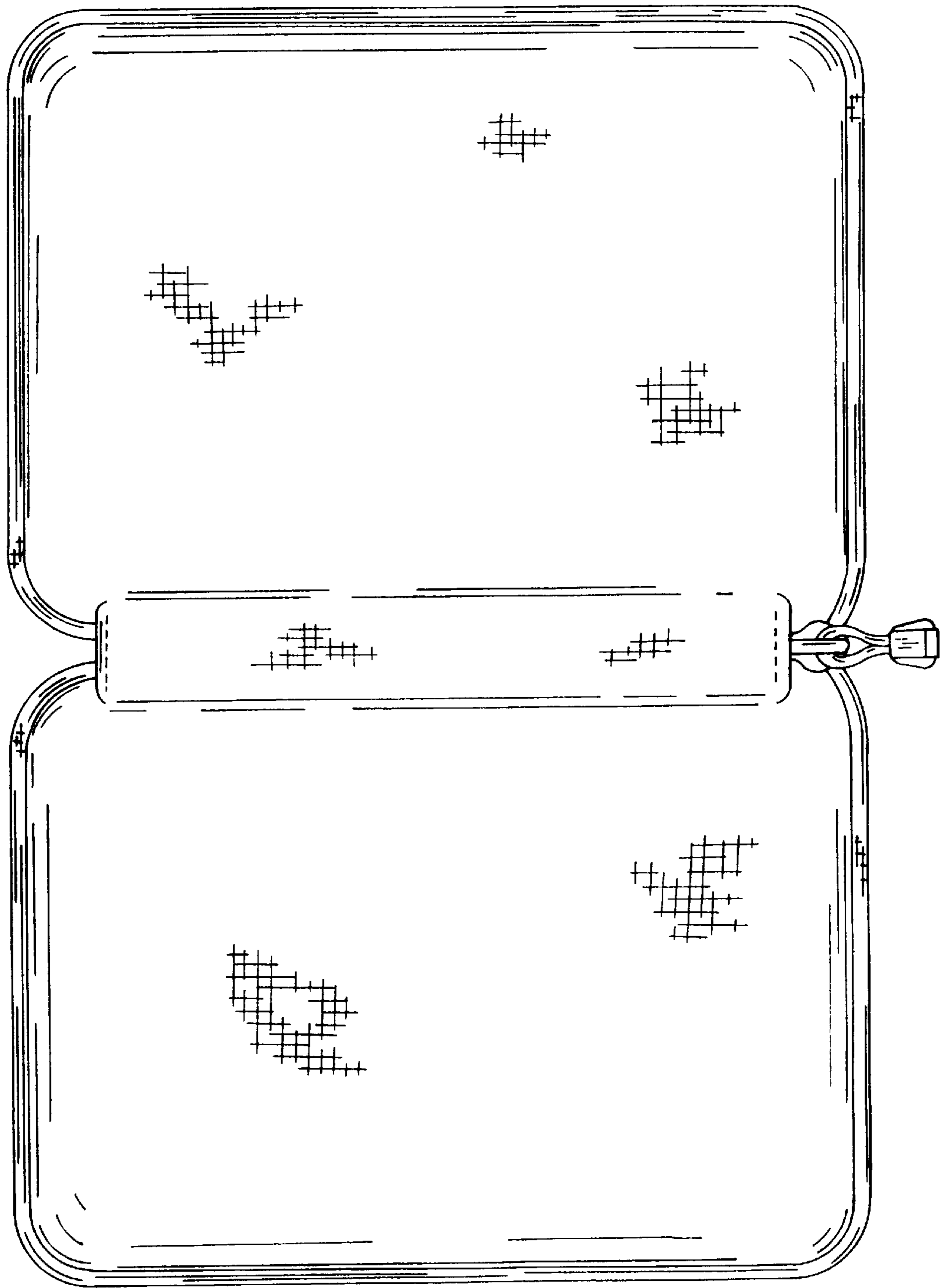


FIG. 6




FIG. 7

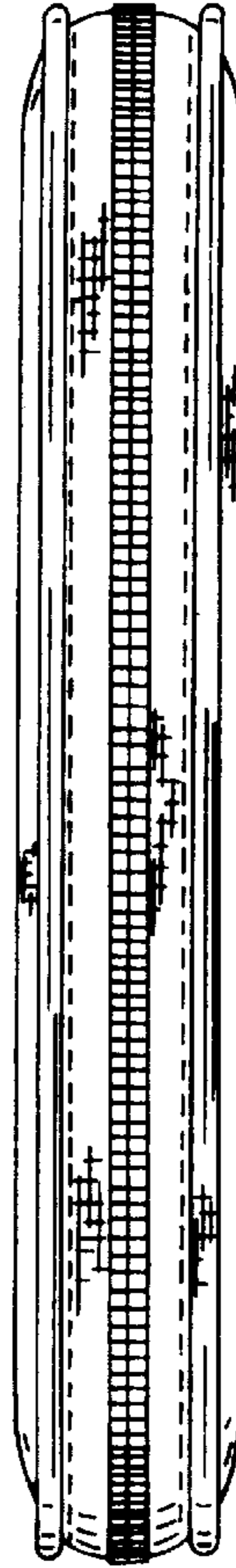


FIG. 8

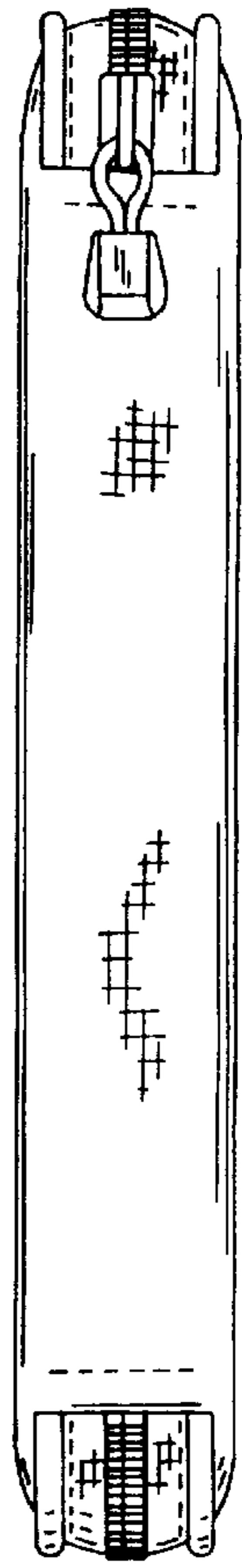


FIG. 9

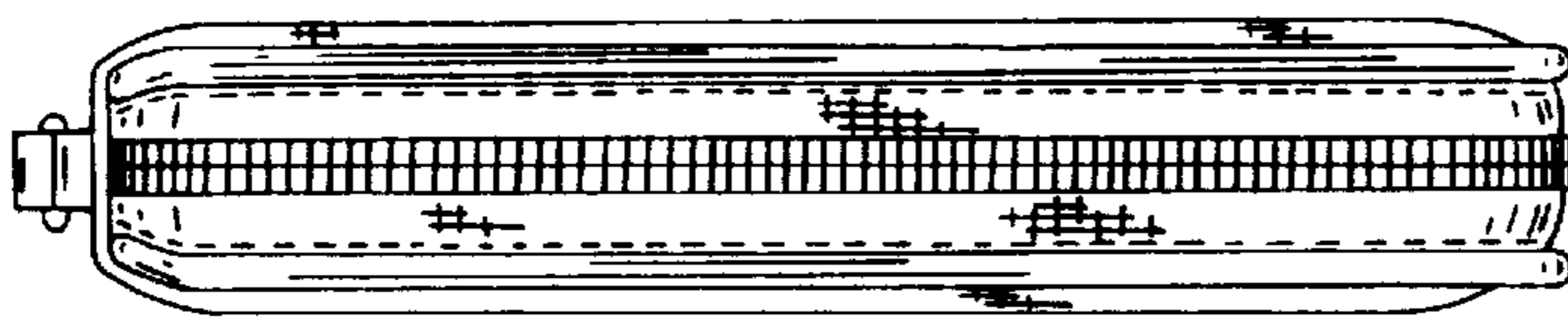


FIG. 10

