



US00D434404S

**United States Patent** [19]  
**Zeitman**

[11] **Patent Number: Des. 434,404**

[45] **Date of Patent: \*\* Nov. 28, 2000**

[54] **CD PLAYER**

[75] Inventor: **Josh Zeitman**, Brooklyn, N.Y.

[73] Assignee: **Lenox Electronics Corp.**, Brooklyn, N.Y.

[\*\*] Term: **14 Years**

[21] Appl. No.: **29/114,049**

[22] Filed: **Nov. 18, 1999**

[51] **LOC (7) Cl.** ..... **14-01**

[52] **U.S. Cl.** ..... **14/156**

[58] **Field of Search** ..... D14/135, 136,  
D14/156, 157, 160, 167, 168; 369/75.1,  
75.2, 77.1, 77.2

[56] **References Cited**

**U.S. PATENT DOCUMENTS**

D. 350,352 9/1994 Tsuge ..... D14/156

D. 372,715 8/1996 Lin ..... D14/156 X  
D. 400,876 11/1998 Masamitsu ..... D14/156  
D. 409,606 5/1999 Syudo ..... D14/156  
5,642,344 6/1997 Yamada et al. .... 369/77.2

*Primary Examiner*—Nanda Bondade  
*Attorney, Agent, or Firm*—Burns, Doane, Swecker & Mathis, L.L.P.

[57] **CLAIM**

The ornamental design of a CD player, as shown and described.

**DESCRIPTION**

FIG. 1 is a front view of a “CD player” showing my design; FIG. 2 is a back view thereof; FIG. 3 is a left side view thereof; FIG. 4 is a right side view thereof; FIG. 5 is a top plan view thereof; and, FIG. 6 is a bottom plan view thereof.

**1 Claim, 4 Drawing Sheets**

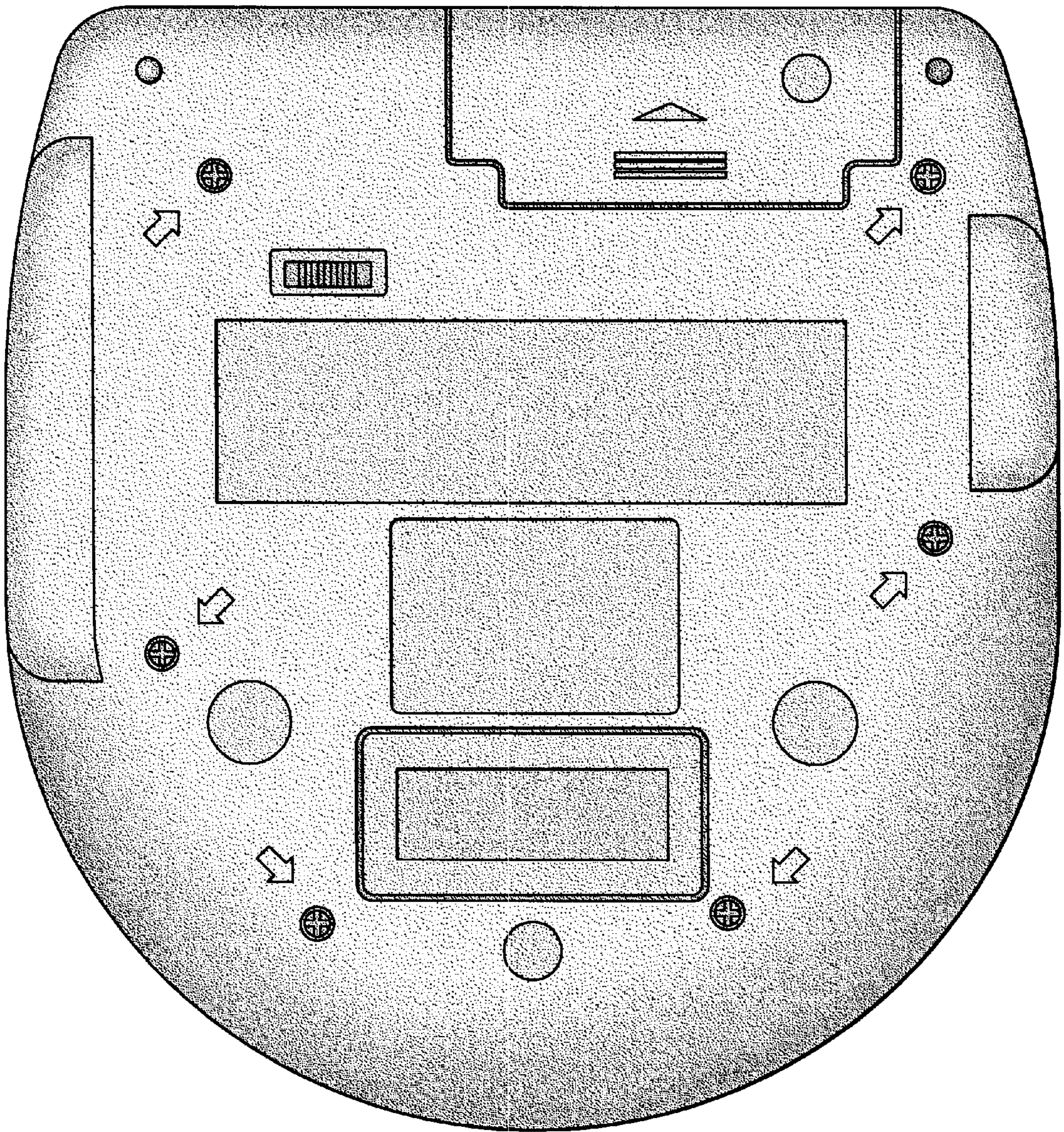






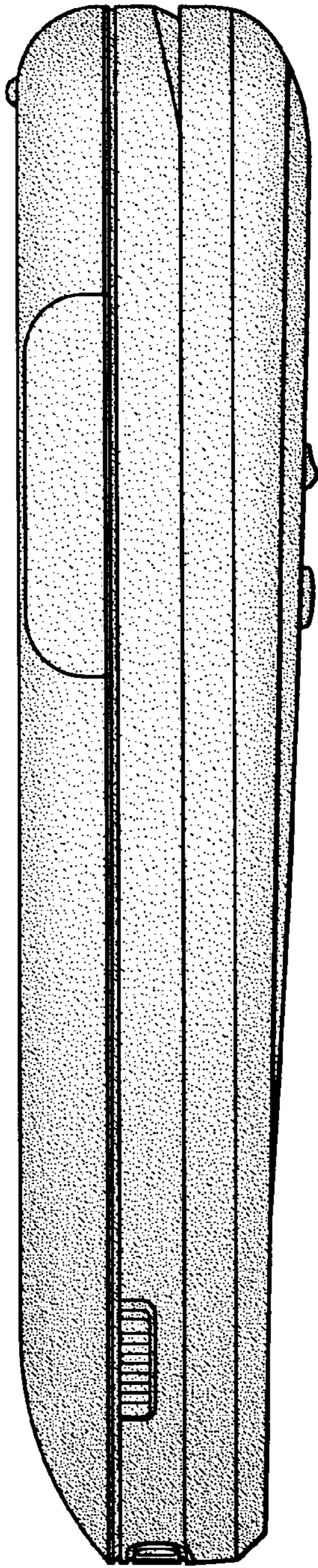
**FIG. 1**



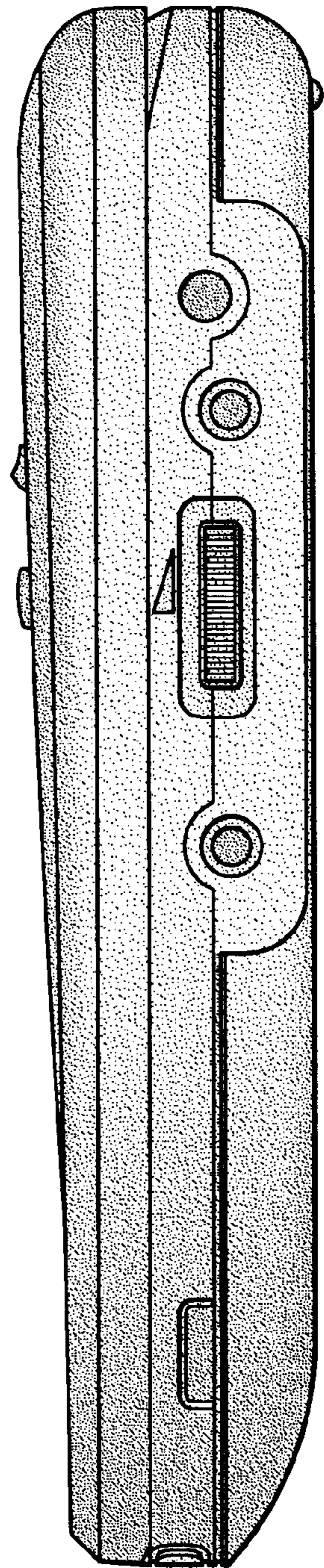


**FIG. 2**



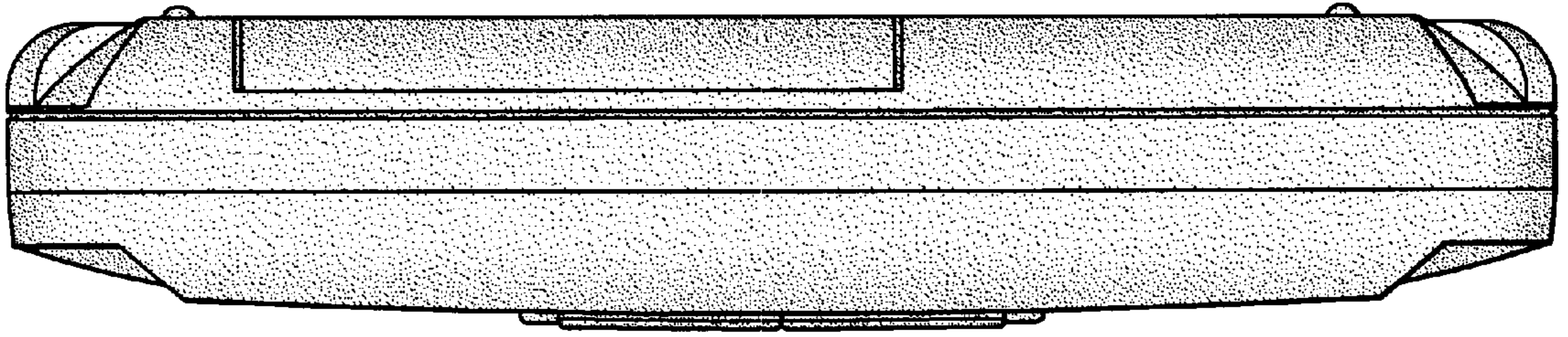


**FIG. 3**

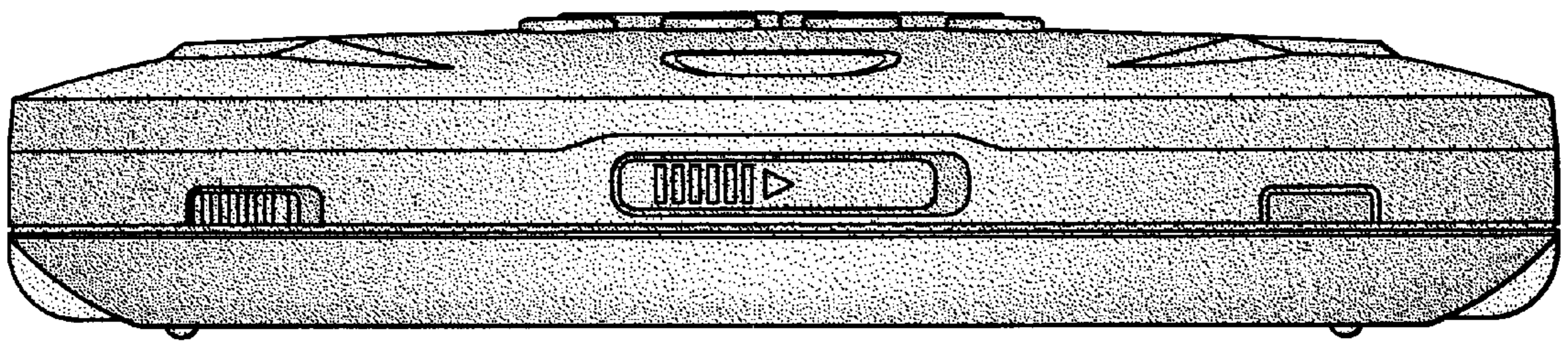


**FIG. 4**





**FIG. 5**



**FIG. 6**