



US00D434402S

# United States Patent [19]

Lee

[11] Patent Number: **Des. 434,402**

[45] Date of Patent: **\*\* Nov. 28, 2000**

[54] **CELLULAR PHONE**

[75] Inventor: **Young Keun Lee**, Seoul, Rep. of Korea

[73] Assignee: **Samsung Electronics Co., Ltd.**,  
Suwon, Rep. of Korea

[\*\*] Term: **14 Years**

[21] Appl. No.: **29/094,633**

[22] Filed: **Oct. 5, 1998**

### [30] Foreign Application Priority Data

Apr. 22, 1998 [KR] Rep. of Korea ..... 98-6503

[51] **LOC (7) Cl.** ..... **14-03**

[52] **U.S. Cl.** ..... **D14/138**

[58] **Field of Search** ..... D14/137, 138,  
D14/147-148, 247-248, 250, 240, 140-142;  
379/433.434, 419, 420, 428, 440; 455/550-575,  
90

### [56] References Cited

#### U.S. PATENT DOCUMENTS

D. 319,441	8/1991	Konno et al.	.....	D14/147
D. 359,734	6/1995	Nagele et al.	.....	D14/138
D. 369,598	5/1996	Nagele et al.	.....	D14/138
D. 385,873	11/1997	Nagele et al.	.....	D14/138
D. 393,856	4/1998	Lee et al.	.....	D14/138
D. 405,081	2/1999	Nagele et al.	.....	D14/138
D. 406,586	3/1999	Nagele et al.	.....	D14/138
D. 408,402	4/1999	Shimelfarb et al.	.....	D14/138
D. 418,504	1/2000	Frye et al.	.....	D14/138
D. 419,155	1/2000	Nagele et al.	.....	D14/138
D. 419,552	1/2000	Passman et al.	.....	D14/138

D. 421,604	3/2000	Yoon	.....	D14/138
D. 421,982	3/2000	Nagele et al.	.....	D14/138
D. 422,275	4/2000	Nagele et al.	.....	D14/138
D. 425,503	5/2000	Nagele et al.	.....	D14/138
5,442,814	8/1995	Seo	.....	455/550
5,493,604	2/1996	Hirayama	.....	455/564
5,493,690	2/1996	Shimazaki	.....	455/575
5,689,824	11/1997	Nagai	.....	455/575
5,923,751	7/1999	Ohtsuka et al.	.....	379/433
6,011,699	1/2000	Murray et al.	.....	361/814
6,049,725	4/2000	Emmert et al.	.....	455/573

### OTHER PUBLICATIONS

Japanese advertisement showing NTT DoCoMo phone.

*Primary Examiner*—Jeffrey Asch  
*Attorney, Agent, or Firm*—Irving Keschner

### [57] CLAIM

The ornamental design for a cellular phone, as shown and described.

### DESCRIPTION

FIG. 1 is a front view of the cellular phone showing my design in the open position;  
 FIG. 2 is an enlarged front top and right side perspective view thereof in the closed position;  
 FIG. 3 is a top plan view thereof;  
 FIG. 4 is a front elevational view thereof;  
 FIG. 5 is a right side elevational view thereof;  
 FIG. 6 is a bottom plan view thereof;  
 FIG. 7 is a left side elevational view thereof; and,  
 FIG. 8 is a rear elevational view thereof.

**1 Claim, 2 Drawing Sheets**

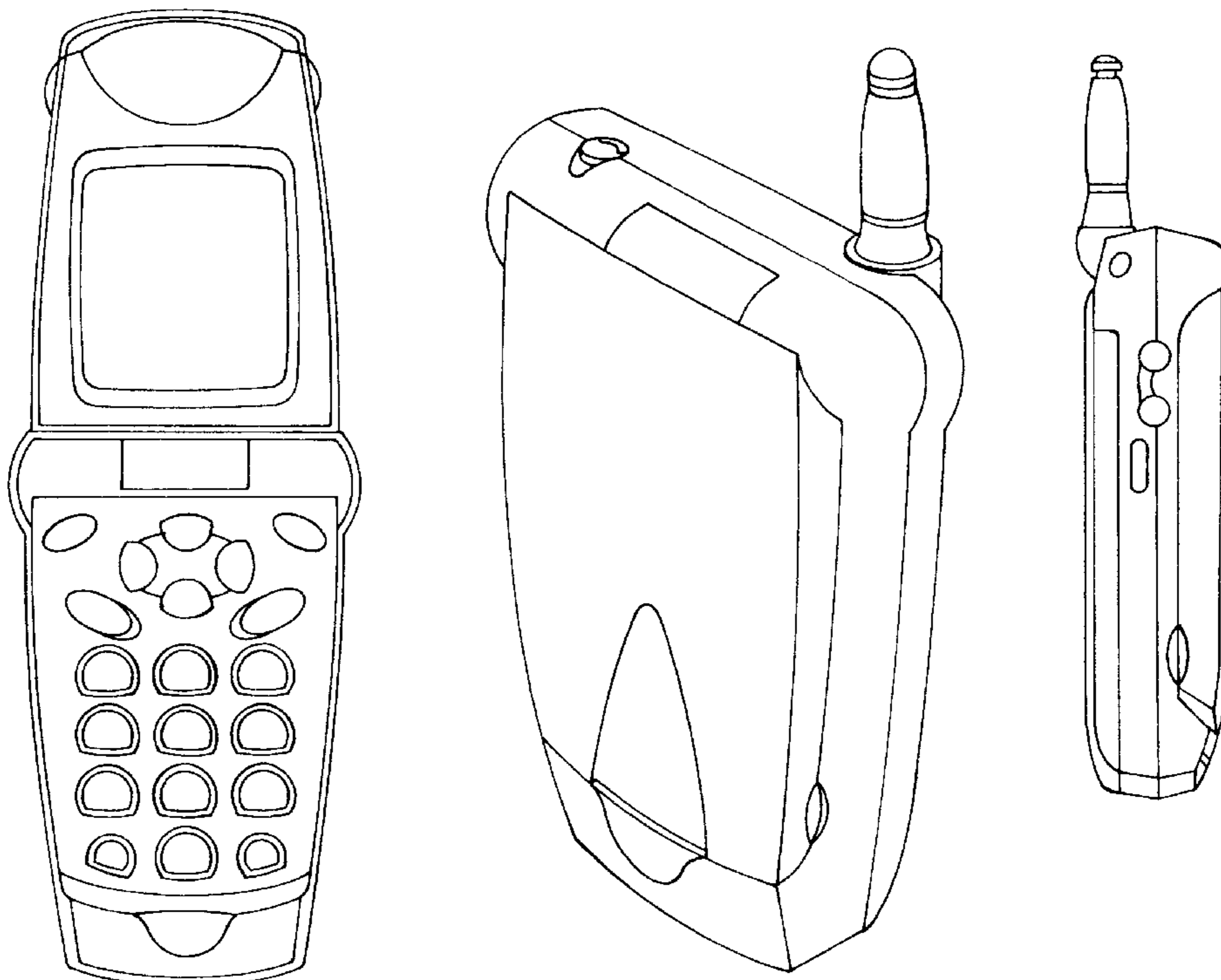


FIG. 1

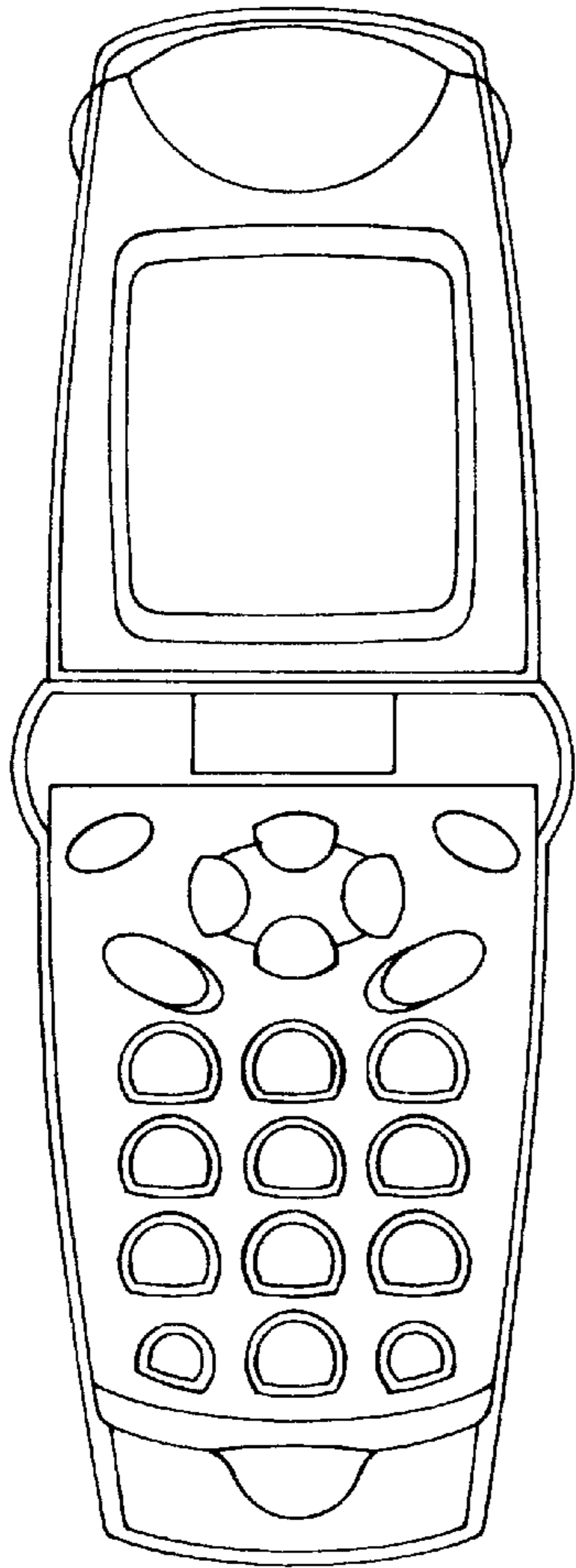


FIG. 2

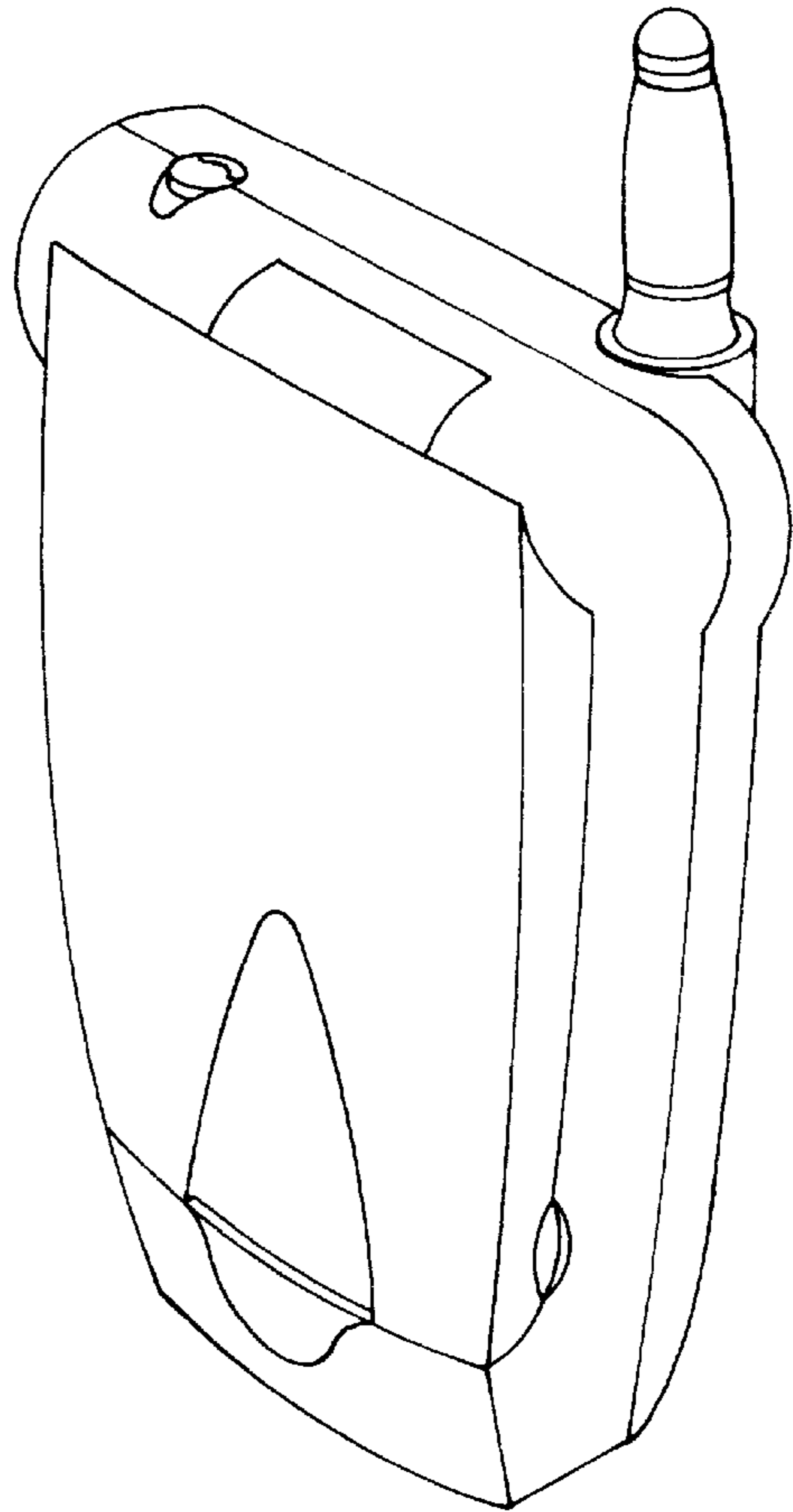


FIG. 3

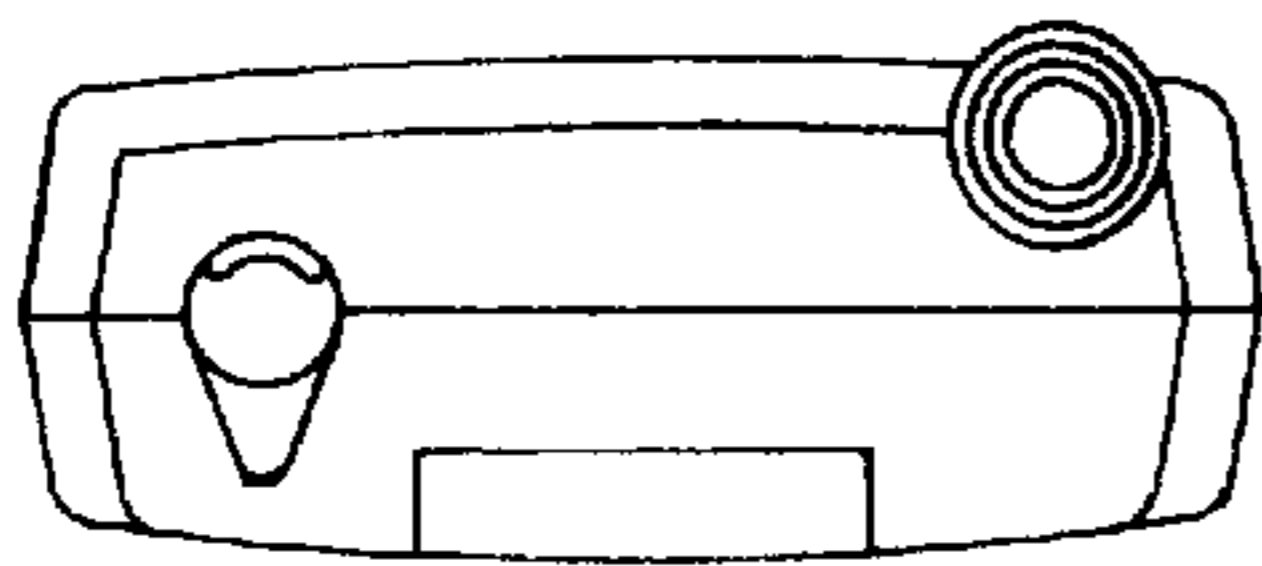


FIG. 4

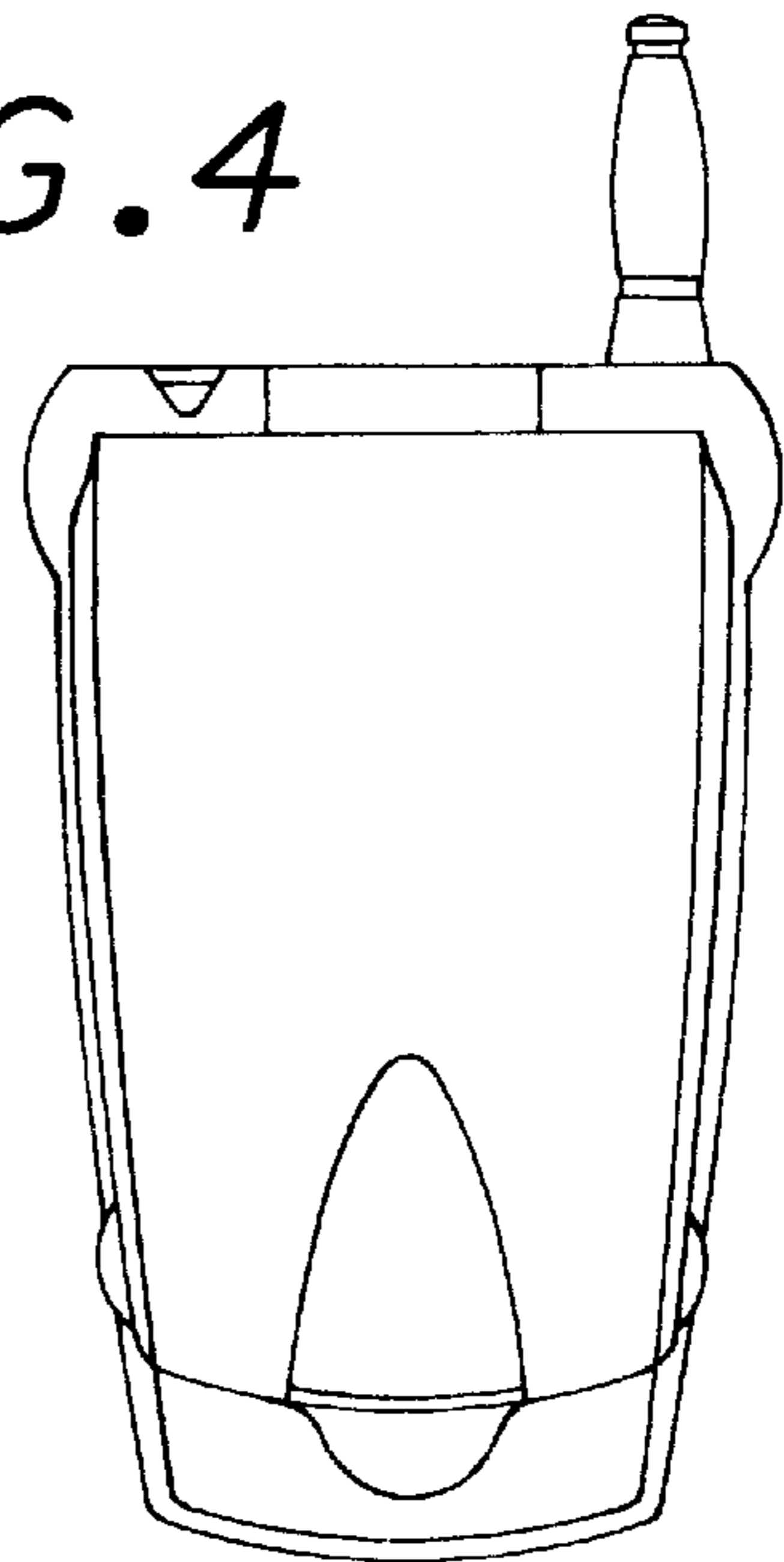


FIG. 5

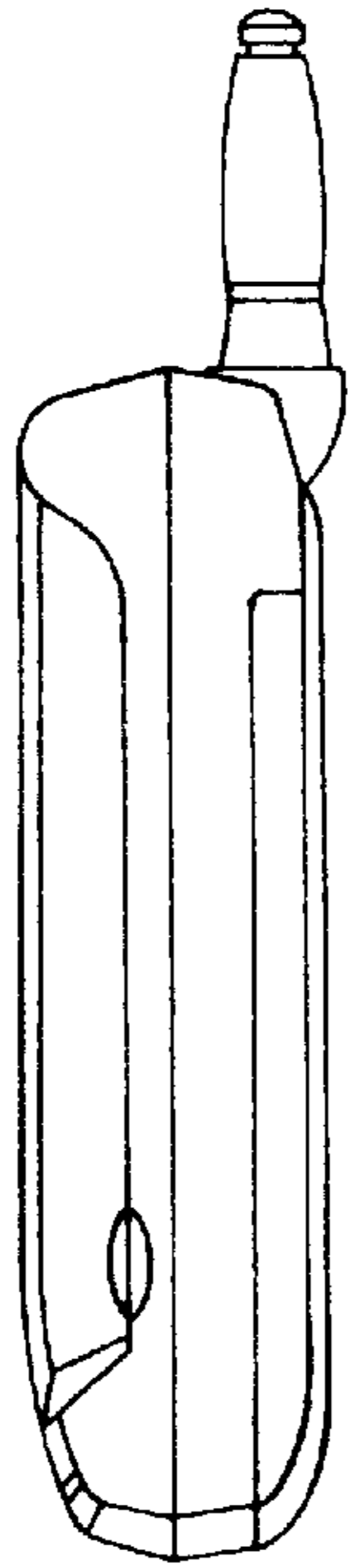


FIG. 6

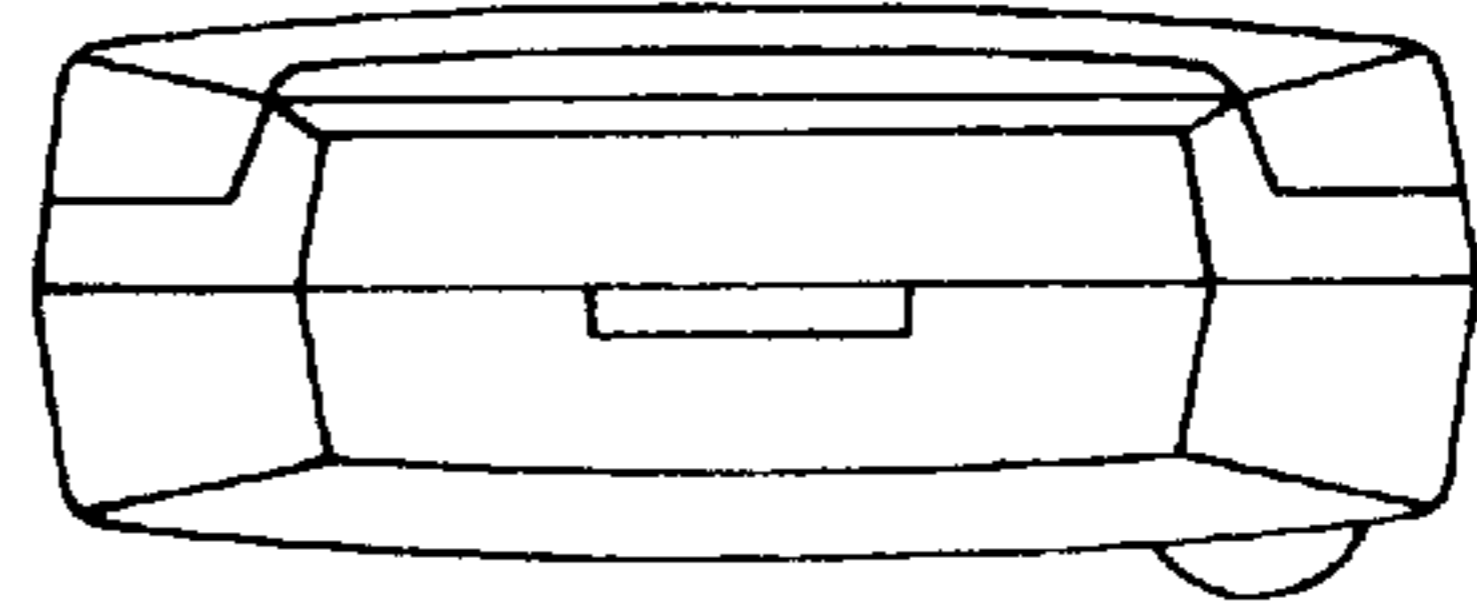


FIG. 7

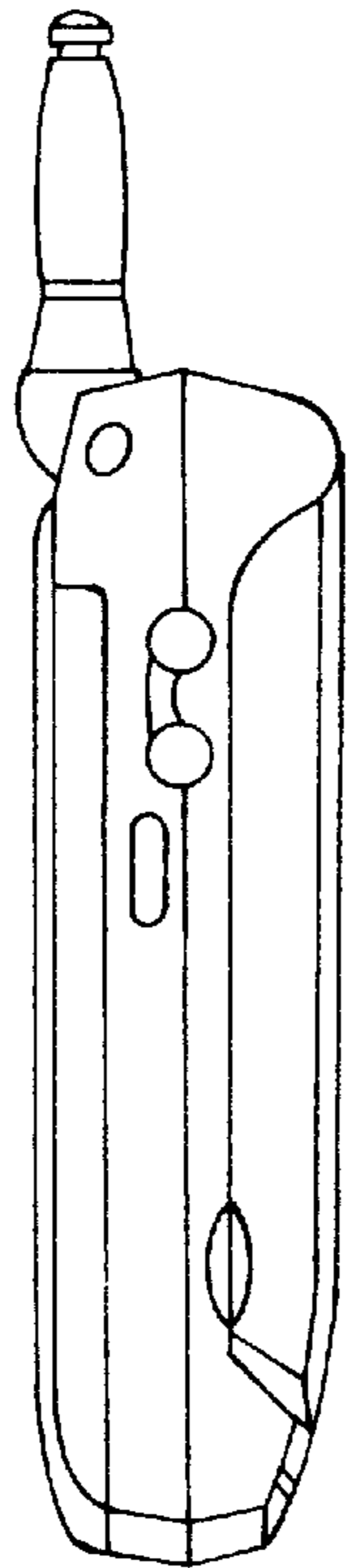


FIG. 8

