



US00D434399S

United States Patent [19]

Lanet

[11] Patent Number: Des. 434,399

[45] Date of Patent: ** Nov. 28, 2000

[54] TELEPHONE WRITING TERMINAL

[75] Inventor: Arnaud Lanet, Houlbec Cocherel, France

[73] Assignee: ADL Systeme, Saint-Marcel, France

[**] Term: 14 Years

[21] Appl. No.: 29/104,242

[22] Filed: Apr. 30, 1999

[30] Foreign Application Priority Data

Oct. 30, 1998 [FR] France 98 6301

[51] LOC (7) Cl. 14-03

[52] U.S. Cl. D14/130; D14/101

[58] Field of Search D14/137, 144, D14/138, 146, 148, 147, 149-151, 140-142, 240, 241, 129, 130, 101, 113, 132, 106, 100; 379/433-436, 419, 420, 428, 440, 93.17, 916; 382/187; 348/14, 17, 19, 838

[56] References Cited

U.S. PATENT DOCUMENTS

- D. 200,495 3/1965 Dreyfuss D14/130
- D. 308,367 6/1990 Nakahara et al. D14/126
- D. 317,151 5/1991 Daly D14/100
- D. 317,757 6/1991 Yokoi et al. D14/101
- D. 319,229 8/1991 Hino et al. D14/126
- D. 331,747 12/1992 Takahashi D14/106

- D. 350,743 9/1994 Hicks, III et al. D14/130
- D. 364,857 12/1995 Chou D14/113
- D. 387,040 12/1997 Iino D14/113
- D. 408,029 4/1999 Rosen D14/132
- D. 408,375 4/1999 Oba D14/101
- D. 410,447 6/1999 Chang D14/113
- 4,438,458 3/1984 Munscher 348/838
- 4,972,496 11/1990 Sklarew 382/187
- 5,008,924 4/1991 Guichard et al. 348/14
- 5,170,427 12/1992 Guichard et al. 348/14
- 5,412,417 5/1995 Tozuka 348/14

Primary Examiner—Jeffrey Asch
Attorney, Agent, or Firm—Foley & Lardner

[57] CLAIM

The ornamental design for a telephone writing terminal, as shown and described.

DESCRIPTION

FIG. 1 is a front elevational view of a telephone writing terminal showing my new design in a high, office screen or portrait position;
FIG. 2 is a side perspective view thereof;
FIG. 3 is a rear elevational view thereof;
FIG. 4 is a rear perspective view thereof;
FIG. 5 is a left side elevational view thereof;
FIG. 6 is a right side elevational view thereof;
FIG. 7 is a rear perspective view thereof; and,
FIG. 8 is a top perspective view thereof in an alternate position for use.

1 Claim, 4 Drawing Sheets





FIG. 1



FIG. 2



FIG. 3




FIG. 4




FIG. 5




FIG. 6



FIG. 7



FIG. 8