



US00D434391S

# United States Patent [19]

Roth et al.

[11] Patent Number: **Des. 434,391**

[45] Date of Patent: **\*\* Nov. 28, 2000**

[54] **ELECTRONIC CONTROLLER FOR TOWED VEHICLE BRAKES**

[75] Inventors: **Mark R. Roth, Holland; Jason A. Reichard, Scotts, both of Mich.**

[73] Assignee: **Tekonsha Engineering Company, Tekonsha, Mich.**

[\*\*] Term: **14 Years**

[21] Appl. No.: **29/114,123**

[22] Filed: **Nov. 18, 1999**

### Related U.S. Application Data

[63] Continuation-in-part of application No. 29/097,030, Nov. 25, 1998, Pat. No. Des. 427,685.

[51] **LOC (7) Cl. .... 13-03**

[52] **U.S. Cl. .... D13/162**

[58] **Field of Search .... D13/162, 164; D12/179, 174, 192; 188/3 R, 181 R; 200/61.54 R; 303/20, 24.1; 280/750, 752, 770**

### [56] References Cited

#### U.S. PATENT DOCUMENTS

- D. 199,904 12/1964 Nunn .
- D. 215,158 9/1969 Ozaki .
- D. 257,973 1/1981 Reid .
- D. 322,426 12/1991 Austin .
- D. 331,226 11/1992 Austin .
- D. 356,298 3/1995 Austin .

- D. 362,659 9/1995 Hedding et al. .
- D. 378,511 3/1997 Austin .
- D. 404,365 1/1999 Robertson et al. .
- D. 407,694 4/1999 Hill et al. .... D13/162
- D. 418,822 1/2000 Worley ..... D13/162 X
- 3,780,832 12/1973 Marshall .
- 3,909,075 9/1975 Pittet, Jr. et al. .
- 3,953,084 4/1976 Pittet, Jr. et al. .
- 5,333,948 8/1994 Austin et al. .
- 5,615,930 4/1997 McGrath et al. .

*Primary Examiner*—Melody N. Brown  
*Attorney, Agent, or Firm*—Price, Heneveld, Cooper, DeWitt & Litton

### [57] CLAIM

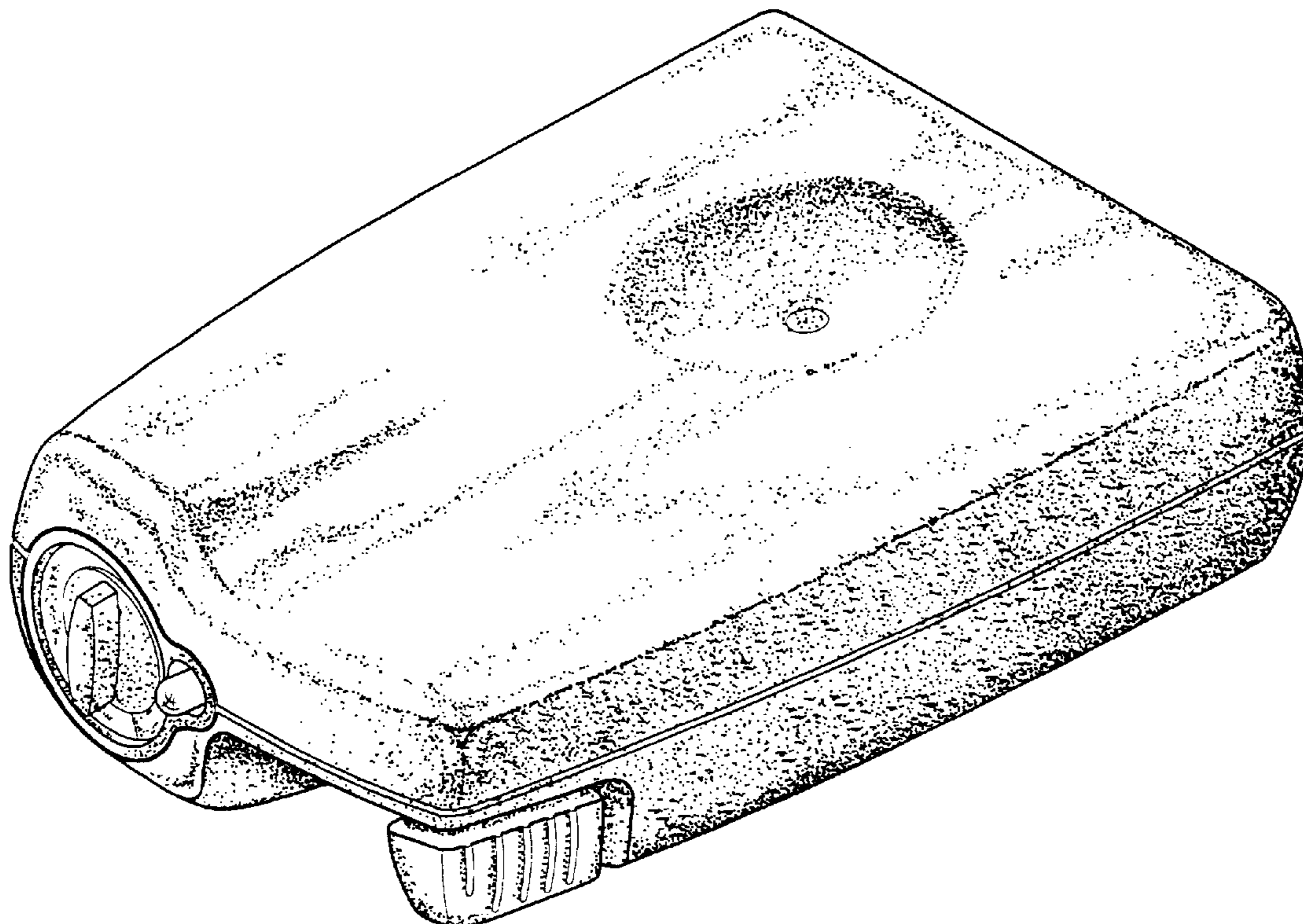
The ornamental design for an electronic controller for towed vehicle brakes, as shown and described.

### DESCRIPTION

FIG. 1 is a top, front side perspective view of an electronic controller for towed vehicle brakes showing our new design; FIG. 2 is a front view thereof; FIG. 3 is a side view showing the first side thereof; FIG. 4 is another side view showing the side opposite that shown in FIG. 3; FIG. 5 is a rear view thereof; and, FIG. 6 is a top view thereof.

The bottom of the electronic controller for towed vehicle brakes not shown in the drawing or described in the specification forms no part of the claimed design.

**1 Claim, 3 Drawing Sheets**



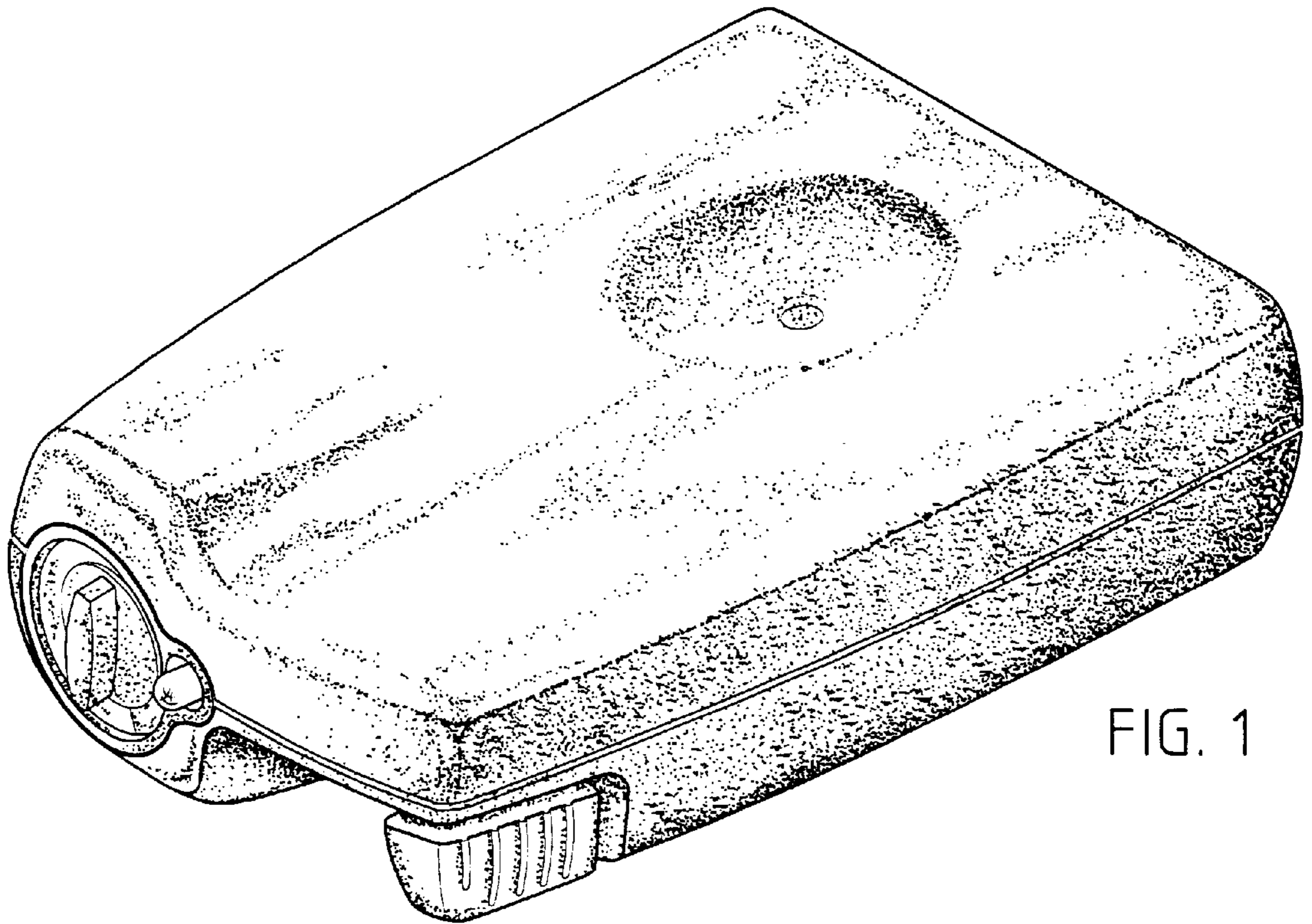


FIG. 1

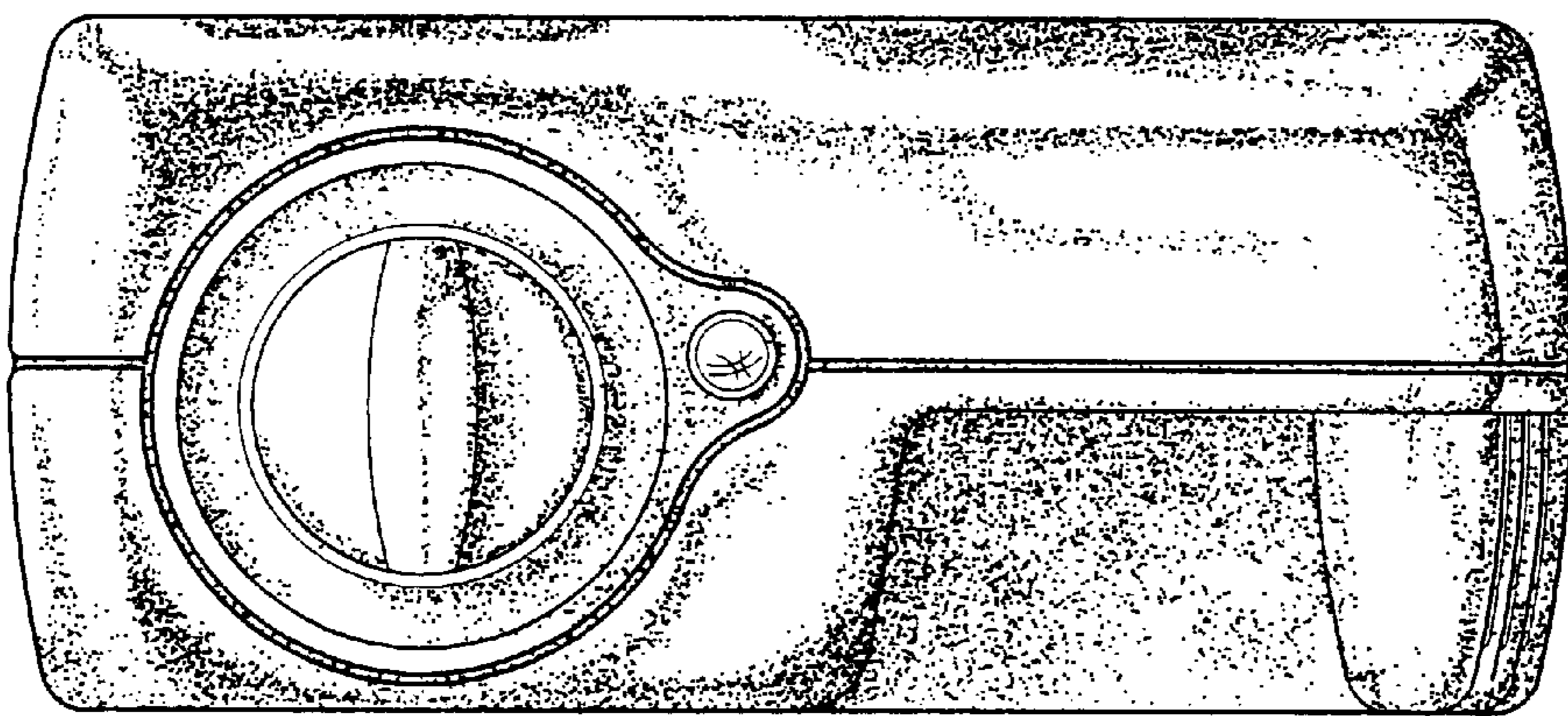


FIG. 2




FIG. 3




FIG. 4

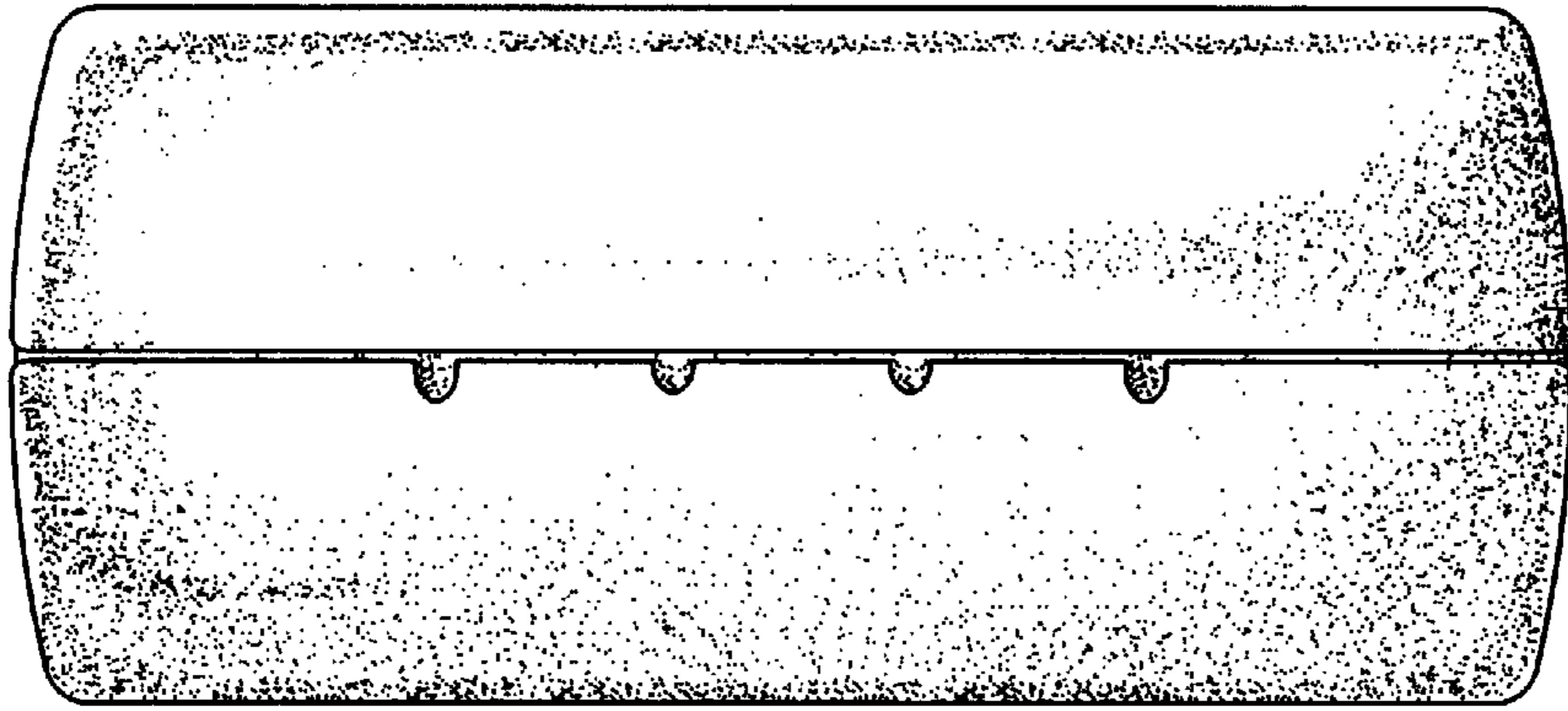


FIG. 5

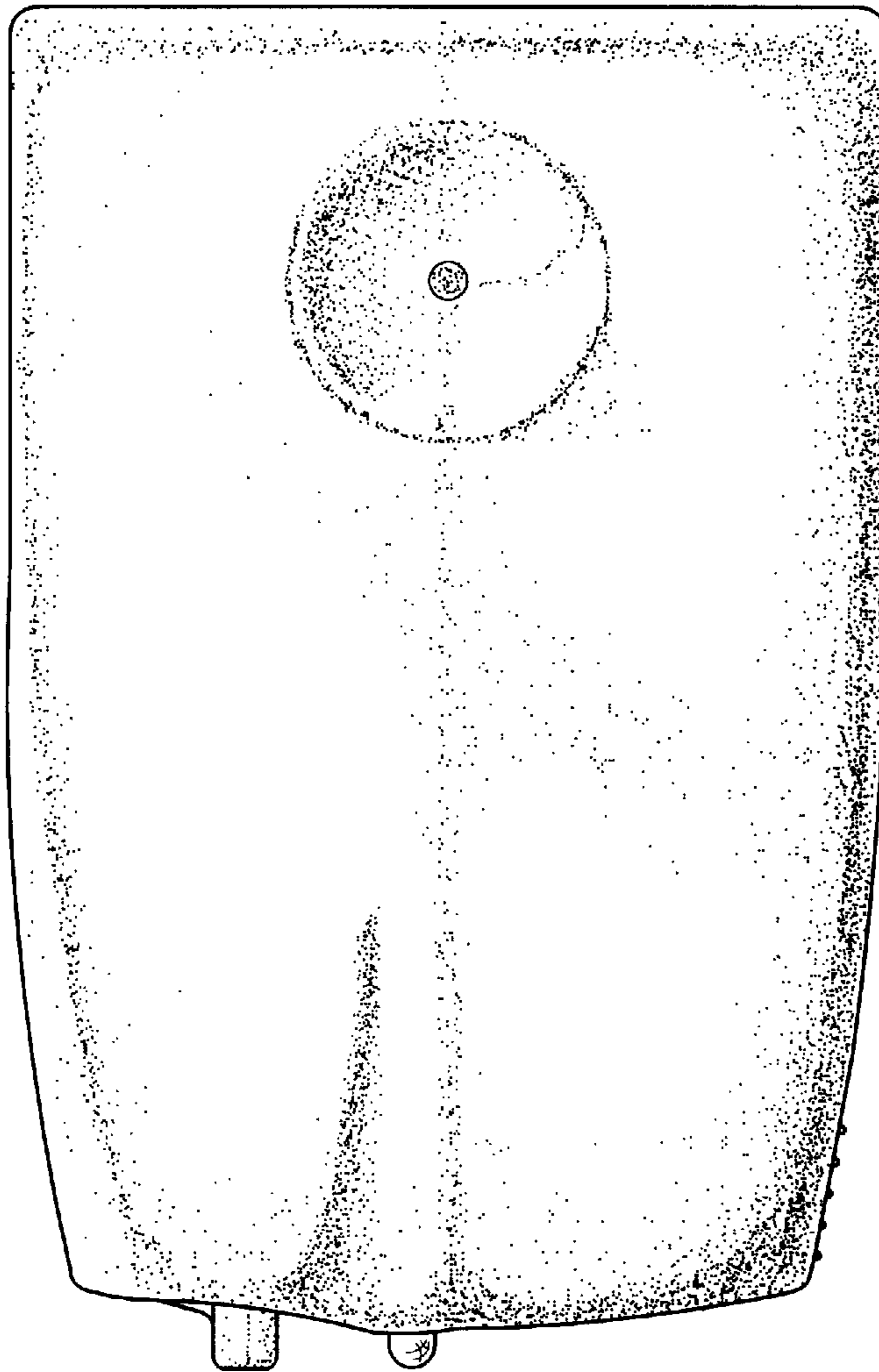


FIG. 6