



US00D434366S

United States Patent [19] Eskandry

[11] Patent Number: Des. 434,366

[45] Date of Patent: ** Nov. 28, 2000

[54] VISOR ACCESSORY ORGANIZER

[76] Inventor: Ezra D. Eskandry, 1925 Brickell Ave.,
D901, Miami, Fla. 33129

[**] Term: 14 Years

[21] Appl. No.: 29/118,362

[22] Filed: Feb. 7, 2000

[51] LOC (7) Cl. 12-16

[52] U.S. Cl. D12/417

[58] Field of Search D12/417, 191,
D12/415, 418-423; D3/215, 226, 247-249,
252-253; 224/311, 312, 275; 296/97.1-97.9,
97.11; D6/620-635

[56] References Cited

U.S. PATENT DOCUMENTS

D. 362,159	9/1995	Singh	D6/629
D. 369,777	5/1996	Singh et al.	D12/417
D. 372,623	8/1996	Alves et al.	D6/630
D. 381,947	8/1997	Bergh et al.	D12/191
D. 382,527	8/1997	Alves et al.	D12/191
D. 386,146	11/1997	Fai	D12/417
D. 386,467	11/1997	Alves et al.	D12/417
D. 391,919	3/1998	Brassard	D12/417

D. 395,637	6/1998	Patterson	D12/417
D. 400,847	11/1998	Brassard	D12/417
D. 402,624	12/1998	Patterson	D12/417
D. 415,731	10/1999	Bergh	D12/417
5,590,827	1/1997	Nimpoeno	224/312

Primary Examiner—Stacia Cadmus
Attorney, Agent, or Firm—Robert C. Kain, Jr.


[57] CLAIM

I claim the ornamental design for the visor accessory organizer, as shown and described.

DESCRIPTION

FIG. 1 is a front view of the visor accessory organizer. FIG. 2 is a rear view of the organizer shown in FIG. 1. FIG. 3 is a top view of the organizer shown in FIG. 1. FIG. 4 is a bottom view of the organizer shown in FIG. 1 the zipper and flap elements of FIG. 1 are hidden in FIG. 4 by the central thickness of the visor accessory organizer. FIG. 5 is a left side view of the organizer shown in FIG. 1 the zipper and flap elements shown of FIG. 1 are represented in profile in FIG. 5; and, FIG. 6 is a right side view of the organizer shown in FIG. 1. The dashed lines on the organizer in FIGS. 1-4 are understood to represent stitching.

1 Claim, 3 Drawing Sheets



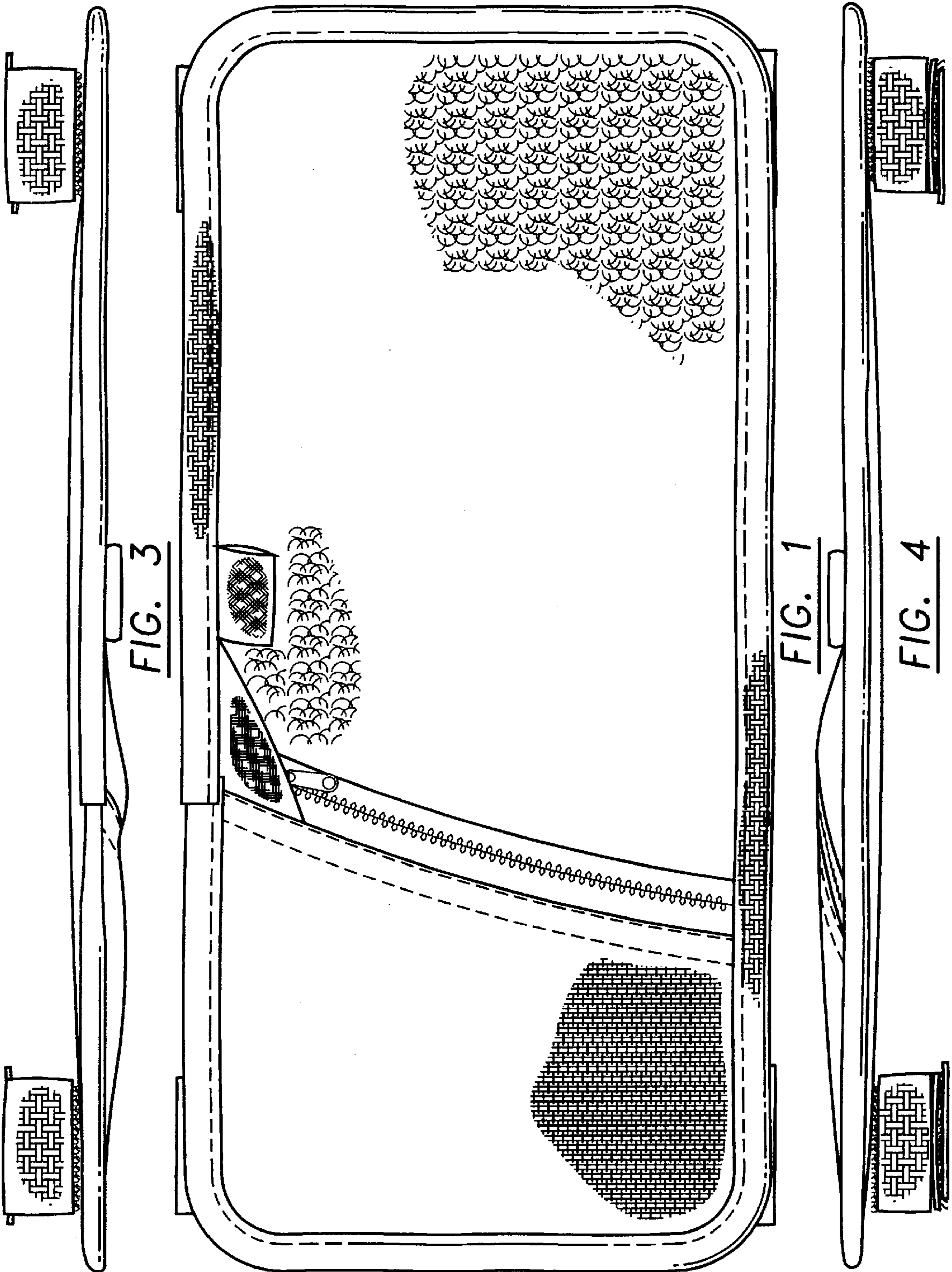


FIG. 3

FIG. 1

FIG. 4

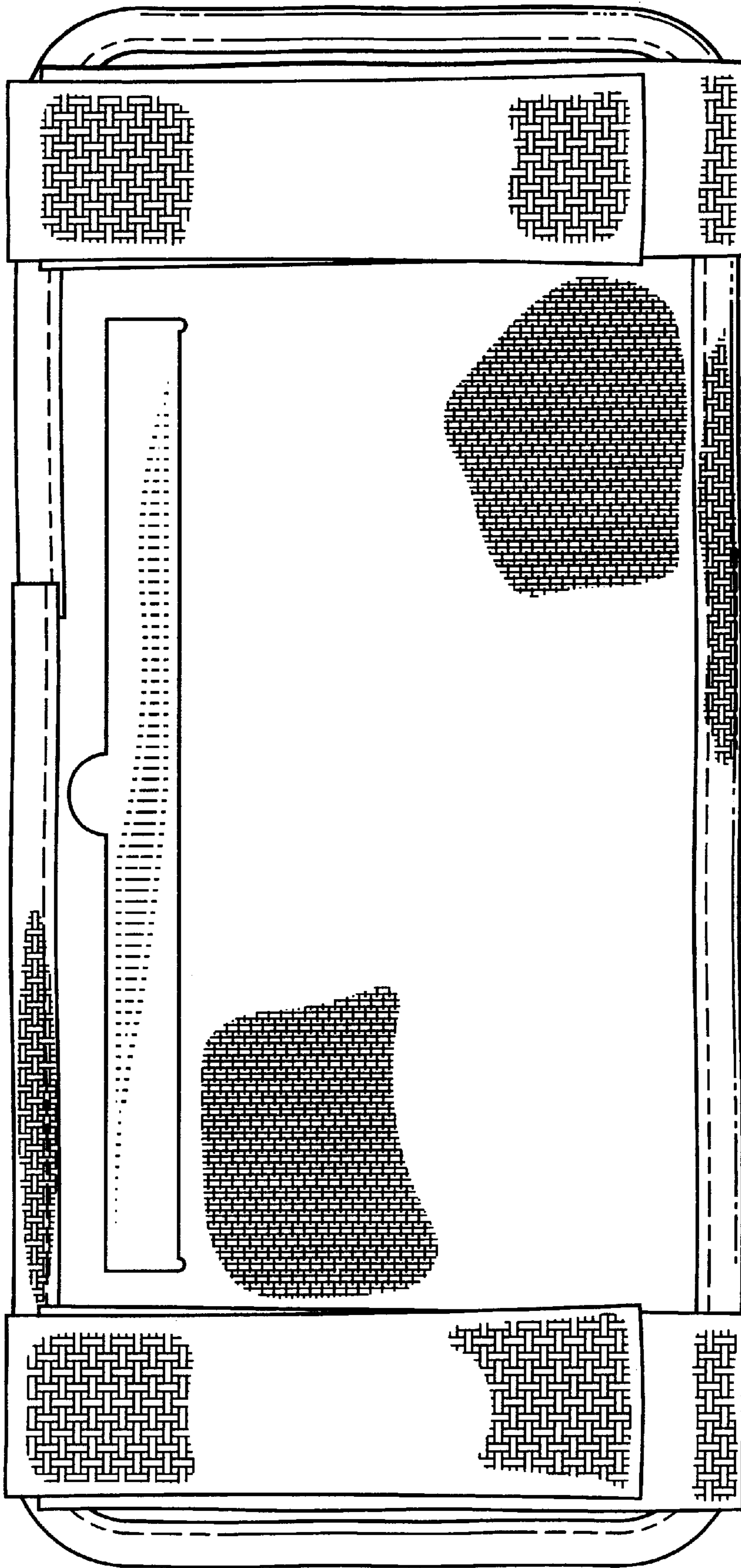


FIG. 2

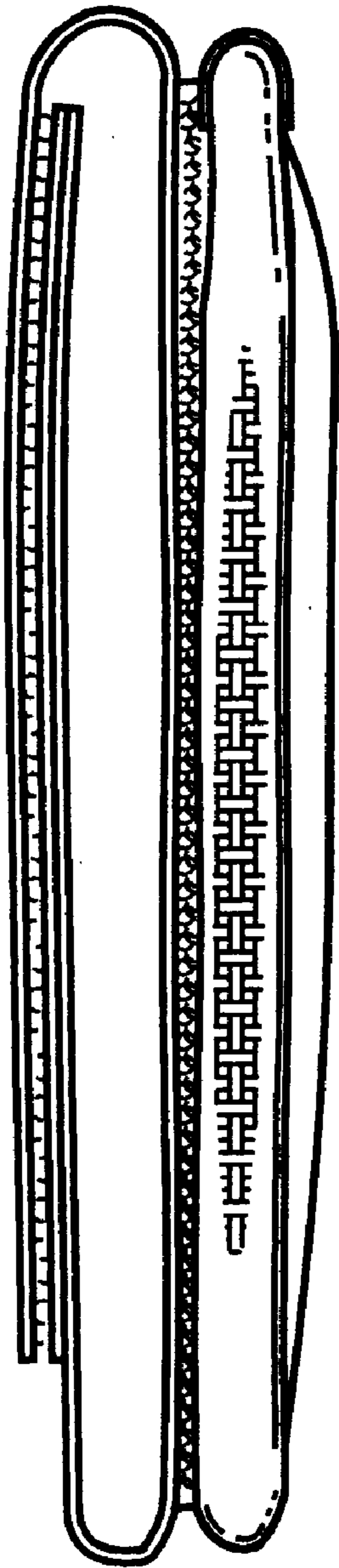


FIG. 5

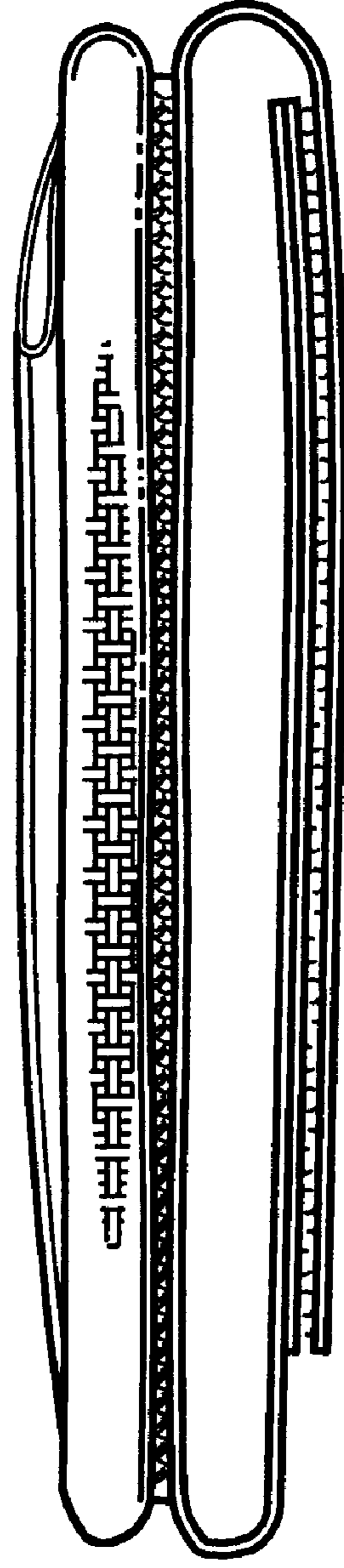


FIG. 6