



US00D434360S

United States Patent [19]

Wagner et al.

[11] Patent Number: Des. 434,360

[45] Date of Patent: ** Nov. 28, 2000

[54] MOUNTING ARRANGEMENT FOR MUFFLER

[75] Inventors: Wayne M. Wagner, Apple Valley, Minn.; Eivind Stenersen, River Falls, Wis.; David E. Winnes, Bloomington, Minn.

[73] Assignee: Donaldson Company, Inc., Minneapolis, Minn.

[**] Term: 14 Years

[21] Appl. No.: 29/115,423

[22] Filed: Dec. 14, 1999

Related U.S. Application Data

[62] Division of application No. 29/096,608, Nov. 16, 1998.

[51] LOC (7) Cl. 12-06

[52] U.S. Cl. D12/223

[58] Field of Search D8/349, 354; D12/223; 181/243; 280/96.1

[56] References Cited

U.S. PATENT DOCUMENTS

Re. 30,042 7/1979 Hiemstra et al. .
2,026,446 12/1935 Trott .

2,081,546	5/1937	MacPherson .	
2,160,808	6/1939	Bradley .	
3,129,962	4/1964	Cohen	181/243
3,386,526	6/1968	Burg .	
3,746,127	7/1973	Leventhal .	
3,944,265	3/1976	Hiemstra et al. .	
4,183,122	1/1980	Wagner .	
4,558,891	12/1985	Wagner et al. .	
4,790,574	12/1988	Wagner et al. .	
5,116,083	5/1992	Gillingham et al. .	

Primary Examiner—Holly Baynham
Attorney, Agent, or Firm—Merchant & Gould P.C.

[57] CLAIM

The ornamental design for mounting arrangement for muffler, as shown and described.

DESCRIPTION

FIG. 1 is a front elevational view of a first embodiment of a muffler hanger; the back elevational view being substantially identical thereto;
FIG. 2 is a side elevational view of the mounting hanger of FIG. 1; all other side elevational views being substantially identical thereto;
FIG. 3 is a bottom plan view of the mounting hanger of FIG. 1; and,
FIG. 4 is a top plan view of the mounting hanger of FIG. 1.

1 Claim, 2 Drawing Sheets

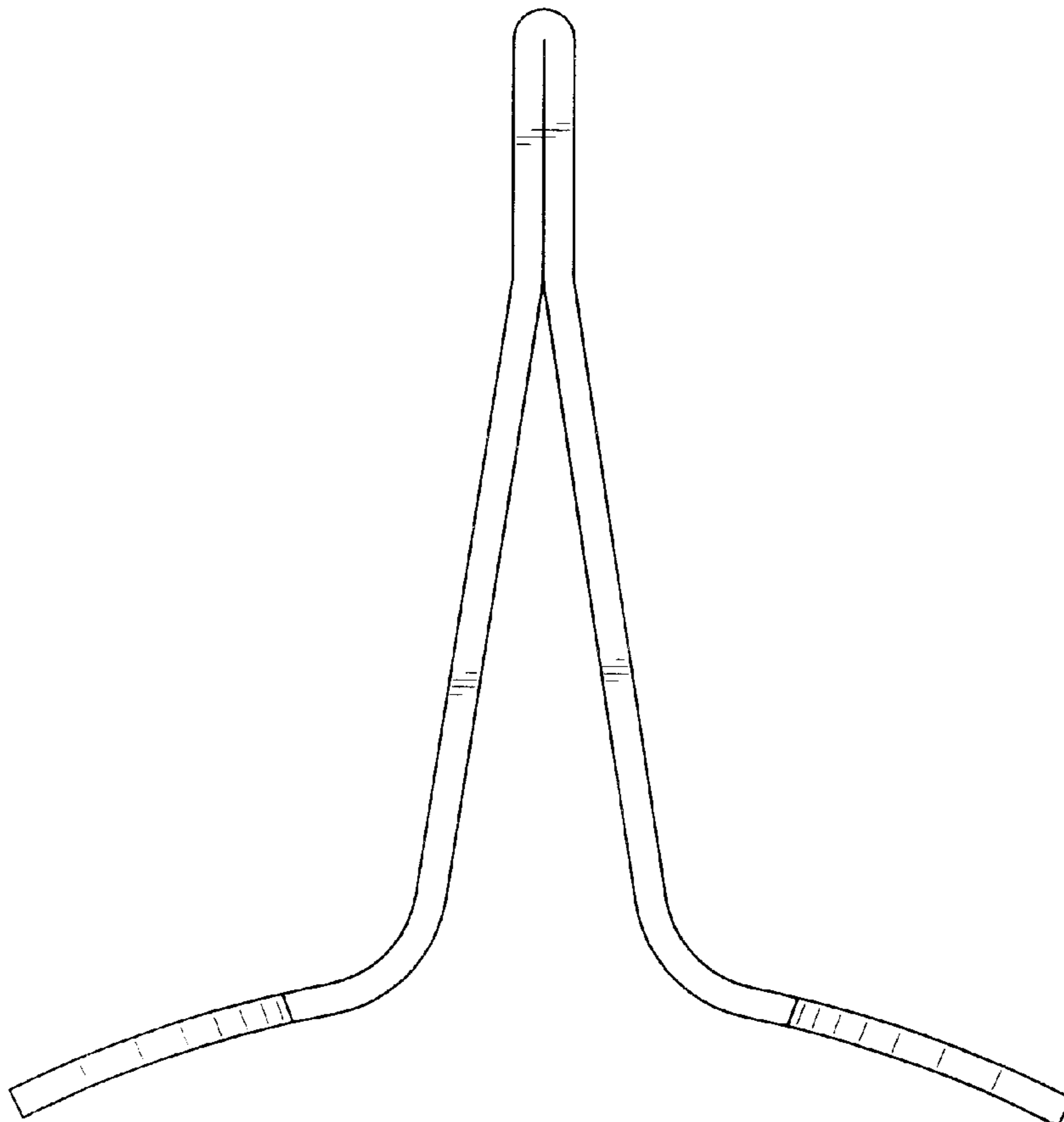


FIG. 1

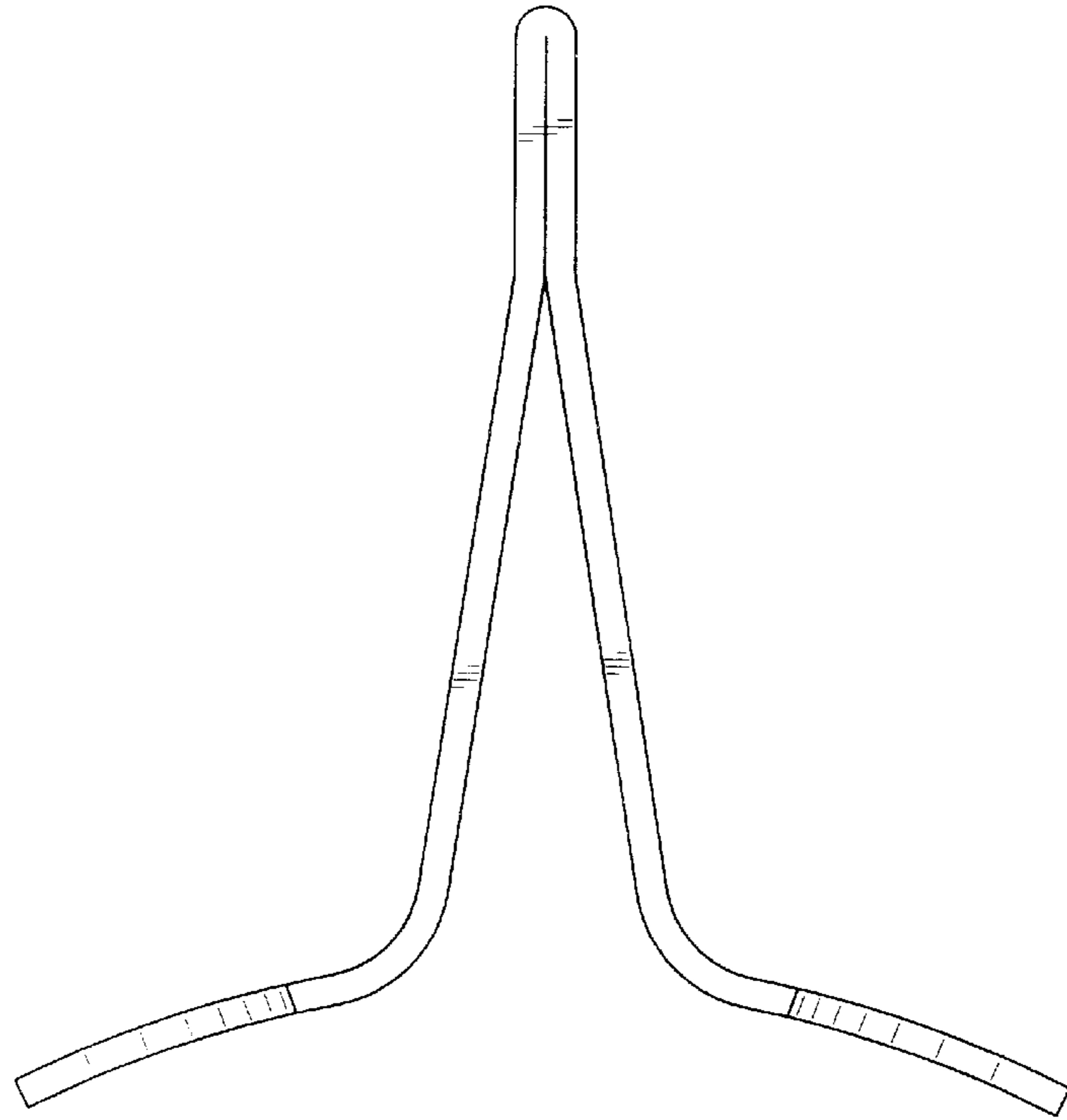


FIG. 2




FIG. 3




FIG. 4

