



US00D434358S

United States Patent [19]

Conway et al.

[11] **Patent Number: Des. 434,358**

[45] **Date of Patent: ** Nov. 28, 2000**

[54] **EXTERIOR SURFACE CONFIGURATION OF A QUARTER FENDER FOR A TRUCK**

[75] Inventors: **Scott M. Conway**, Flower Mound;
Louis D. Heilaneh, Lewisville, both of Tex.

[73] Assignee: **Paccar Inc.**, Bellevue, Wash.

[**] Term: **14 Years**

[21] Appl. No.: **29/116,978**

[22] Filed: **Jan. 13, 2000**

[51] **LOC (7) Cl.** **12-16**

[52] **U.S. Cl.** **D12/196**

[58] **Field of Search** D12/196, 93, 96,
D12/97, 98; 296/183, 190, 89.1, 89.11,
89.12

[56] **References Cited**

U.S. PATENT DOCUMENTS

- D. 320,582 10/1991 Fingerle D12/96
- D. 422,957 4/2000 Damon et al. D12/196
- D. 423,990 5/2000 Meryman et al. D12/96

D. 424,495 5/2000 Damon et al. D12/196

Primary Examiner—Melody N. Brown
Attorney, Agent, or Firm—Sidley & Austin


[57] **CLAIM**

The ornamental design for an exterior surface configuration of a quarter fender for a truck, as shown and described.

DESCRIPTION

FIG. 1 is a perspective view of an exterior surface configuration of a quarter fender for a truck showing our new design, which is suitable for use on the left side of a truck; FIG. 2 is a rear view thereof; FIG. 3 is a left side view thereof; FIG. 4 is a top view thereof; and, FIG. 5 is a perspective view of an exterior surface configuration of a quarter fender for a truck showing a second embodiment of our new design, which is suitable for use on the right side of a truck. The second embodiment is identical to that shown in FIGS. 1–4, except it is mirror symmetrical. The flanges shown in broken lines are for illustrative purposes only and form no part of the claimed design.

1 Claim, 4 Drawing Sheets






FIG. 1




FIG. 2

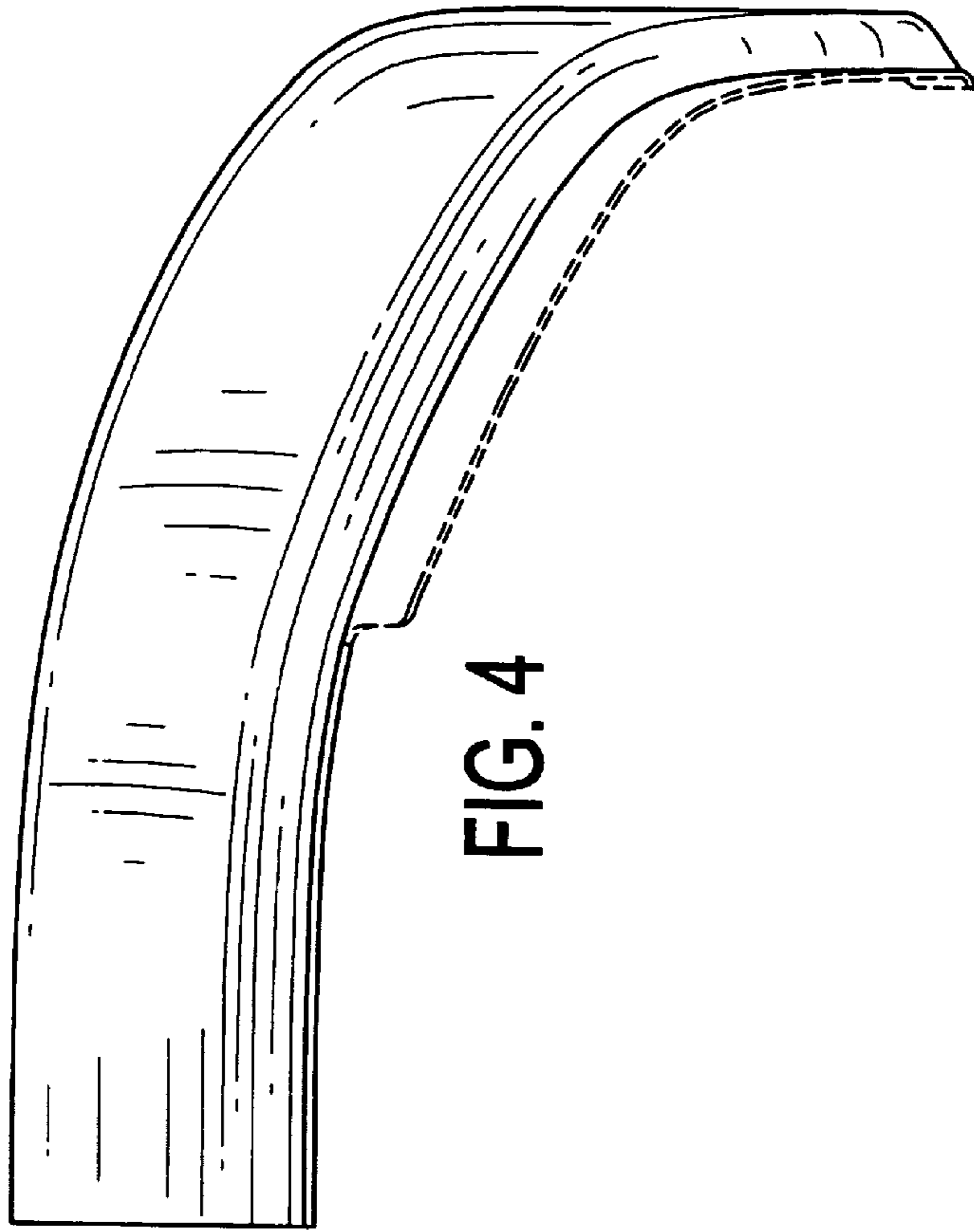


FIG. 4

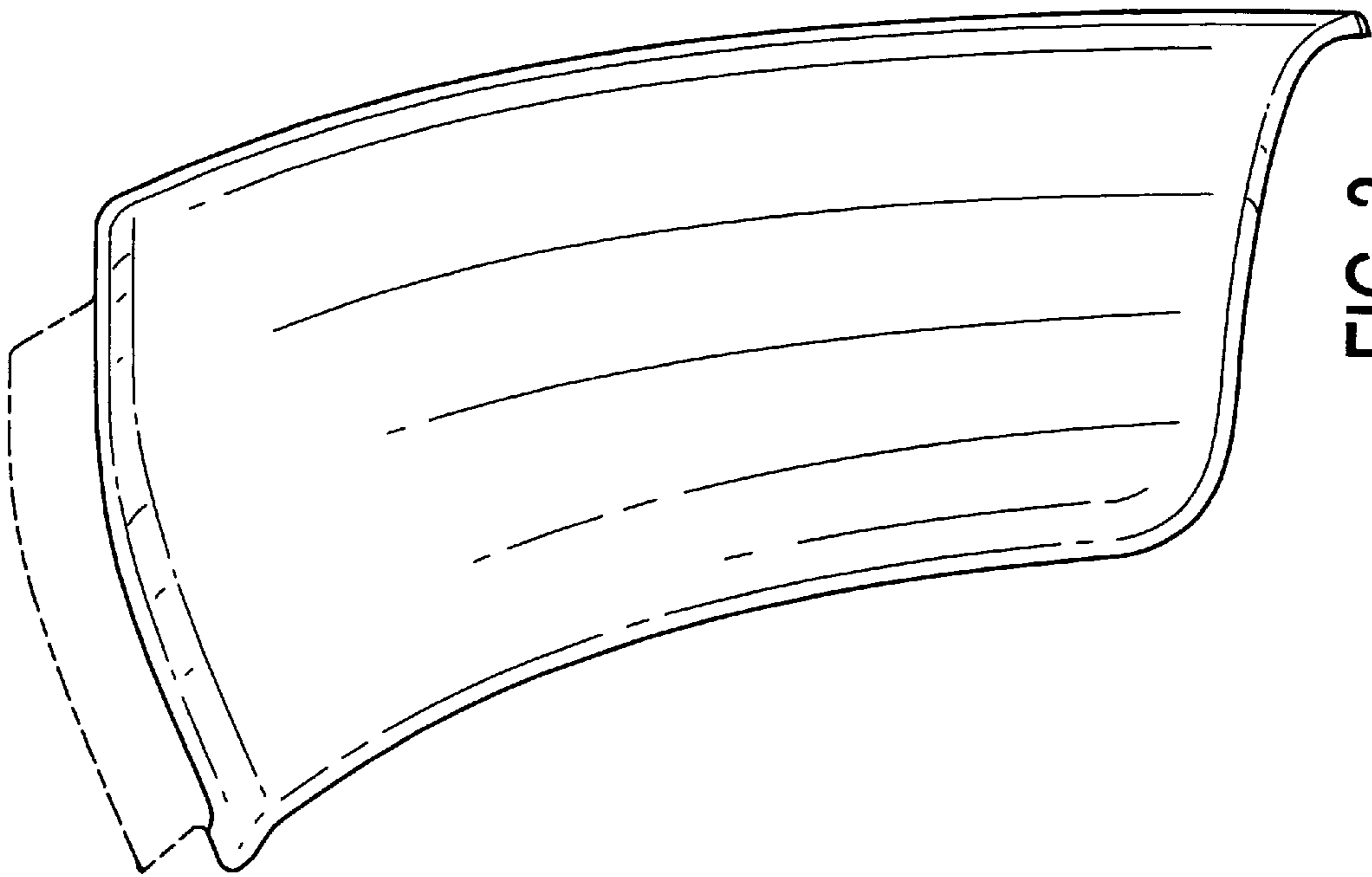


FIG. 3




FIG. 5