



US00D434351S

United States Patent [19]

Takamori et al.

[11] Patent Number: Des. 434,351

[45] Date of Patent: ** Nov. 28, 2000

[54] SPROCKET

[75] Inventors: **Norihiko Takamori**, Kyoto; **Wan Zhi Zhong**, Shiga, both of Japan

[73] Assignee: **Sunstar Giken Kabushiki kaisha**, Japan

[**] Term: **14 Years**

[21] Appl. No.: **29/092,530**

[22] Filed: **Aug. 21, 1998**

[30] Foreign Application Priority Data

Feb. 24, 1998	[JP]	Japan	10-4879
Feb. 24, 1998	[JP]	Japan	10-4880
Feb. 24, 1998	[JP]	Japan	10-4881

[51] LOC (7) Cl. **12-11**

[52] U.S. Cl. **D12/123**

[58] Field of Search D12/123; 188/218, 188/264; 474/160, 164, 152, 153

[56] References Cited

U.S. PATENT DOCUMENTS

5,569,107 10/1996 Mu 474/160

FOREIGN PATENT DOCUMENTS

49-113052	9/1974	Japan .
52-10256	1/1977	Japan .
52-163661	12/1977	Japan .
60-104866	6/1985	Japan .

Primary Examiner—Melody N. Brown
Attorney, Agent, or Firm—Rader, Fishman & Grauer

[57] CLAIM

The ornamental design for a sprocket, as shown and described.

DESCRIPTION

FIG. 1 is a front elevational view of a first embodiment of a sprocket showing our new design; FIG. 2 is a rear elevational view thereof; FIG. 3 is a top plan view thereof; FIG. 4 is a bottom plan view thereof; FIG. 5 is a left side elevational view thereof; and FIG. 6 is a right side elevational view thereof. FIG. 7 is a front elevational view of a second embodiment of a sprocket showing our new design; and, FIG. 8 is a rear elevational view of FIG. 7. The rest of views of the second embodiment are the same as those of the first embodiment.

1 Claim, 6 Drawing Sheets





FIG. 1




FIG. 2




FIG. 3

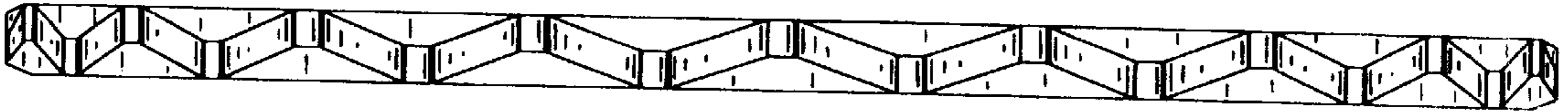


FIG. 4

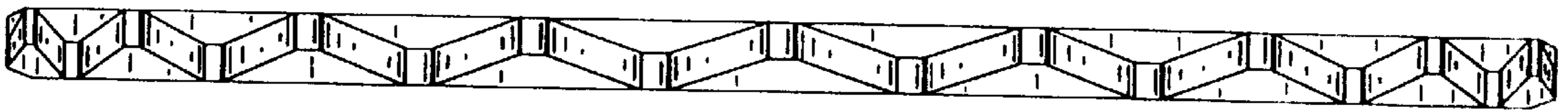


FIG. 5



FIG. 6



FIG. 7




FIG. 8

