



US00D434336S

United States Patent [19]
Giardiello

[11] **Patent Number: Des. 434,336**

[45] **Date of Patent: ** Nov. 28, 2000**

[54] **WRISTWATCH**

[75] Inventor: **Barbara Giardiello**, Naples, Italy

[73] Assignee: **Sector Group SA**, Neuchatel, Switzerland

[**] Term: **14 Years**

[21] Appl. No.: **29/109,648**

[22] Filed: **Aug. 20, 1999**

[30] **Foreign Application Priority Data**

Apr. 14, 1999 [XH] Hague Agreement DMA/004460

[51] **LOC (7) Cl.** **10-02**

[52] **U.S. Cl.** **D10/32; D10/39**

[58] **Field of Search** D10/1-40, 122-132;
D11/3-25; 63/1.1, 3, 5, 11; 368/276-277,
280-282, 285

[56] **References Cited**

U.S. PATENT DOCUMENTS

D. 138,603 8/1944 Schmidt D11/3

D. 240,650 7/1976 Cowan D11/3
D. 284,356 6/1986 Porsche D10/32
D. 403,598 1/1999 Balet D10/39

Primary Examiner—Nelson C. Holtje
Attorney, Agent, or Firm—Sughrue, Mion, Zinn, Macpeak & Seas, PLLC

[57] **CLAIM**

The ornamental design for a wristwatch, as shown.

DESCRIPTION

FIG. 1 is a perspective view of the front and one side of a wristwatch showing my new design;
FIG. 2 is a front view thereof;
FIG. 3 is a rear elevational view thereof;
FIG. 4 is a side view of said one side thereof;
FIG. 5 is a side view of an opposite side thereof;
FIG. 6 is an end view of one end thereof; and,
FIG. 7 is an end view of an opposite end thereof.

1 Claim, 2 Drawing Sheets



FIG. 1



FIG. 2




FIG. 3




FIG. 4



FIG. 6




FIG. 5



FIG. 7

