



US00D434320S

United States Patent [19] Timm

[11] Patent Number: Des. 434,320

[45] Date of Patent: ** Nov. 28, 2000

[54] CONTAINER

[75] Inventor: **Brigit Timm**, Hamburg, Germany

[73] Assignee: **Conaction Aktiengesellschaft**,
Hamburg, Germany

[**] Term: **14 Years**

[21] Appl. No.: **29/097,865**

[22] Filed: **Dec. 16, 1998**

[30] Foreign Application Priority Data

Jun. 17, 1998 [DE] Germany 298 10 863 U

[51] LOC (7) Cl. **09-03**

[52] U.S. Cl. **D9/423; D9/432**

[58] Field of Search D9/307, 314, 318,
D9/329, 335, 337, 341, 345, 347, 414-416,
420-421, 425, 426, 428, 430-432, 451,
499, 423; 229/152, 154, 160.2, 162, 125.19;
D7/614; 206/822; 215/6

[56] References Cited

U.S. PATENT DOCUMENTS

D. 81,676	7/1930	Webber	D9/432
D. 205,481	8/1966	Braun	D9/421
D. 274,396	6/1984	Kikuchi	D9/432
D. 276,594	12/1984	Fahey et al.	D9/431
D. 279,252	6/1985	Daenen et al.	D7/614
D. 311,685	10/1990	Tozawa	D9/423
D. 311,686	10/1990	Tozawa	D9/423
D. 321,134	10/1991	Toinet	D9/432
D. 321,647	11/1991	Oldorf	D9/432
D. 339,389	9/1993	Peppin	D9/423

D. 394,808	6/1998	Mansau	D9/432
D. 406,234	3/1999	Metter et al.	D9/432
1,157,942	10/1915	Keller	229/160.2
2,042,637	6/1936	Scurlock	215/6
2,407,415	9/1946	Graziano	229/160.2
2,569,035	9/1951	Belsinger	229/125.19
4,258,842	3/1981	Falkstein	206/822

Primary Examiner—Ted Shooman
Assistant Examiner—Carol Rademaker
Attorney, Agent, or Firm—Vidas Arrett & Steinkraus

[57] CLAIM

The ornamental design for a container, as shown and described.

DESCRIPTION

A description of each of the figures of the drawings is as follows, in which the figures show container in a state where the lid is partially opened:

FIG. 1 is a perspective view on the front, left side and top of a first embodiment having a rectangular cross section;

FIG. 2 is a perspective view of the rear, right side and bottom of the first embodiment;

FIG. 3 is a perspective view on the front, left side and top of a second embodiment having a square cross section;

FIG. 4 is a perspective view on the rear, left side and bottom of the second embodiment;

FIG. 5 is a perspective view on the front, left side and top of a third embodiment having also a square cross section but a lower height than the second embodiment; and,

FIG. 6 is a perspective view on the rear, right side and bottom of the third embodiment.

1 Claim, 2 Drawing Sheets

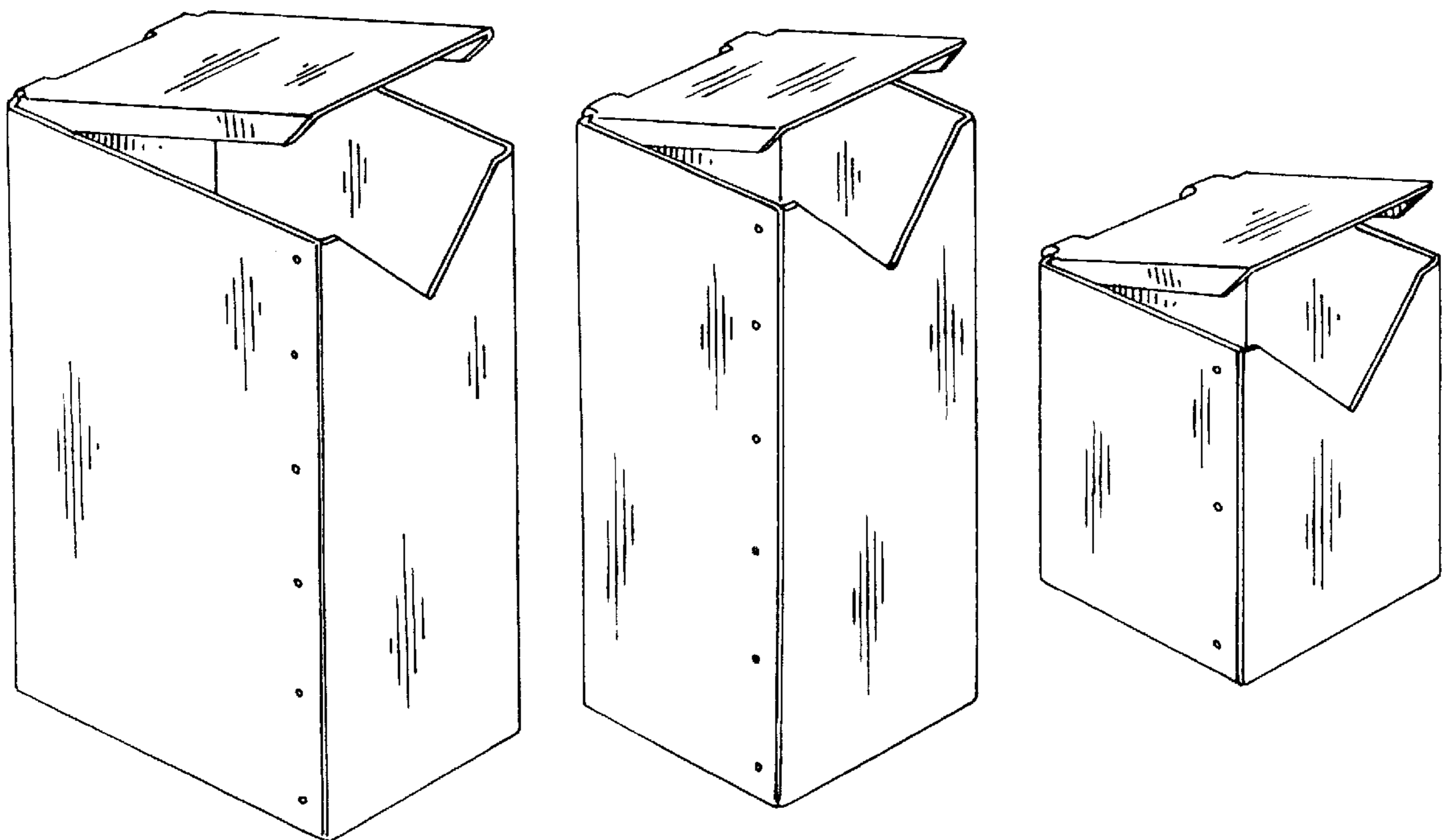


Fig. 1

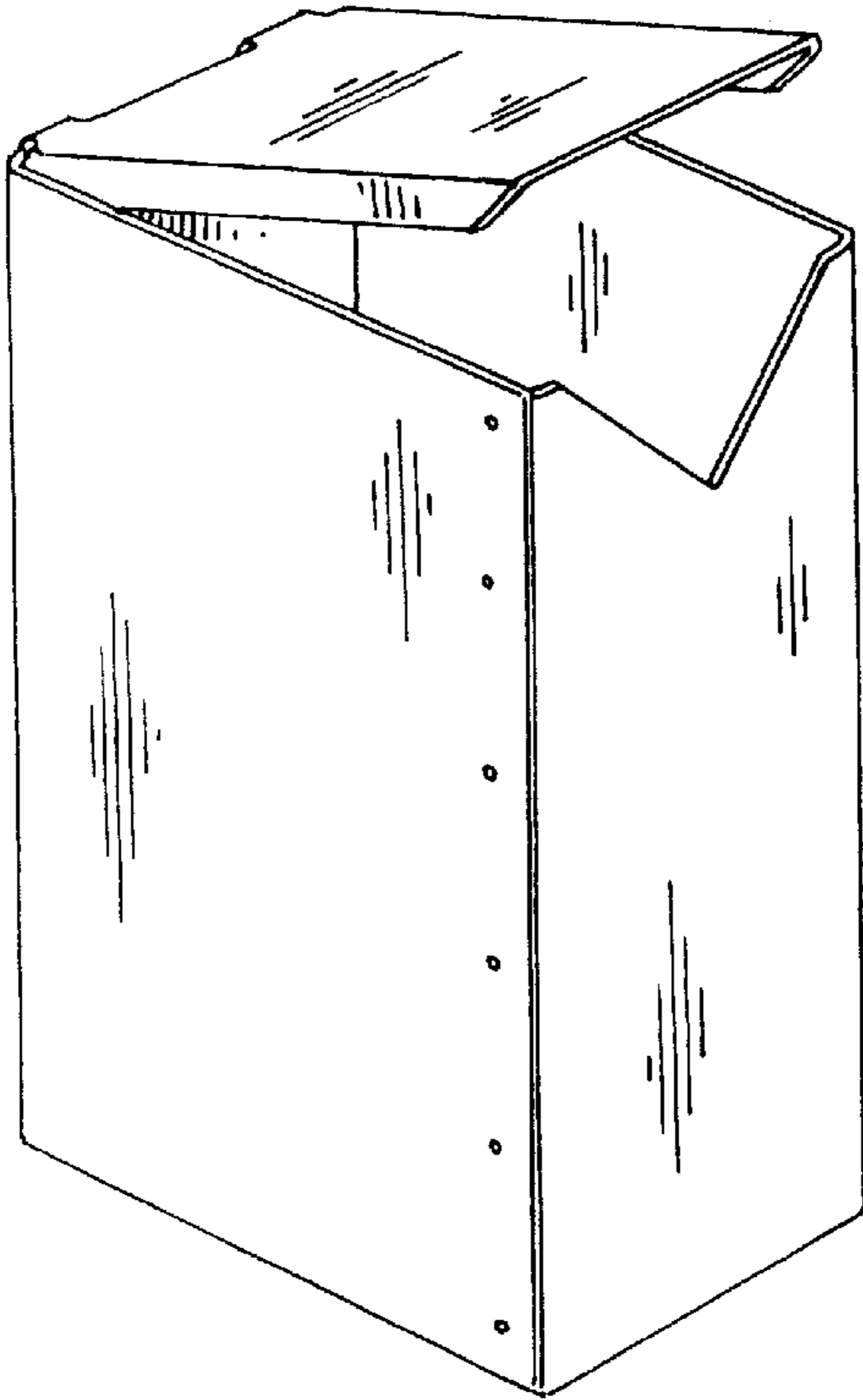


Fig. 2

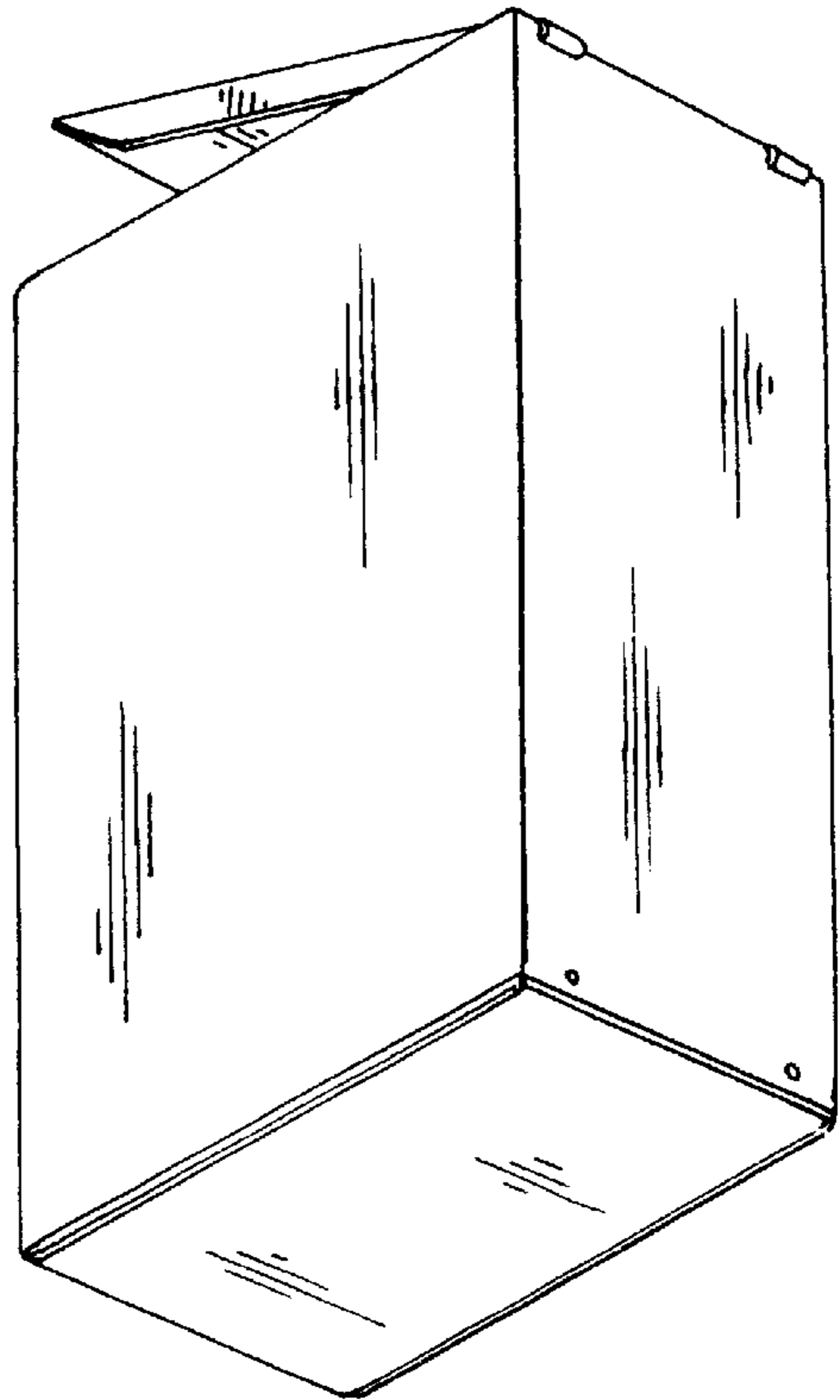


Fig. 3

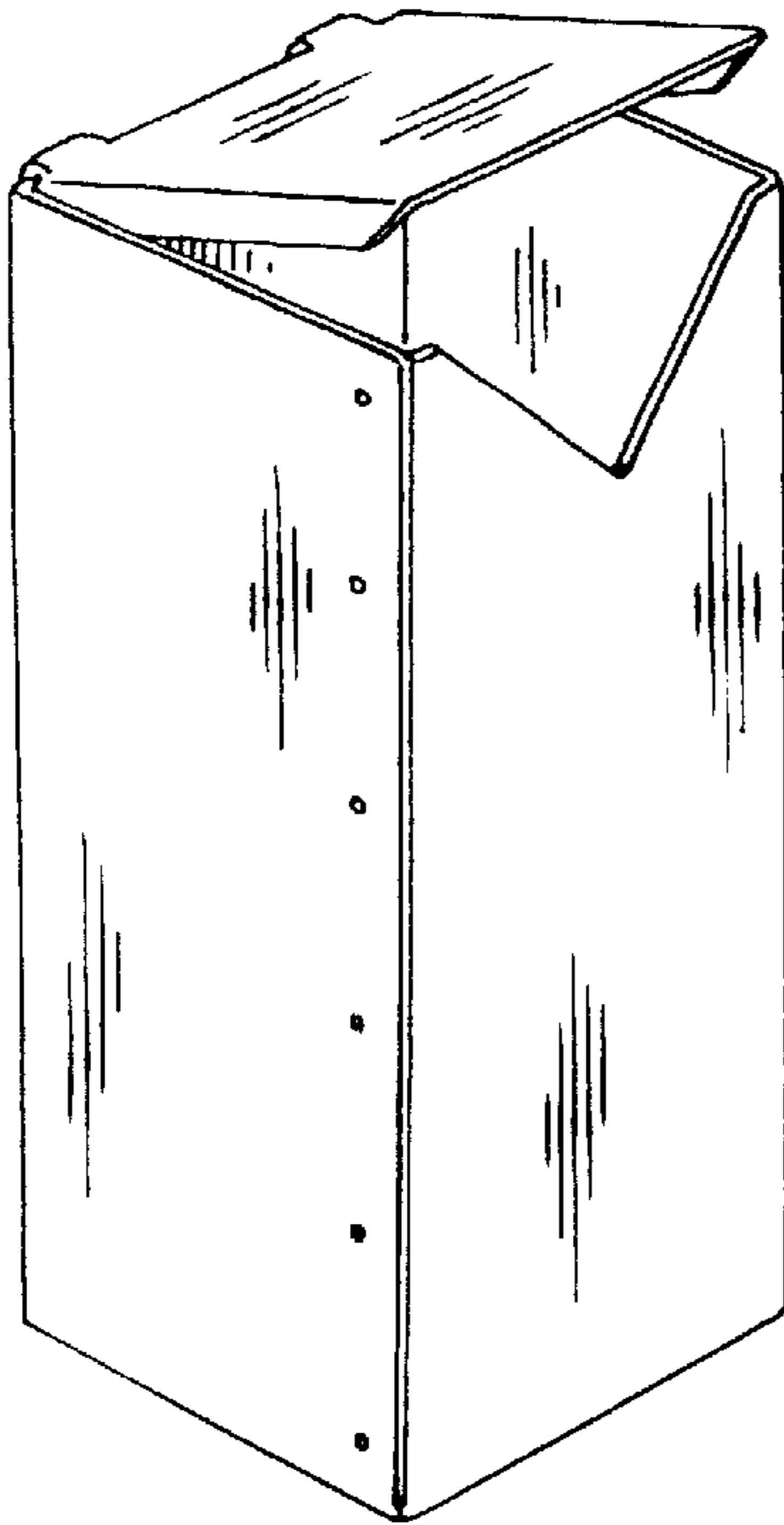


Fig. 4

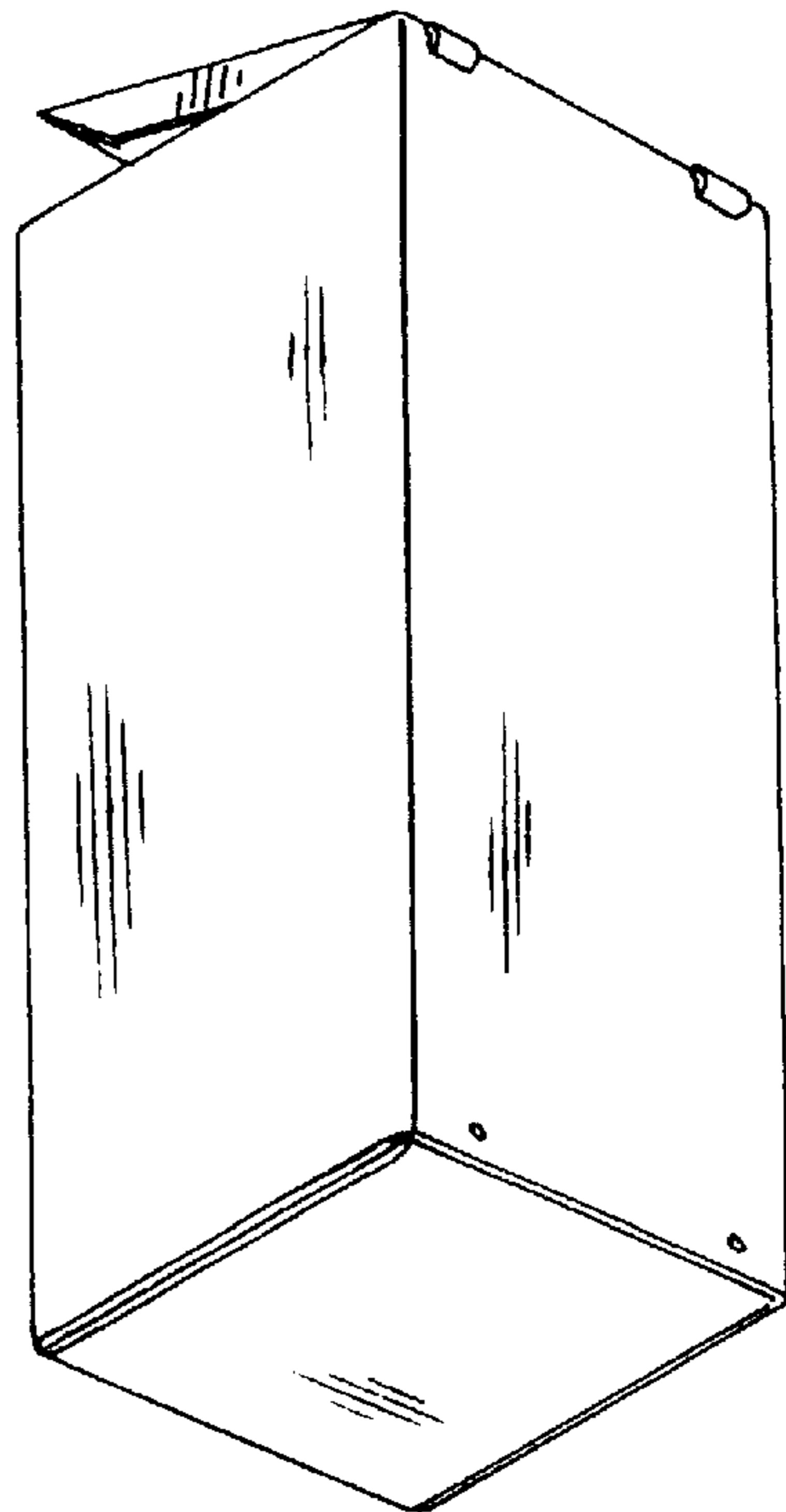


Fig. 5

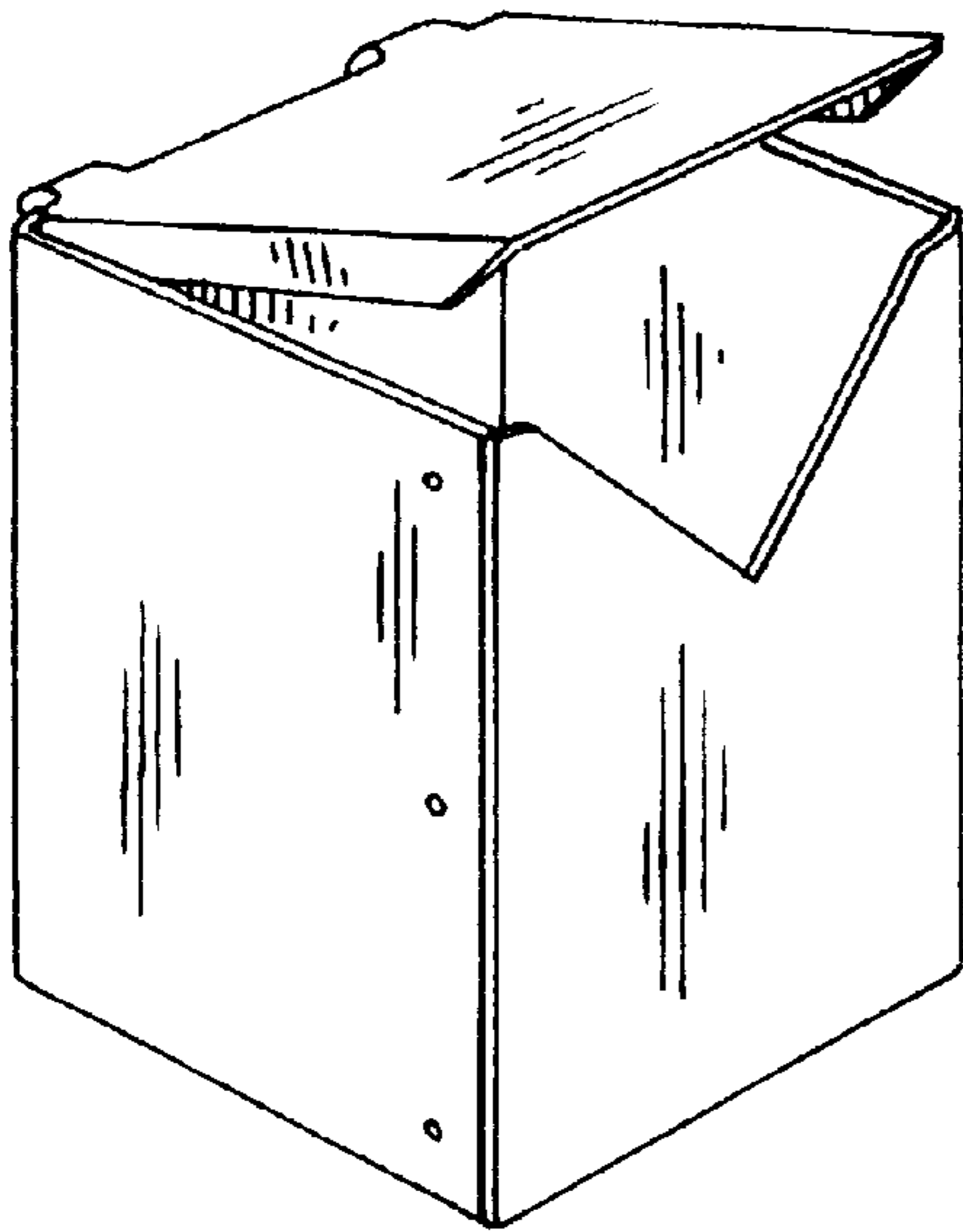


Fig. 6

