



US00D434311S

United States Patent [19] Gavin

[11] **Patent Number: Des. 434,311**

[45] **Date of Patent: ** Nov. 28, 2000**

[54] **COMBINED BOTTLE, SPRAY DISPENSER AND CAP**

D. 411,100 6/1999 Torres D9/300
5,222,632 6/1993 Tada .

[75] Inventor: **Ellen Gavin**, Atlantic Highlands, N.J.

Primary Examiner—Lucy Lieberman
Attorney, Agent, or Firm—Baker Botts L.L.P.

[73] Assignee: **L'Oreal S.A.**, Paris, France

[57] **CLAIM**

[**] Term: **14 Years**

The ornamental design for a combined bottle, spray dispenser and cap, as shown and described.

[21] Appl. No.: **29/110,454**

DESCRIPTION

[22] Filed: **Sep. 7, 1999**

FIG. 1 is a three-dimensional perspective view of the combined bottle, spray dispenser and cap of the present invention;

[51] **LOC (7) Cl.** **09-01**

[52] **U.S. Cl.** **D9/300**

[58] **Field of Search** D9/300, 523, 540,
D9/543, 526, 552; 215/382-384; 222/321.1-321.9;
239/333

FIG. 2 is a front view of the combined bottle spray dispenser and cap of the present invention;

FIG. 3 is a top view of the combined bottle spray dispenser and cap of the present invention;

[56] **References Cited**

U.S. PATENT DOCUMENTS

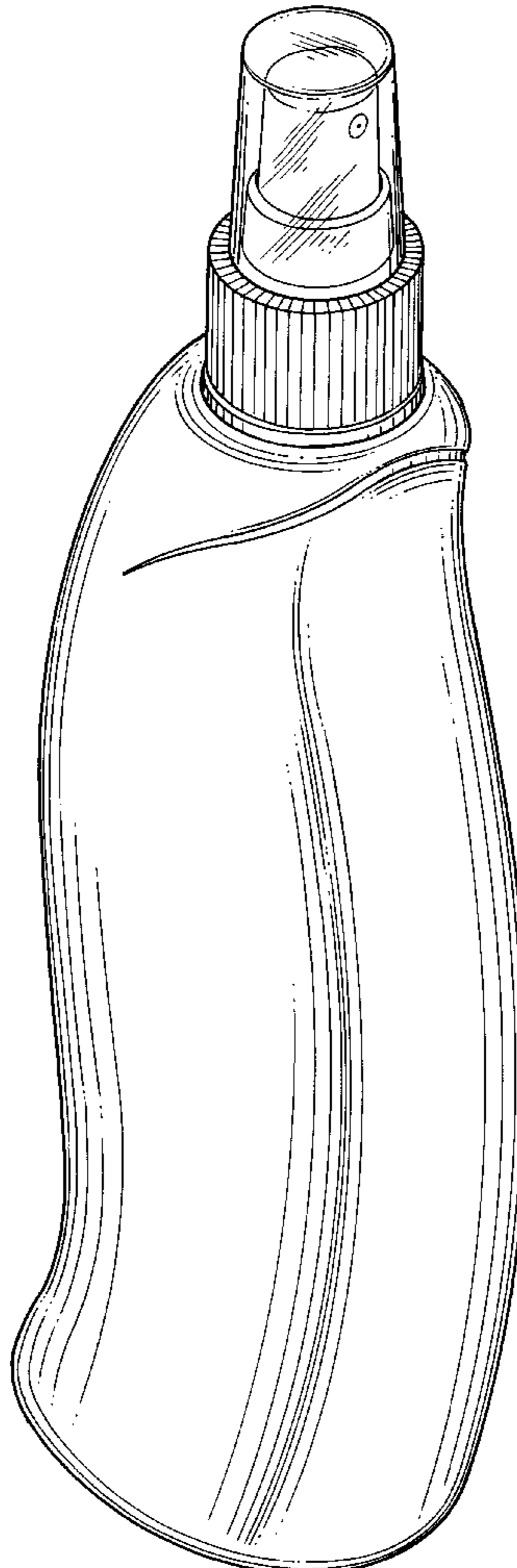
D. 203,075 11/1965 Roberts D9/526
D. 207,430 4/1967 Shepler D9/543
D. 247,022 1/1978 Turnbull .
D. 262,519 1/1982 McIlvain .
D. 353,543 12/1994 Matsumoto D9/552
D. 398,853 9/1998 Phillips D9/526

FIG. 4 is a left side view of the combined bottle, spray dispenser and cap, the right side view is a mirror image thereof;

FIG. 5 is a back view of the combined bottle spray dispenser and cap of the present invention; and,

FIG. 6 is a bottom view of the combined bottle spray dispenser and cap of the present invention.

1 Claim, 3 Drawing Sheets



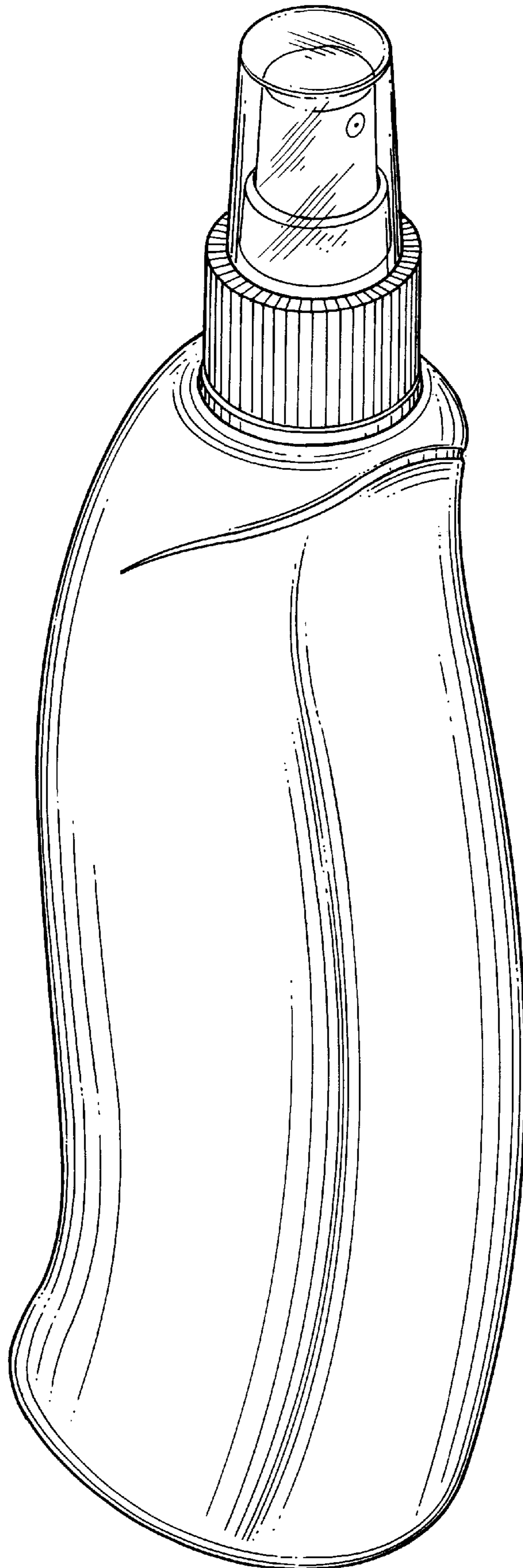


FIG. 1




FIG. 2

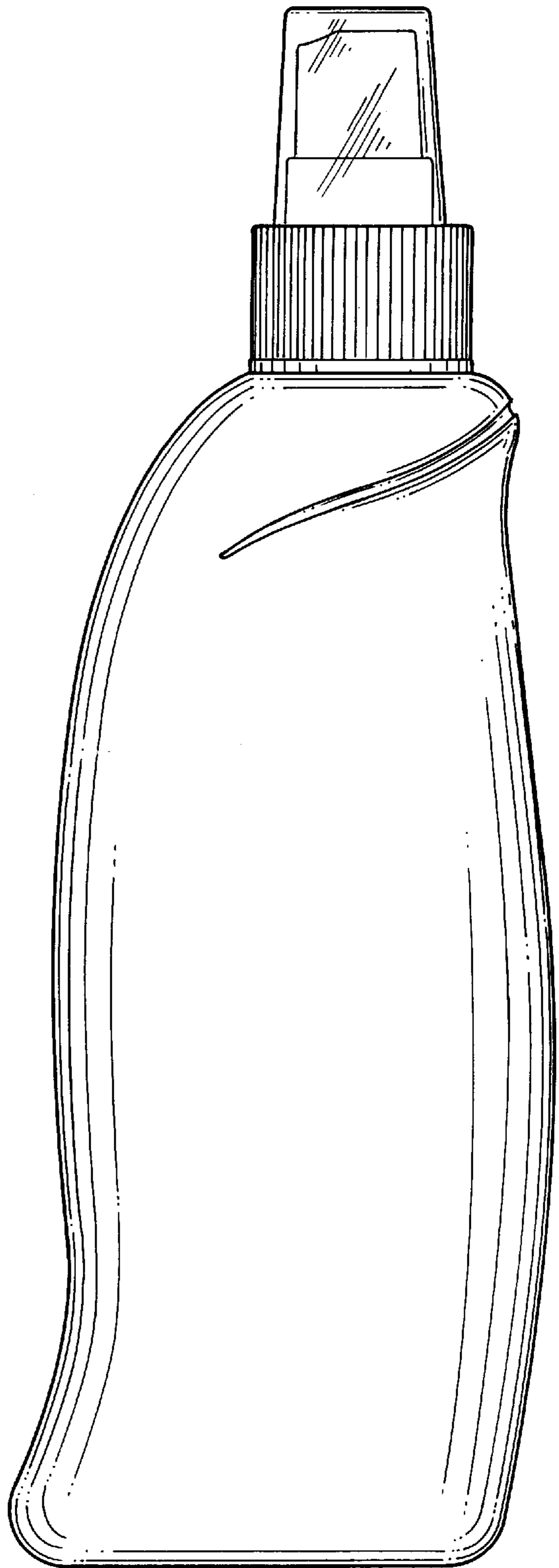


FIG. 4




FIG. 5

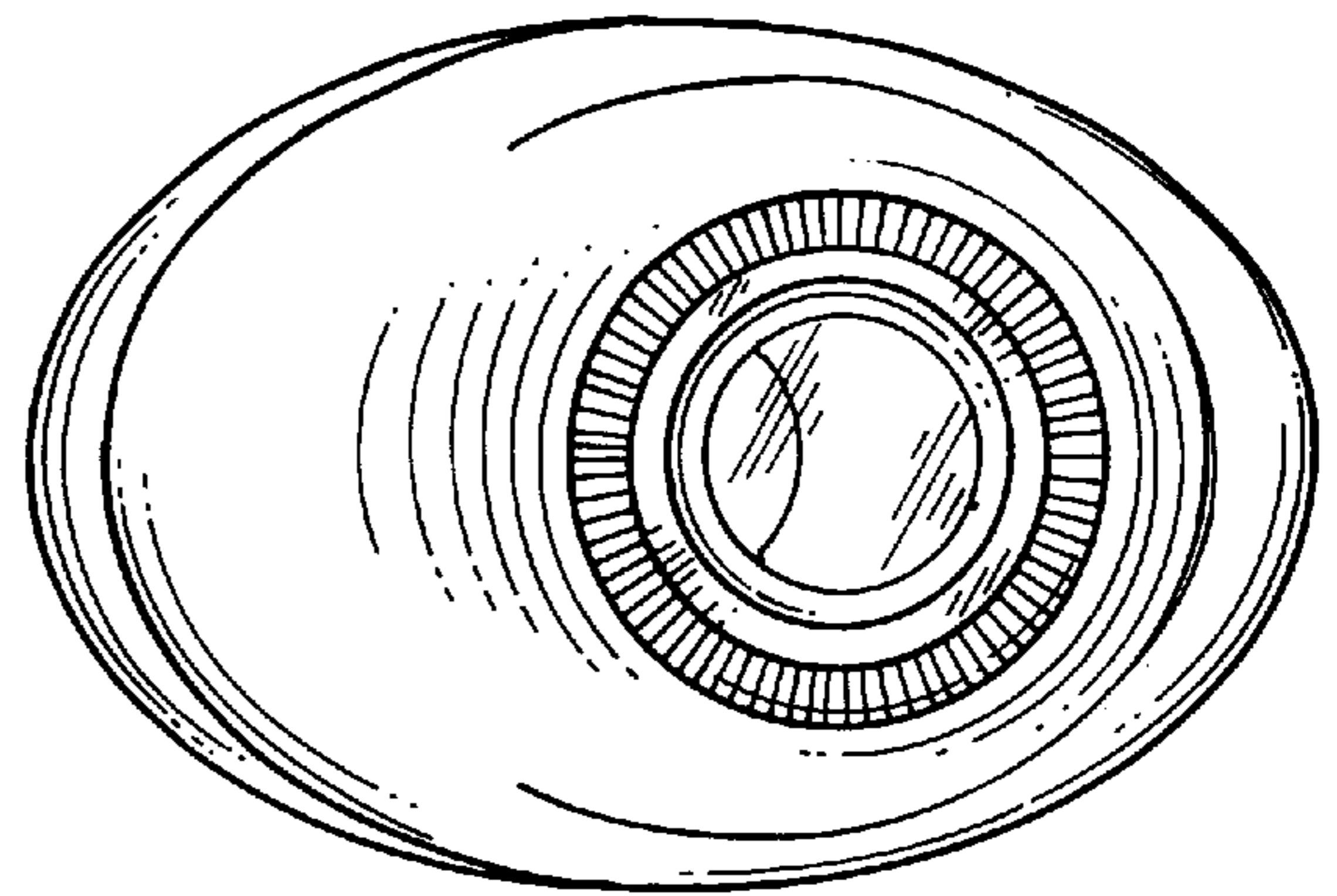


FIG. 3

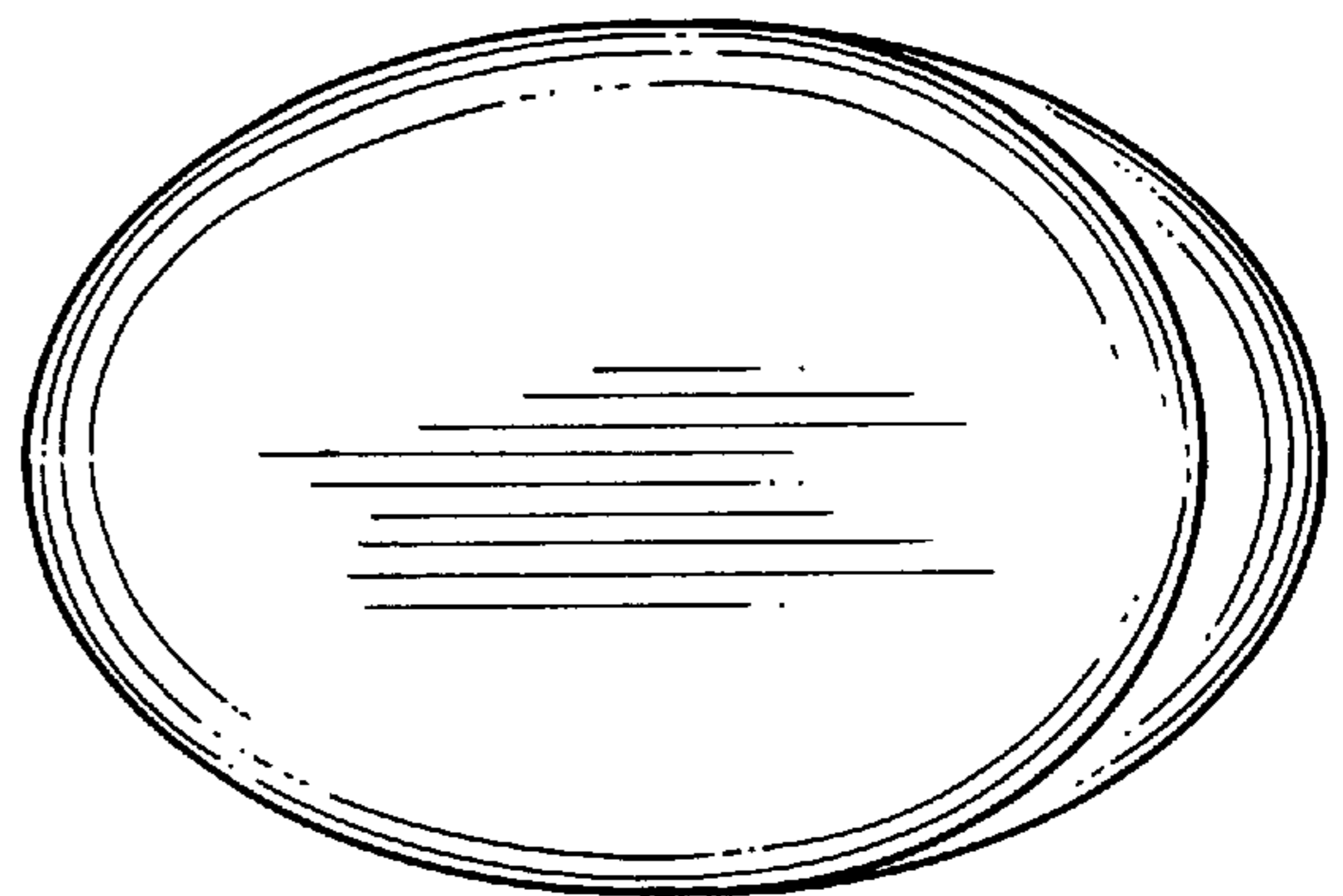


FIG. 6