



US00D434295S

# United States Patent [19] Liang

[11] Patent Number: Des. 434,295

[45] Date of Patent: \*\* Nov. 28, 2000

[54] AXLE FOR A STRAPPING DEVICE

5,369,848 12/1994 Huang ..... 24/68 CD

[76] Inventor: **Chien Su Liang**, No. 13, Avenue 1,  
Lane 225, Tai Ping Road, Tai Ping City,  
Taichung Hsien, Taiwan

*Primary Examiner*—Ted Shooman  
*Assistant Examiner*—Richelle Shelton

[\*\*] Term: **14 Years**

[57] **CLAIM**

The ornamental design for an axle for a strapping device, as shown and described.

[21] Appl. No.: **29/084,953**

### DESCRIPTION

[22] Filed: **Mar. 13, 1998**

[51] **LOC (7) Cl.** ..... **08-05**

[52] **U.S. Cl.** ..... **D8/44; D8/354**

[58] **Field of Search** ..... D8/44, 349, 354;  
24/68 CD, 265 AL, 666

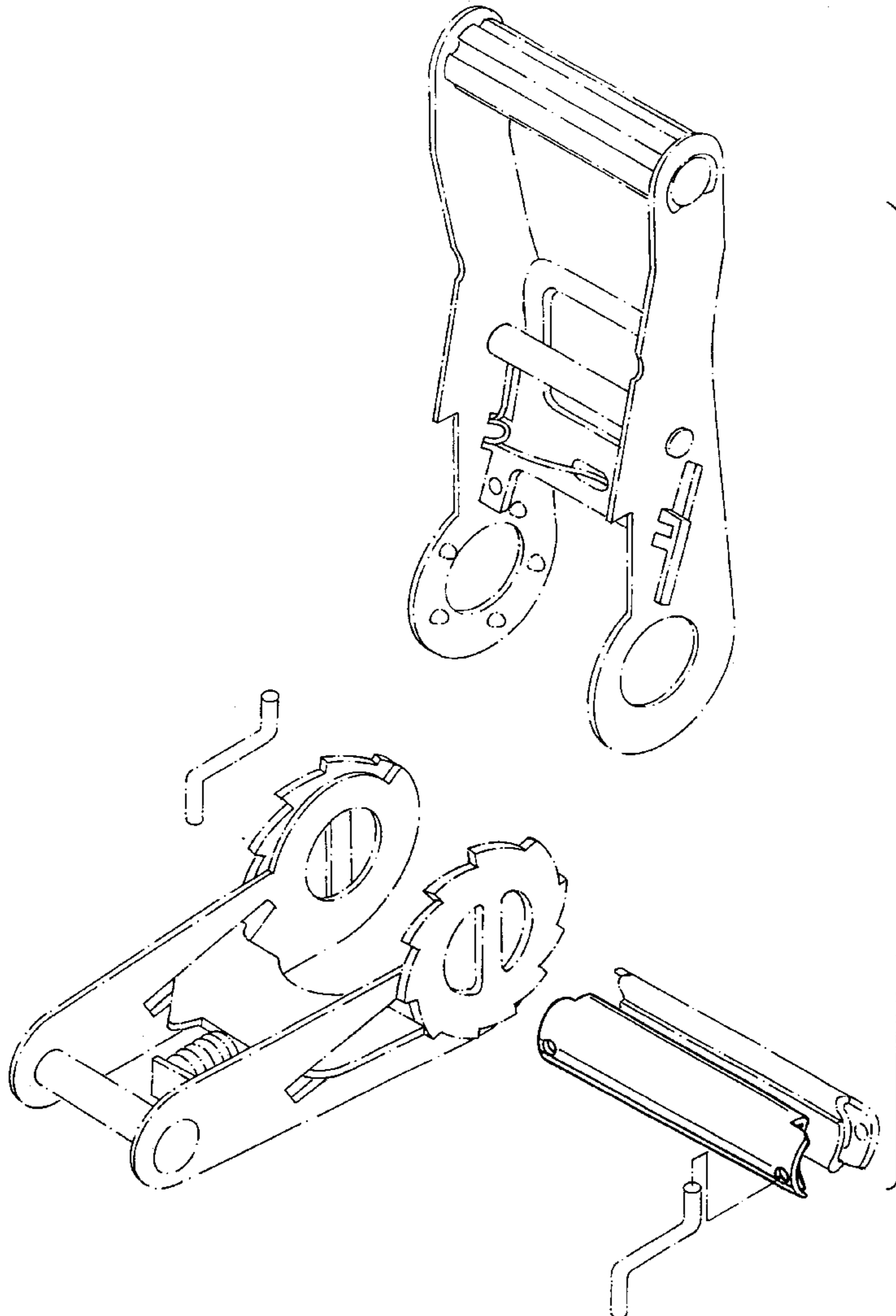
FIG. 1 is a perspective view of an axle for a strapping device showing my new design;  
FIG. 2 is a front elevational view thereof, the opposite end being identical in appearance;  
FIG. 3 is a left side elevational view thereof, the right side being a mirror image of that shown;  
FIG. 4 is a top plan view thereof;  
FIG. 5 is a bottom plan view thereof; and,  
FIG. 6 is a perspective view embodying the utilization of my new design, the strapping device depicted by means of broken lines being for illustrative purposes only and forming no part of the claimed design.

### [56] References Cited

#### U.S. PATENT DOCUMENTS

D. 380,140	6/1997	Siemens	.....	D8/354
4,227,286	10/1980	Holmberg	.....	24/68 CD
4,987,653	1/1991	Lin	.....	24/68 CD
5,103,536	4/1992	Kamper	.....	24/68 CD
5,282,296	2/1994	Huang	.....	24/68 CD

**1 Claim, 3 Drawing Sheets**



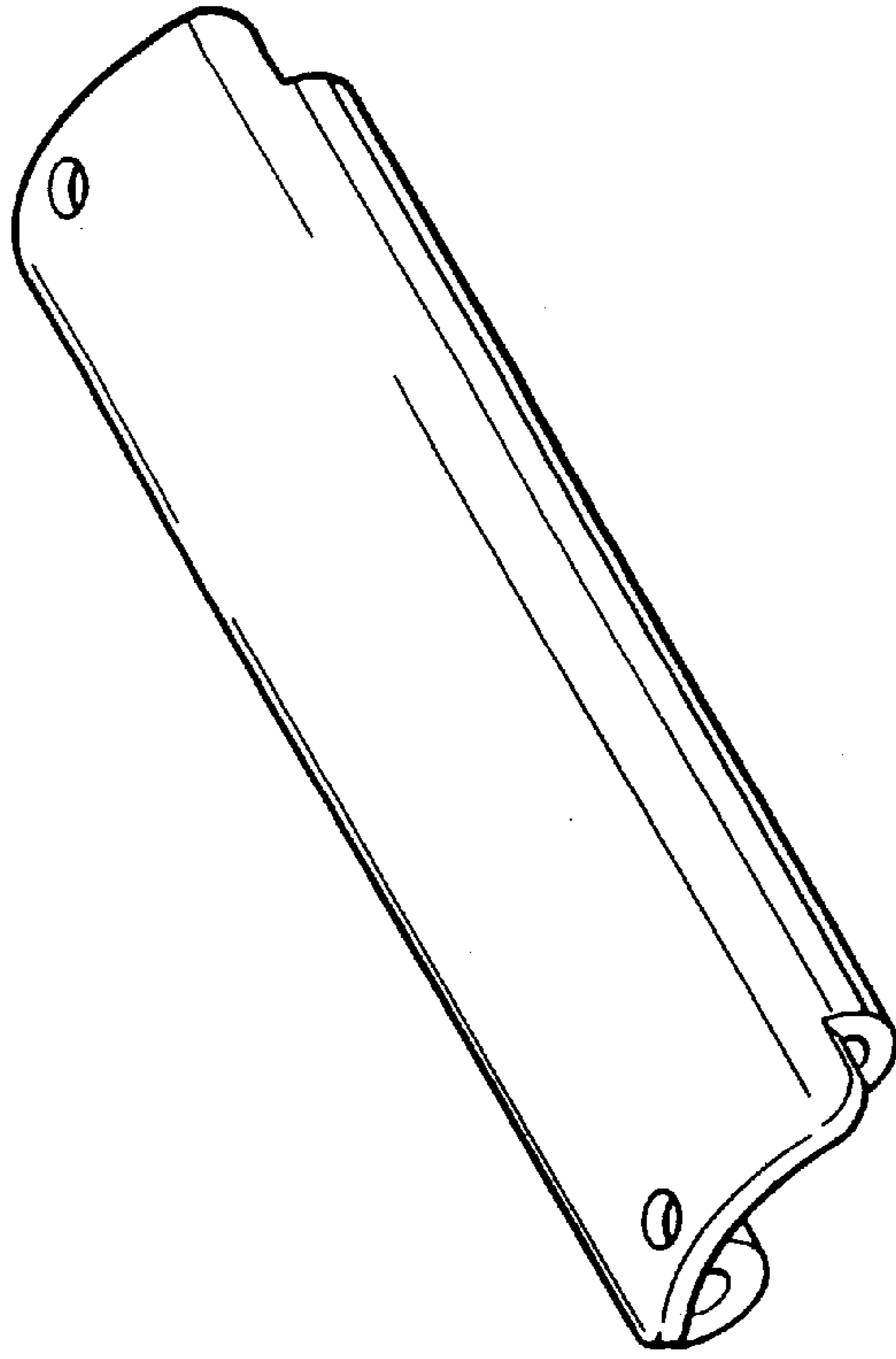


FIG. 1



FIG. 3




FIG. 2




FIG. 4




FIG. 5

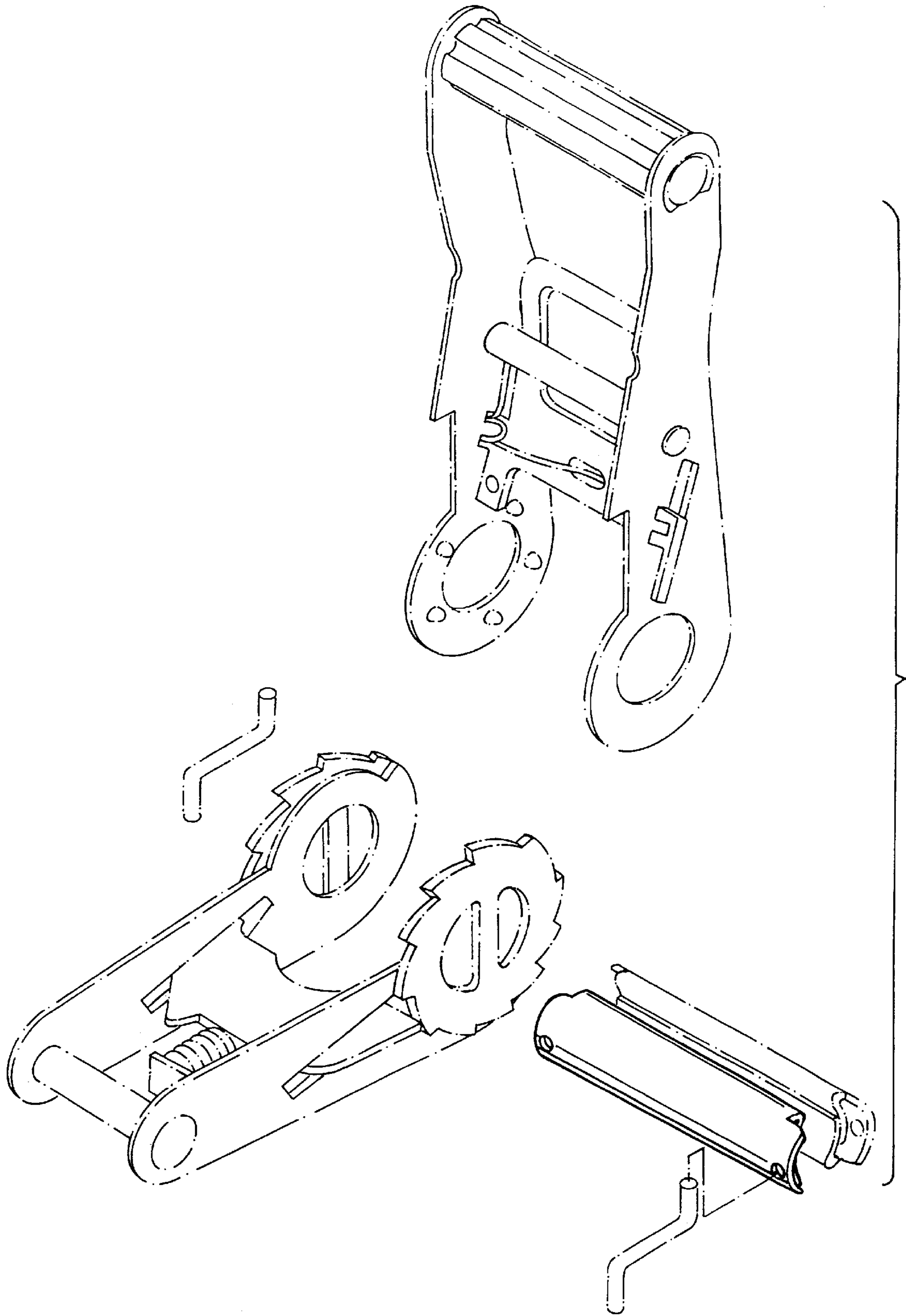


FIG. 6