



US00D434287S

# United States Patent [19] Spear

[11] **Patent Number: Des. 434,287**

[45] **Date of Patent: \*\* Nov. 28, 2000**

[54] **SCOOP**

D. 417,826 12/1999 Yacobi et al. .... D8/10

[75] Inventor: **Kenneth J. Spear**, Vienna, W. Va.

*Primary Examiner*—Robin V. Taylor  
*Attorney, Agent, or Firm*—W. Warren Taltavull; Farkas & Manelli PLLC

[73] Assignee: **O. Ames Co.**, Parkersburg, W. Va.

[\*\*] Term: **14 Years**

### [57] CLAIM

[21] Appl. No.: **29/112,911**

The ornamental design for a scoop, as shown and described.

[22] Filed: **Oct. 26, 1999**

### DESCRIPTION

[51] **LOC (7) Cl.** ..... **08-01**

[52] **U.S. Cl.** ..... **D8/10**

[58] **Field of Search** ..... D8/1, 10; 294/49,  
294/54.5, 50, 55, 52

FIG. 1 is a front perspective view of a scoop embodying my design;

FIG. 2 is a front view in elevation;

FIG. 3 is a rear view in elevation;

FIG. 4 is a side view in elevation, the opposite side being identical;

FIG. 5 is a top plan view; and,

FIG. 6 is a bottom plan view.

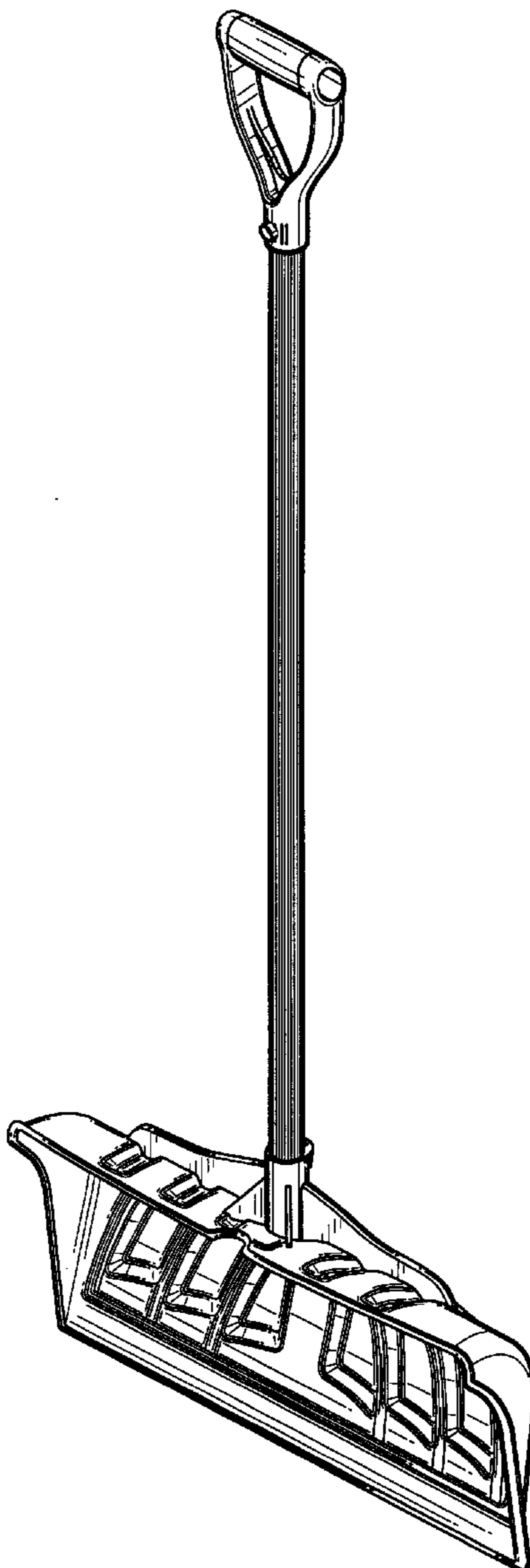
### [56] References Cited

#### U.S. PATENT DOCUMENTS

D. 385,160 10/1997 Tisbo et al. .... D8/10

D. 409,886 5/1999 Whitehead et al. .... D8/10

**1 Claim, 5 Drawing Sheets**



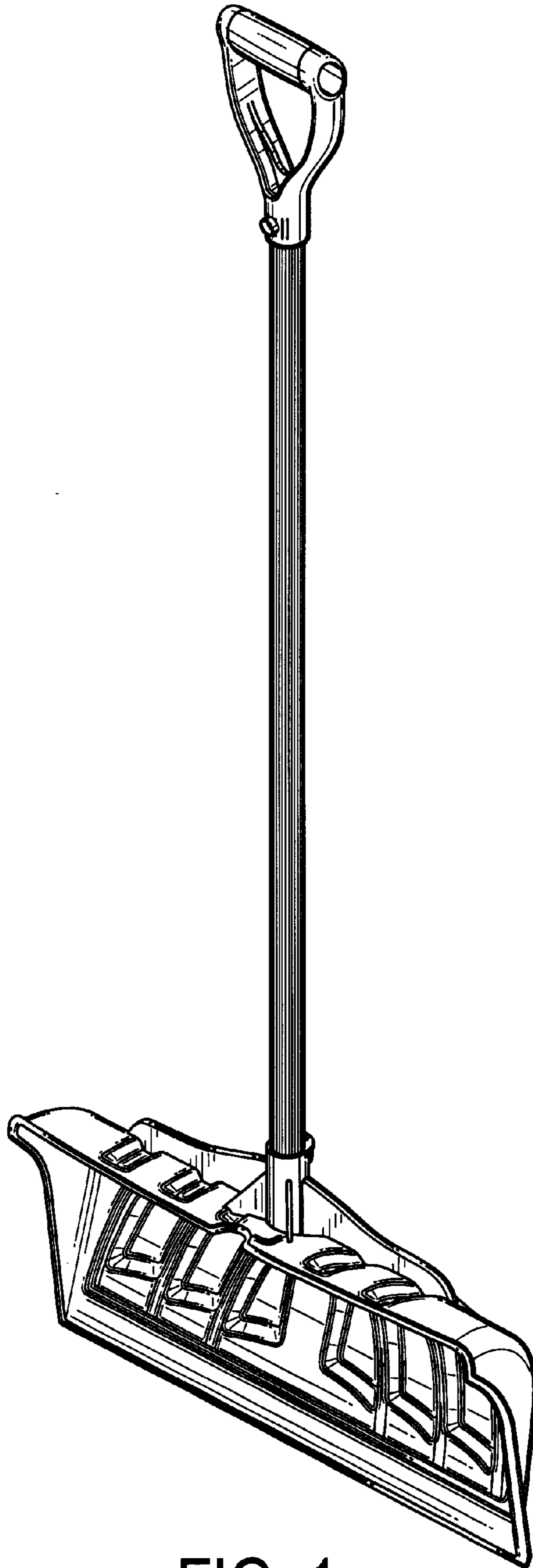


FIG. 1




FIG. 2




FIG. 3




FIG. 4




FIG. 5




FIG. 6